

MPI: A Message-Passing Interface Standard
Version 2.1

Message Passing Interface Forum

June 23, 2008

1 This document describes the Message-Passing Interface (MPI) standard, version 2.1.
2 The MPI standard includes point-to-point message-passing, collective communications, group
3 and communicator concepts, process topologies, environmental management, process cre-
4 ation and management, one-sided communications, extended collective operations, external
5 interfaces, I/O, some miscellaneous topics, and a profiling interface. Language bindings for
6 C, C++ and Fortran are defined.

7 Technically, this version of the standard is based on “MPI: A Message-Passing Interface
8 Standard, June 12, 1995” (MPI-1.1) from the MPI-1 Forum, and “MPI-2: Extensions to the
9 Message-Passing Interface, July, 1997” (MPI-1.2 and MPI-2.0) from the MPI-2 Forum, and
10 errata documents from the MPI Forum.

11 Historically, the evolution of the standards is from MPI-1.0 (June 1994) to MPI-1.1
12 (June 12, 1995) to MPI-1.2 (July 18, 1997), with several clarifications and additions and
13 published as part of the MPI-2 document, to MPI-2.0 (July 18, 1997), with new functionality,
14 to MPI-1.3 (May 30, 2008), combining for historical reasons the documents 1.1 and 1.2 and
15 some errata documents to one combined document, and this document, MPI-2.1, combining
16 the previous documents. Additional clarifications and errata corrections to MPI-2.0 are also
17 included.
18
19
20
21
22
23
24
25
26
27
28
29
30
31
32
33
34
35
36
37
38
39
40
41
42
43
44

45 ©1993, 1994, 1995, 1996, 1997, 2008 University of Tennessee, Knoxville, Tennessee.
46 Permission to copy without fee all or part of this material is granted, provided the University
47 of Tennessee copyright notice and the title of this document appear, and notice is given that
48 copying is by permission of the University of Tennessee.

Version 2.1: June 23, 2008, 2008. This document combines the previous documents MPI-1.3 (May 30, 2008) and MPI-2.0 (July 18, 1997). Certain parts of MPI-2.0, such as some sections of Chapter 4, Miscellany, and Chapter 7, Extended Collective Operations have been merged into the Chapters of MPI-1.3. Additional errata and clarifications collected by the MPI Forum are also included in this document.

Version 1.3: May 30, 2008. This document combines the previous documents MPI-1.1 (June 12, 1995) and the MPI-1.2 Chapter in MPI-2 (July 18, 1997). Additional errata collected by the MPI Forum referring to MPI-1.1 and MPI-1.2 are also included in this document.

Version 2.0: July 18, 1997. Beginning after the release of MPI-1.1, the MPI Forum began meeting to consider corrections and extensions. MPI-2 has been focused on process creation and management, one-sided communications, extended collective communications, external interfaces and parallel I/O. A miscellany chapter discusses items that don't fit elsewhere, in particular language interoperability.

Version 1.2: July 18, 1997. The MPI-2 Forum introduced MPI-1.2 as Chapter 3 in the standard "MPI-2: Extensions to the Message-Passing Interface", July 18, 1997. This section contains clarifications and minor corrections to Version 1.1 of the MPI Standard. The only new function in MPI-1.2 is one for identifying to which version of the MPI Standard the implementation conforms. There are small differences between MPI-1 and MPI-1.1. There are very few differences between MPI-1.1 and MPI-1.2, but large differences between MPI-1.2 and MPI-2.

Version 1.1: June, 1995. Beginning in March, 1995, the Message-Passing Interface Forum reconvened to correct errors and make clarifications in the MPI document of May 5, 1994, referred to below as Version 1.0. These discussions resulted in Version 1.1, which is this document. The changes from Version 1.0 are minor. A version of this document with all changes marked is available. This paragraph is an example of a change.

Version 1.0: May, 1994. The Message-Passing Interface Forum (MPIF), with participation from over 40 organizations, has been meeting since January 1993 to discuss and define a set of library interface standards for message passing. MPIF is not sanctioned or supported by any official standards organization.

The goal of the Message-Passing Interface, simply stated, is to develop a widely used standard for writing message-passing programs. As such the interface should establish a practical, portable, efficient, and flexible standard for message-passing.

This is the final report, Version 1.0, of the Message-Passing Interface Forum. This document contains all the technical features proposed for the interface. This copy of the draft was processed by L^AT_EX on May 5, 1994.

Please send comments on MPI to mpi-comments@mpi-forum.org. Your comment will be forwarded to MPI Forum committee members who will attempt to respond.

1
2
3
4
5
6
7
8
9
10
11
12
13
14
15
16
17
18
19
20
21
22
23
24
25
26
27
28
29
30
31
32
33
34
35
36
37
38
39
40
41
42
43
44
45
46
47
48

Contents

Acknowledgments	xvii
1 Introduction to MPI	1
1.1 Overview and Goals	1
1.2 Background of MPI-1.0	2
1.3 Background of MPI-1.1, MPI-1.2, and MPI-2.0	3
1.4 Background of MPI-1.3 and MPI-2.1	3
1.5 Who Should Use This Standard?	4
1.6 What Platforms Are Targets For Implementation?	4
1.7 What Is Included In The Standard?	5
1.8 What Is Not Included In The Standard?	5
1.9 Organization of this Document	6
2 MPI Terms and Conventions	9
2.1 Document Notation	9
2.2 Naming Conventions	9
2.3 Procedure Specification	10
2.4 Semantic Terms	11
2.5 Data Types	12
2.5.1 Opaque Objects	12
2.5.2 Array Arguments	14
2.5.3 State	14
2.5.4 Named Constants	14
2.5.5 Choice	15
2.5.6 Addresses	15
2.5.7 File Offsets	15
2.6 Language Binding	15
2.6.1 Deprecated Names and Functions	16
2.6.2 Fortran Binding Issues	16
2.6.3 C Binding Issues	18
2.6.4 C++ Binding Issues	18
2.6.5 Functions and Macros	21
2.7 Processes	22
2.8 Error Handling	22
2.9 Implementation Issues	23
2.9.1 Independence of Basic Runtime Routines	23
2.9.2 Interaction with Signals	24

2.10	Examples	24
3	Point-to-Point Communication	25
3.1	Introduction	25
3.2	Blocking Send and Receive Operations	26
3.2.1	Blocking Send	26
3.2.2	Message Data	27
3.2.3	Message Envelope	28
3.2.4	Blocking Receive	29
3.2.5	Return Status	31
3.2.6	Passing <code>MPI_STATUS_IGNORE</code> for Status	33
3.3	Data Type Matching and Data Conversion	34
3.3.1	Type Matching Rules	34
	Type <code>MPI_CHARACTER</code>	36
3.3.2	Data Conversion	36
3.4	Communication Modes	38
3.5	Semantics of Point-to-Point Communication	41
3.6	Buffer Allocation and Usage	45
3.6.1	Model Implementation of Buffered Mode	47
3.7	Nonblocking Communication	47
3.7.1	Communication Request Objects	49
3.7.2	Communication Initiation	49
3.7.3	Communication Completion	52
3.7.4	Semantics of Nonblocking Communications	56
3.7.5	Multiple Completions	57
3.7.6	Non-destructive Test of <code>status</code>	63
3.8	Probe and Cancel	64
3.9	Persistent Communication Requests	68
3.10	Send-Receive	73
3.11	Null Processes	75
4	Datatypes	77
4.1	Derived Datatypes	77
4.1.1	Type Constructors with Explicit Addresses	79
4.1.2	Datatype Constructors	79
4.1.3	Subarray Datatype Constructor	87
4.1.4	Distributed Array Datatype Constructor	89
4.1.5	Address and Size Functions	94
4.1.6	Lower-Bound and Upper-Bound Markers	96
4.1.7	Extent and Bounds of Datatypes	97
4.1.8	True Extent of Datatypes	98
4.1.9	Commit and Free	99
4.1.10	Duplicating a Datatype	100
4.1.11	Use of General Datatypes in Communication	101
4.1.12	Correct Use of Addresses	103
4.1.13	Decoding a Datatype	104
4.1.14	Examples	111
4.2	Pack and Unpack	120

4.3	Canonical MPI_PACK and MPI_UNPACK	127
5	Collective Communication	129
5.1	Introduction and Overview	129
5.2	Communicator Argument	132
5.2.1	Specifics for Intracommunicator Collective Operations	132
5.2.2	Applying Collective Operations to Intercommunicators	133
5.2.3	Specifics for Intercommunicator Collective Operations	134
5.3	Barrier Synchronization	135
5.4	Broadcast	136
5.4.1	Example using MPI_BCAST	136
5.5	Gather	137
5.5.1	Examples using MPI_GATHER, MPI_GATHERV	140
5.6	Scatter	147
5.6.1	Examples using MPI_SCATTER, MPI_SCATTERV	149
5.7	Gather-to-all	152
5.7.1	Examples using MPI_ALLGATHER, MPI_ALLGATHERV	154
5.8	All-to-All Scatter/Gather	155
5.9	Global Reduction Operations	159
5.9.1	Reduce	160
5.9.2	Predefined Reduction Operations	161
5.9.3	Signed Characters and Reductions	163
5.9.4	MINLOC and MAXLOC	164
5.9.5	User-Defined Reduction Operations	168
	Example of User-defined Reduce	170
5.9.6	All-Reduce	171
5.10	Reduce-Scatter	173
5.11	Scan	174
5.11.1	Inclusive Scan	174
5.11.2	Exclusive Scan	175
5.11.3	Example using MPI_SCAN	176
5.12	Correctness	177
6	Groups, Contexts, Communicators, and Caching	181
6.1	Introduction	181
6.1.1	Features Needed to Support Libraries	181
6.1.2	MPI's Support for Libraries	182
6.2	Basic Concepts	184
6.2.1	Groups	184
6.2.2	Contexts	184
6.2.3	Intra-Communicators	185
6.2.4	Predefined Intra-Communicators	185
6.3	Group Management	186
6.3.1	Group Accessors	186
6.3.2	Group Constructors	187
6.3.3	Group Destructors	192
6.4	Communicator Management	193
6.4.1	Communicator Accessors	193

6.4.2	Communicator Constructors	194
6.4.3	Communicator Destructors	201
6.5	Motivating Examples	202
6.5.1	Current Practice #1	202
6.5.2	Current Practice #2	203
6.5.3	(Approximate) Current Practice #3	203
6.5.4	Example #4	204
6.5.5	Library Example #1	205
6.5.6	Library Example #2	207
6.6	Inter-Communication	209
6.6.1	Inter-communicator Accessors	210
6.6.2	Inter-communicator Operations	212
6.6.3	Inter-Communication Examples	214
	Example 1: Three-Group “Pipeline”	214
	Example 2: Three-Group “Ring”	216
	Example 3: Building Name Service for Intercommunication	217
6.7	Caching	221
6.7.1	Functionality	222
6.7.2	Communicators	223
6.7.3	Windows	227
6.7.4	Datatypes	230
6.7.5	Error Class for Invalid Keyval	233
6.7.6	Attributes Example	233
6.8	Naming Objects	235
6.9	Formalizing the Loosely Synchronous Model	239
6.9.1	Basic Statements	239
6.9.2	Models of Execution	239
	Static communicator allocation	239
	Dynamic communicator allocation	240
	The General case	240
7	Process Topologies	241
7.1	Introduction	241
7.2	Virtual Topologies	242
7.3	Embedding in MPI	242
7.4	Overview of the Functions	243
7.5	Topology Constructors	244
7.5.1	Cartesian Constructor	244
7.5.2	Cartesian Convenience Function: <code>MPI_DIMS_CREATE</code>	244
7.5.3	General (Graph) Constructor	246
7.5.4	Topology Inquiry Functions	248
7.5.5	Cartesian Shift Coordinates	252
7.5.6	Partitioning of Cartesian structures	254
7.5.7	Low-Level Topology Functions	254
7.6	An Application Example	256

8 MPI Environmental Management	259
8.1 Implementation Information	259
8.1.1 Version Inquiries	259
8.1.2 Environmental Inquiries	260
Tag Values	260
Host Rank	260
IO Rank	261
Clock Synchronization	261
8.2 Memory Allocation	262
8.3 Error Handling	264
8.3.1 Error Handlers for Communicators	265
8.3.2 Error Handlers for Windows	267
8.3.3 Error Handlers for Files	269
8.3.4 Freeing Errorhandlers and Retrieving Error Strings	270
8.4 Error Codes and Classes	271
8.5 Error Classes, Error Codes, and Error Handlers	273
8.6 Timers and Synchronization	277
8.7 Startup	278
8.7.1 Allowing User Functions at Process Termination	283
8.7.2 Determining Whether MPI Has Finished	284
8.8 Portable MPI Process Startup	284
9 The Info Object	287
10 Process Creation and Management	293
10.1 Introduction	293
10.2 The Dynamic Process Model	294
10.2.1 Starting Processes	294
10.2.2 The Runtime Environment	294
10.3 Process Manager Interface	296
10.3.1 Processes in MPI	296
10.3.2 Starting Processes and Establishing Communication	296
10.3.3 Starting Multiple Executables and Establishing Communication	301
10.3.4 Reserved Keys	303
10.3.5 Spawn Example	304
Manager-worker Example, Using MPI_COMM_SPAWN.	304
10.4 Establishing Communication	306
10.4.1 Names, Addresses, Ports, and All That	306
10.4.2 Server Routines	308
10.4.3 Client Routines	309
10.4.4 Name Publishing	311
10.4.5 Reserved Key Values	313
10.4.6 Client/Server Examples	313
Simplest Example — Completely Portable.	313
Ocean/Atmosphere - Relies on Name Publishing	314
Simple Client-Server Example.	314
10.5 Other Functionality	316
10.5.1 Universe Size	316

1	MPI_WIN_CREATE_KEYVAL, 222, 228,
2	233, 486, 563
3	MPI_WIN_DELETE_ATTR, 222, 230, 233
4	MPI_WIN_DUP_FN, 228, 228
5	MPI_WIN_F2C, 480
6	MPI_WIN_FENCE, 324, 334, 338, 338,
7	344, 349–352
8	MPI_WIN_FREE, 229, 319, 323, 324
9	MPI_WIN_FREE_KEYVAL, 222, 229, 233
10	MPI_WIN_GET_ATTR, 222, 230, 233, 324,
11	488
12	MPI_WIN_GET_ERRHANDLER, 265, 268,
13	564
14	MPI_WIN_GET_GROUP, 324, 325
15	MPI_WIN_GET_NAME, 238
16	MPI_WIN_KEYVAL_CREATE, 501
17	MPI_WIN_LOCK, 262, 323, 334, 342, 343,
18	344, 350
19	MPI_WIN_NULL_COPY_FN, 228, 228
20	MPI_WIN_NULL_DELETE_FN, 228
21	MPI_WIN_POST, 324, 334, 339, 340, 340,
22	341–345, 352
23	MPI_WIN_POST, MPI_WIN_FENCE, 350
24	MPI_WIN_SET_ATTR, 222, 229, 233
25	MPI_WIN_SET_ERRHANDLER, 265, 268
26	MPI_WIN_SET_NAME, 238
27	MPI_WIN_START, 334, 339, 339, 340, 342,
28	344, 345, 348
29	MPI_WIN_TEST, 341, 341
30	MPI_WIN_UNLOCK, 262, 334, 343, 344,
31	349, 350, 352
32	MPI_WIN_WAIT, 324, 334, 340, 340, 341–
33	343, 350, 352
34	MPI_WTICK, 21, 278, 278
35	MPI_WTIME, 21, 261, 277, 277, 278
36	mpixec, 279, 283, 285, 285, 369
37	mpirun, 284, 285
38	
39	PMPI_, 435
40	PMPI_WTICK, 21
41	PMPI_WTIME, 21
42	
43	
44	
45	
46	
47	
48	

MPI_TEST_CANCELLED, 52–54 , 68 , 68 , 359 , 365 , 390	MPI_TYPE_GET_ENVELOPE, 105 , 105 , 107 , 108 , 473	1	10.5.2 Singleton MPI_INIT	316
MPI_TESTSTALL, 57 , 60 , 60 , 359 , 360 , 363 , 366	MPI_TYPE_GET_EXTENT, 17 , 97 , 99 , 443 , 476 , 483 , 486	2	10.5.3 MPI_APPNUM	317
MPI_TESTANY, 52 , 57 , 58 , 58 , 62 , 359 , 360 , 363 , 366	MPI_TYPE_GET_NAME, 238	3	10.5.4 Releasing Connections	318
MPI_TESTSOME, 57 , 61 , 62 , 359 , 360 , 363 , 366	MPI_TYPE_GET_TRUE_EXTENT, 98	4	10.5.5 Another Way to Establish MPI Communication	319
MPI_TOPO_TEST, 243 , 248 , 248	MPI_TYPE_HINDEXED, 17 , 84 , 106 , 442 , 486	5	11 One-Sided Communications	321
MPI_TYPE_C2F, 480	MPI_TYPE_HVECTOR, 17 , 82 , 106 , 441 , 486	6	11.1 Introduction	321
MPI_TYPE_COMMIT, 99 , 99 , 480	MPI_TYPE_INDEXED, 12 , 82 , 83 , 83 , 84 , 85 , 106	7	11.2 Initialization	322
MPI_TYPE_CONTIGUOUS, 12 , 79 , 79 , 81 , 96 , 106 , 374 , 413	MPI_TYPE_KEYVAL_CREATE, 502	8	11.2.1 Window Creation	322
MPI_TYPE_CREATE_DARRAY, 12 , 32 , 90 , 90 , 106	MPI_TYPE_KEYVAL_CREATE, 502	9	11.2.2 Window Attributes	324
MPI_TYPE_CREATE_F90_COMPLEX, 12 , 106 , 108 , 415 , 469 , 472 , 473 , 474	MPI_TYPE_KEYVAL_CREATE, 502	10	11.3 Communication Calls	325
MPI_TYPE_CREATE_F90_INTEGER, 12 , 106 , 108 , 415 , 469 , 472 , 473 , 474	MPI_TYPE_KEYVAL_CREATE, 502	11	11.3.1 Put	326
MPI_TYPE_CREATE_F90_REAL, 12 , 106 , 108 , 415 , 469 , 471 , 472–474	MPI_TYPE_KEYVAL_CREATE, 502	12	11.3.2 Get	328
MPI_TYPE_CREATE_HINDEXED, 12 , 17 , 79 , 84 , 84 , 86 , 87 , 106 , 441	MPI_TYPE_KEYVAL_CREATE, 502	13	11.3.3 Examples	328
MPI_TYPE_CREATE_HVECTOR, 12 , 17 , 79 , 81 , 81 , 106 , 441	MPI_TYPE_KEYVAL_CREATE, 502	14	11.3.4 Accumulate Functions	331
MPI_TYPE_CREATE_INDEXED_BLOCK, 12 , 85 , 106	MPI_TYPE_KEYVAL_CREATE, 502	15	11.4 Synchronization Calls	333
MPI_TYPE_CREATE_KEYVAL, 222 , 230 , 233 , 486 , 563	MPI_TYPE_KEYVAL_CREATE, 502	16	11.4.1 Fence	338
MPI_TYPE_CREATE_RESIZED, 16 , 17 , 97 , 106 , 413	MPI_TYPE_KEYVAL_CREATE, 502	17	11.4.2 General Active Target Synchronization	339
MPI_TYPE_CREATE_STRUCT, 12 , 17 , 79 , 86 , 87 , 106 , 158 , 442	MPI_TYPE_KEYVAL_CREATE, 502	18	11.4.3 Lock	342
MPI_TYPE_CREATE_SUBARRAY, 12 , 14 , 87 , 89 , 91 , 106	MPI_TYPE_KEYVAL_CREATE, 502	19	11.4.4 Assertions	344
MPI_TYPE_DELETE_ATTR, 222 , 233 , 233	MPI_TYPE_KEYVAL_CREATE, 502	20	11.4.5 Miscellaneous Clarifications	346
MPI_TYPE_DUP, 12 , 100 , 100 , 106	MPI_TYPE_KEYVAL_CREATE, 502	21	11.5 Examples	346
MPI_TYPE_DUP_FN, 231 , 231	MPI_TYPE_KEYVAL_CREATE, 502	22	11.6 Error Handling	348
MPI_TYPE_EXTENT, 17 , 97 , 443 , 486	MPI_TYPE_KEYVAL_CREATE, 502	23	11.6.1 Error Handlers	348
MPI_TYPE_F2C, 480	MPI_TYPE_KEYVAL_CREATE, 502	24	11.6.2 Error Classes	349
MPI_TYPE_FREE, 100 , 108 , 231	MPI_TYPE_KEYVAL_CREATE, 502	25	11.7 Semantics and Correctness	349
MPI_TYPE_FREE_KEYVAL, 222 , 232 , 233	MPI_TYPE_KEYVAL_CREATE, 502	26	11.7.1 Atomicity	352
MPI_TYPE_GET_ATTR, 222 , 232 , 233	MPI_TYPE_KEYVAL_CREATE, 502	27	11.7.2 Progress	352
MPI_TYPE_GET_CONTENTS, 105 , 107 , 108 , 109	MPI_TYPE_KEYVAL_CREATE, 502	28	11.7.3 Registers and Compiler Optimizations	354
	MPI_TYPE_KEYVAL_CREATE, 502	29	12 External Interfaces	357
	MPI_TYPE_KEYVAL_CREATE, 502	30	12.1 Introduction	357
	MPI_TYPE_KEYVAL_CREATE, 502	31	12.2 Generalized Requests	357
	MPI_TYPE_KEYVAL_CREATE, 502	32	12.2.1 Examples	361
	MPI_TYPE_KEYVAL_CREATE, 502	33	12.3 Associating Information with Status	363
	MPI_TYPE_KEYVAL_CREATE, 502	34	12.4 MPI and Threads	365
	MPI_TYPE_KEYVAL_CREATE, 502	35	12.4.1 General	365
	MPI_TYPE_KEYVAL_CREATE, 502	36	12.4.2 Clarifications	366
	MPI_TYPE_KEYVAL_CREATE, 502	37	12.4.3 Initialization	368
	MPI_TYPE_KEYVAL_CREATE, 502	38	13 I/O	373
	MPI_TYPE_KEYVAL_CREATE, 502	39	13.1 Introduction	373
	MPI_TYPE_KEYVAL_CREATE, 502	40	13.1.1 Definitions	373
	MPI_TYPE_KEYVAL_CREATE, 502	41	13.2 File Manipulation	375
	MPI_TYPE_KEYVAL_CREATE, 502	42	13.2.1 Opening a File	375
	MPI_TYPE_KEYVAL_CREATE, 502	43	13.2.2 Closing a File	377
	MPI_TYPE_KEYVAL_CREATE, 502	44	13.2.3 Deleting a File	378
	MPI_TYPE_KEYVAL_CREATE, 502	45	13.2.4 Resizing a File	379
	MPI_TYPE_KEYVAL_CREATE, 502	46		
	MPI_TYPE_KEYVAL_CREATE, 502	47		
	MPI_TYPE_KEYVAL_CREATE, 502	48		

13.2.5	Preallocating Space for a File	379
13.2.6	Querying the Size of a File	380
13.2.7	Querying File Parameters	380
13.2.8	File Info	382
	Reserved File Hints	383
13.3	File Views	385
13.4	Data Access	387
13.4.1	Data Access Routines	387
	Positioning	388
	Synchronism	389
	Coordination	389
	Data Access Conventions	389
13.4.2	Data Access with Explicit Offsets	390
13.4.3	Data Access with Individual File Pointers	394
13.4.4	Data Access with Shared File Pointers	399
	Noncollective Operations	400
	Collective Operations	402
	Seek	403
13.4.5	Split Collective Data Access Routines	404
13.5	File Interoperability	410
13.5.1	Datatypes for File Interoperability	412
13.5.2	External Data Representation: “external32”	414
13.5.3	User-Defined Data Representations	415
	Extent Callback	417
	Datarep Conversion Functions	417
13.5.4	Matching Data Representations	419
13.6	Consistency and Semantics	420
13.6.1	File Consistency	420
13.6.2	Random Access vs. Sequential Files	423
13.6.3	Progress	423
13.6.4	Collective File Operations	423
13.6.5	Type Matching	424
13.6.6	Miscellaneous Clarifications	424
13.6.7	MPI_Offset Type	424
13.6.8	Logical vs. Physical File Layout	424
13.6.9	File Size	425
13.6.10	Examples	425
	Asynchronous I/O	428
13.7	I/O Error Handling	429
13.8	I/O Error Classes	430
13.9	Examples	430
13.9.1	Double Buffering with Split Collective I/O	430
13.9.2	Subarray Filetype Constructor	433

1	MPI_INFO_C2F, 480	MPI_PACK_SIZE, 47 , 123 , 124
2	MPI_INFO_CREATE, 288 , 288	MPI_PCONTROL, 435–437 , 437
3	MPI_INFO_DELETE, 272 , 288 , 289 , 290	MPI_PROBE, 30 , 32 , 33 , 64 , 65 , 65 , 66 , 67 , 367
4	MPI_INFO_DUP, 290 , 291	MPI_PUBLISH_NAME, 307 , 311 , 311 , 312 , 313
5	MPI_INFO_F2C, 480	MPI_PUT, 321 , 325 , 326 , 326 , 328 , 332 , 333 , 340 , 344 , 346 , 365
6	MPI_INFO_FREE, 291 , 383	MPI_QUERY_THREAD, 370 , 371
7	MPI_INFO_GET, 287 , 289 , 565	MPI_RECV, 26 , 29 , 31–33 , 65 , 67 , 78 , 101 , 102 , 122 , 131 , 138 , 365 , 426 , 451 , 466–468
8	MPI_INFO_GET_NKEYS, 287 , 290 , 290 , 565	MPI_RECV_INIT, 71 , 71
9	MPI_INFO_GET_NTHKEY, 287 , 290 , 565	MPI_REDUCE, 129 , 133 , 134 , 160 , 160 , 161 , 168–170 , 172–175 , 332
10	MPI_INFO_GET_VALUELEN, 287 , 289 , 565	MPI_REDUCE_SCATTER, 129 , 133 , 134 , 161 , 168 , 173 , 173
11	MPI_INFO_SET, 288 , 288 , 289 , 290	MPI_REGISTER_DATAREP, 273 , 415 , 417– 419 , 431 , 503
12	MPI_INIT, 14 , 23 , 185 , 217 , 260 , 278 , 278 , 279 , 281 , 282 , 284 , 297–300 , 316 , 317 , 368–370 , 437 , 479 , 483	MPI_REQUEST, 129 , 133 , 134 , 160 , 160 , 161 , 168–170 , 172–175 , 332
13	MPI_INIT_THREAD, 185 , 368 , 369–371 , 479	MPI_REQUEST_F2C, 480
14	MPI_INITIALIZED, 279 , 281 , 282 , 282 , 284 , 370 , 479	MPI_REQUEST_FREE, 21 , 54 , 55 , 67 , 72 , 280 , 359–361
15	MPI_INTERCOMM_CREATE, 195 , 212 , 213 , 214	MPI_REQUEST_GET_STATUS, 33 , 64 , 359
16	MPI_INTERCOMM_MERGE, 209 , 212 , 213 , 214	MPI_RSEND, 40
17	MPI_IPROBE, 32 , 64 , 64 , 65 , 66 , 367	MPI_RSEND_INIT, 70
18	MPI_Irecv, 51 , 464 , 466 , 467	MPI_SCAN, 129 , 133 , 161 , 168 , 174 , 174 , 175 , 176
19	MPI_IRSEND, 51	MPI_SCATTER, 129 , 133 , 147 , 147 , 149
20	MPI_IS_THREAD_MAIN, 368 , 370	MPI_SCATTERV, 129 , 133 , 148 , 149 , 150 , 174
21	MPI_ISEND, 11 , 49 , 72 , 280 , 464	MPI_SEND, 25 , 26 , 27 , 33 , 35 , 78 , 101 , 121 , 256 , 376 , 426 , 451 , 463 , 466
22	MPI_ISSEND, 50	MPI_SEND_INIT, 69 , 72
23	MPI_KEYVAL_CREATE, 17 , 223 , 225 , 444 , 445 , 504	MPI_SENDRECV, 73 , 252
24	MPI_KEYVAL_FREE, 17 , 225 , 233 , 445	MPI_SENDRECV_REPLACE, 74
25	MPI_LB, 17	MPI_SIZEOF, 469 , 475 , 476
26	MPI_LOOKUP_NAME, 272 , 307 , 311 , 312 , 313	MPI_SSEND, 40
27	MPI_NULL_COPY_FN, 17 , 224 , 444	MPI_SSEND_INIT, 70
28	MPI_NULL_DELETE_FN, 17 , 225 , 445	MPI_START, 71 , 71 , 72
29	MPI_OP_C2F, 480	MPI_STARTALL, 72 , 72
30	MPI_OP_CREATE, 168 , 168 , 170 , 501	MPI_STATUS_C2F, 483
31	MPI_OP_F2C, 480	MPI_STATUS_F2C, 482
32	MPI_OP_FREE, 170	MPI_STATUS_SET_CANCELLED, 364
33	MPI_OPEN_PORT, 307 , 308 , 308 , 309– 311 , 313	MPI_STATUS_SET_ELEMENTS, 364 , 364
34	MPI_PACK, 47 , 121 , 124 , 127 , 414 , 418	MPI_TEST, 11 , 33 , 52 , 53 , 54 , 55 , 57 , 58 , 67 , 72 , 280 , 360 , 361 , 389 , 390
35	MPI_PACK_EXTERNAL, 7 , 127 , 127 , 474 , 562	
36	MPI_PACK_EXTERNAL_SIZE, 128	

MPI_FILE_READ_AT_ALL_BEGIN, 388 , 406	MPI_FINALIZE, 14 , 23 , 260 , 279 , 279 , 280–284 , 318 , 319 , 366 , 375 , 479 , 483 , 564	1
MPI_FILE_READ_AT_ALL_END, 388 , 406		2
MPI_FILE_READ_ORDERED, 388 , 402 , 403	MPI_FINALIZED, 20 , 279 , 281 , 283 , 284 , 284 , 479	3
MPI_FILE_READ_ORDERED_BEGIN, 388 , 409	MPI_FREE_MEM, 263 , 263 , 272	4
MPI_FILE_READ_ORDERED_END, 388 , 409	MPI_GATHER, 129 , 132 , 133 , 137 , 139 , 140 , 147 , 148 , 152 , 153	5
MPI_FILE_READ_SHARED, 388 , 400 , 400 , 401 , 403	MPI_GATHERV, 129 , 133 , 139 , 139 , 140 , 141 , 149 , 154	6
MPI_FILE_SEEK, 398 , 398 , 399	MPI_GET, 321 , 325 , 326 , 328 , 333 , 565	7
MPI_FILE_SEEK_SHARED, 403 , 403 , 404 , 423	MPI_GET_ADDRESS, 17 , 79 , 94 , 94 , 95 , 104 , 443 , 465–467 , 484 , 485	8
MPI_FILE_SET_ATOMICITY, 377 , 421 , 421 , 422	MPI_GET_COUNT, 32 , 32 , 33 , 52 , 102 , 103 , 364 , 390 , 562	9
MPI_FILE_SET_ERRHANDLER, 265 , 269 , 430	MPI_GET_ELEMENTS, 52 , 102 , 102 , 103 , 364 , 365 , 390	10
MPI_FILE_SET_INFO, 382 , 382 , 383 , 384 , 565	MPI_GET_PROCESSOR_NAME, 261 , 262 , 564	11
MPI_FILE_SET_SIZE, 379 , 379 , 380 , 421 , 423 , 425	MPI_GET_VERSION, 259 , 260 , 279 , 281	12
MPI_FILE_SET_VIEW, 89 , 273 , 376 , 382– 385 , 385 , 386 , 387 , 399 , 404 , 411 , 417 , 424 , 431 , 565	MPI_GRAPH_CREATE, 243 , 246 , 246 , 248 , 249 , 256 , 563	13
MPI_FILE_SYNC, 378 , 388 , 420–422 , 422 , 423 , 427	MPI_GRAPH_GET, 243 , 248 , 249	14
MPI_FILE_WRITE, 388 , 396 , 396 , 398 , 424	MPI_GRAPH_MAP, 243 , 256 , 256	15
MPI_FILE_WRITE_ALL, 388 , 396 , 396	MPI_GRAPH_NEIGHBORS, 243 , 251 , 251	16
MPI_FILE_WRITE_ALL_BEGIN, 388 , 408	MPI_GRAPH_NEIGHBORS_COUNT, 243 , 251 , 251	17
MPI_FILE_WRITE_ALL_END, 388 , 408	MPI_GRAPHDIMS_GET, 243 , 248 , 248	18
MPI_FILE_WRITE_AT, 388 , 392 , 392 , 393 , 394	MPI_GREQUEST_COMPLETE, 358–361 , 361	19
MPI_FILE_WRITE_AT_ALL, 388 , 392 , 393	MPI_GREQUEST_START, 358 , 358 , 502	20
MPI_FILE_WRITE_AT_ALL_BEGIN, 388 , 407	MPI_GROUP_C2F, 480	21
MPI_FILE_WRITE_AT_ALL_END, 388 , 407	MPI_GROUP_COMPARE, 187 , 190	22
MPI_FILE_WRITE_ORDERED, 388 , 402 , 403 , 403	MPI_GROUP_DIFFERENCE, 189	23
MPI_FILE_WRITE_ORDERED_BEGIN, 388 , 410	MPI_GROUP_EXCL, 190 , 190 , 192	24
MPI_FILE_WRITE_ORDERED_END, 388 , 410	MPI_GROUP_F2C, 480	25
MPI_FILE_WRITE_SHARED, 388 , 400 , 401–403	MPI_GROUP_FREE, 192 , 192 , 193 , 194 , 265 , 564	26
	MPI_GROUP_INCL, 190 , 190 , 191	27
	MPI_GROUP_INTERSECTION, 189	28
	MPI_GROUP_RANGE_EXCL, 191 , 192	29
	MPI_GROUP_RANGE_INCL, 191 , 191	30
	MPI_GROUP_RANK, 186 , 194	31
	MPI_GROUP_SIZE, 186 , 193	32
	MPI_GROUP_TRANSLATE_RANKS, 187 , 187 , 563	33
	MPI_GROUP_UNION, 188	34
	MPI_IBSEND, 50 , 53 , 72	35
		36
		37
		38
		39
		40
		41
		42
		43
		44
		45
		46
		47
		48

14 Profiling Interface	435
14.1 Requirements	435
14.2 Discussion	435
14.3 Logic of the Design	436
14.3.1 Miscellaneous Control of Profiling	436
14.4 Examples	437
14.4.1 Profiler Implementation	437
14.4.2 MPI Library Implementation	438
Systems with Weak Symbols	438
Systems Without Weak Symbols	438
14.4.3 Complications	439
Multiple Counting	439
Linker Oddities	439
14.5 Multiple Levels of Interception	440
15 Deprecated Functions	441
15.1 Deprecated since MPI-2.0	441
16 Language Bindings	449
16.1 C++	449
16.1.1 Overview	449
16.1.2 Design	449
16.1.3 C++ Classes for MPI	450
16.1.4 Class Member Functions for MPI	450
16.1.5 Semantics	451
16.1.6 C++ Datatypes	453
16.1.7 Communicators	455
16.1.8 Exceptions	457
16.1.9 Mixed-Language Operability	458
16.1.10 Profiling	458
16.2 Fortran Support	461
16.2.1 Overview	461
16.2.2 Problems With Fortran Bindings for MPI	462
Problems Due to Strong Typing	463
Problems Due to Data Copying and Sequence Association	463
Special Constants	465
Fortran 90 Derived Types	465
A Problem with Register Optimization	466
16.2.3 Basic Fortran Support	468
16.2.4 Extended Fortran Support	469
The mpi Module	469
No Type Mismatch Problems for Subroutines with Choice Arguments	470
16.2.5 Additional Support for Fortran Numeric Intrinsic Types	470
Parameterized Datatypes with Specified Precision and Exponent Range	471
Support for Size-specific MPI Datatypes	474
Communication With Size-specific Types	476
16.3 Language Interoperability	478
16.3.1 Introduction	478

16.3.2 Assumptions	478	1 MPI_COMM_GET_ATTR, 17 , 222 , 226 ,	MPI_FILE_CALL_ERRHANDLER, 276 ,
16.3.3 Initialization	479	2 226 , 233 , 445 , 488	277
16.3.4 Transfer of Handles	479	3 MPI_COMM_GET_ERRHANDLER, 17 ,	MPI_FILE_CLOSE, 319 , 375 , 377 , 378
16.3.5 Status	482	4 265 , 267 , 447 , 564	MPI_FILE_CREATE_ERRHANDLER, 265 ,
16.3.6 MPI Opaque Objects	483	5 MPI_COMM_GET_NAME, 236 , 236 , 237 ,	269 , 269 , 502
Datatypes	483	6 563	MPI_FILE_DELETE, 377 , 378 , 378 , 382 ,
Callback Functions	485	7 MPI_COMM_GET_PARENT, 237 , 297 ,	384 , 430
Error Handlers	485	8 300 , 300 , 301	MPI_FILE_F2C, 480
Reduce Operations	485	9 MPI_COMM_GROUP, 14 , 186 , 188 , 188 ,	MPI_FILE_GET_AMODE, 381 , 381
Addresses	485	10 192 – 194 , 211 , 265 , 564	MPI_FILE_GET_ATOMICITY, 422 , 422
16.3.7 Attributes	486	11 MPI_COMM_JOIN, 319 , 319 , 320	MPI_FILE_GET_BYTE_OFFSET, 394 , 399 ,
16.3.8 Extra State	488	12 MPI_COMM_KEYVAL_CREATE, 501	399 , 404
16.3.9 Constants	488	13 MPI_COMM_NULL_COPY_FN, 17 , 224 ,	MPI_FILE_GET_ERRHANDLER, 265 , 270 ,
16.3.10 Interlanguage Communication	489	14 224	430 , 564
A Language Bindings Summary	491	15 MPI_COMM_NULL_DELETE_FN, 17 , 225 ,	MPI_FILE_GET_FILE_EXTENT, 413
A.1 Defined Values and Handles	491	16 225	MPI_FILE_GET_GROUP, 380 , 381
A.1.1 Defined Constants	491	17 MPI_COMM_RANK, 193 , 193 , 211	MPI_FILE_GET_INFO, 383 , 383 , 384 , 565
A.1.2 Types	499	18 MPI_COMM_REMOTE_GROUP, 211	MPI_FILE_GET_POSITION, 398 , 399
A.1.3 Prototype definitions	500	19 MPI_COMM_REMOTE_SIZE, 211 , 212	MPI_FILE_GET_POSITION_SHARED, 403 ,
A.1.4 Deprecated prototype definitions	504	20 MPI_COMM_SET_ATTR, 17 , 222 , 225 ,	404 , 404 , 423
A.1.5 Info Keys	504	21 226 , 233 , 445	MPI_FILE_GET_SIZE, 380 , 380 , 425
A.1.6 Info Values	505	22 MPI_COMM_SET_ERRHANDLER, 17 , 265 ,	MPI_FILE_GET_TYPE_EXTENT, 412 ,
A.2 C Bindings	506	23 267 , 447	413 , 419
A.2.1 Point-to-Point Communication C Bindings	506	24 MPI_COMM_SET_NAME, 235 , 235 , 236	MPI_FILE_GET_VIEW, 387 , 387
A.2.2 Datatypes C Bindings	507	25 MPI_COMM_SIZE, 21 , 193 , 193 , 194 , 211	MPI_FILE_IREAD, 388 , 397 , 397 , 404 ,
A.2.3 Collective Communication C Bindings	509	26 MPI_COMM_SPAWN, 285 , 294 – 296 , 296 ,	420
A.2.4 Groups, Contexts, Communicators, and Caching C Bindings	510	27 297 , 299 – 304 , 316 , 317	MPI_FILE_IREAD_AT, 388 , 393 , 393
A.2.5 Process Topologies C Bindings	513	28 MPI_COMM_SPAWN_MULTIPLE, 285 ,	MPI_FILE_IREAD_SHARED, 388 , 401 ,
A.2.6 MPI Environmenta Management C Bindings	513	29 294 , 295 , 300 , 301 , 302 , 303 , 317	401
A.2.7 The Info Object C Bindings	514	30 MPI_COMM_SPLIT, 196 , 198 , 199 , 200 ,	MPI_FILE_IWRITE, 388 , 398 , 398
A.2.8 Process Creation and Management C Bindings	515	31 240 , 243 , 244 , 246 , 254 – 256	MPI_FILE_IWRITE_AT, 388 , 393 , 394
A.2.9 One-Sided Communications C Bindings	515	32 MPI_COMM_TEST_INTER, 210 , 210	MPI_FILE_IWRITE_SHARED, 388 , 401 ,
A.2.10 External Interfaces C Bindings	516	33 MPI_DIMS_CREATE, 243 – 245 , 245	402
A.2.11 I/O C Bindings	516	34 MPI_DUP_FN, 17 , 224 , 444	MPI_FILE_OPEN, 273 , 367 , 375 , 375 , 377 ,
A.2.12 Language Bindings C Bindings	519	35 MPI_ERRHANDLER_C2F, 480	382 – 384 , 386 , 399 , 424 , 425 , 430 ,
A.2.13 Profiling Interface C Bindings	520	36 MPI_ERRHANDLER_CREATE, 17 , 266 ,	431
A.2.14 Deprecated C Bindings	520	37 446	MPI_FILE_PREALLOCATE, 379 , 379 , 380 ,
A.3 Fortran Bindings	521	38 MPI_ERRHANDLER_F2C, 480	421 , 425
A.3.1 Point-to-Point Communication Fortran Bindings	521	39 MPI_ERRHANDLER_FREE, 265 , 270 , 564	MPI_FILE_READ, 388 , 394 , 394 , 395 , 397 ,
A.3.2 Datatypes Fortran Bindings	523	40 MPI_ERRHANDLER_GET, 17 , 265 , 267 ,	424 , 425
A.3.3 Collective Communication Fortran Bindings	526	41 447 , 564	MPI_FILE_READ_ALL, 388 , 395 , 395 , 405
A.3.4 Groups, Contexts, Communicators, and Caching Fortran Bindings	527	42 MPI_ERRHANDLER_SET, 17 , 267 , 447	MPI_FILE_READ_ALL_BEGIN, 388 , 405 ,
A.3.5 Process Topologies Fortran Bindings	532	43 MPI_ERROR_CLASS, 271 , 271 , 273	406 , 407 , 420
A.3.6 MPI Environmenta Management Fortran Bindings	533	44 MPI_ERROR_STRING, 270 , 271 , 273 , 275	MPI_FILE_READ_ALL_END, 388 , 405 ,
A.3.7 The Info Object Fortran Bindings	534	45 MPI_EXSCAN, 129 , 133 , 161 , 168 , 175 ,	406 , 408 , 420
A.3.8 Process Creation and Management Fortran Bindings	535	46 175	MPI_FILE_READ_AT, 388 , 391 , 391 , 392 ,
A.3.9 One-Sided Communications Fortran Bindings	536	47 MPI_FILE_C2F, 480	393
		48	MPI_FILE_READ_AT_ALL, 388 , 391 , 392

MPI Function Index

The underlined page numbers refer to the function definitions.

MPI_ABORT, 169, 264, 279, <u>283</u> , 318, 479, 564	MPI_CART_MAP, 243, 255, <u>255</u>
MPI_ACCUMULATE, 321, 325, 326, <u>331</u> , 332, 333, 352, 565	MPI_CART_RANK, 243, 250, <u>250</u> , 564
MPI_ADD_ERROR_CLASS, 274, <u>274</u>	MPI_CART_SHIFT, 243, 252, 253, <u>253</u> , 564
MPI_ADD_ERROR_CODE, <u>275</u>	MPI_CART_SUB, 243, 254, <u>254</u> , 255, 564
MPI_ADD_ERROR_STRING, 275, <u>275</u>	MPI_CARTDIM_GET, 243, 249, <u>249</u> , 563
MPI_ADDRESS, 17, 94, <u>443</u> , 486	MPI_CLOSE_PORT, 308, <u>309</u> , 311
MPI_ALLGATHER, 129, 133, 152, <u>152</u> , 153–155	MPI_COMM_ACCEPT, 307–309, <u>309</u> , 310, 316, 318
MPI_ALLGATHERV, 129, 133, <u>153</u> , 154	MPI_COMM_C2F, <u>479</u>
MPI_ALLOC_MEM, 18, <u>262</u> , 263, 272, 323, 327, 343, 462	MPI_COMM_CALL_ERRHANDLER, <u>276</u> , 277
MPI_ALLREDUCE, 129, 132–134, 161, 168, 172, <u>172</u> , 562	MPI_COMM_CLONE, <u>457</u>
MPI_ALLTOALL, 129, 133, 134, 155, <u>155</u> , 157	MPI_COMM_COMPARE, <u>194</u> , 211
MPI_ALLTOALLV, 129, 132–134, <u>156</u> , 157	MPI_COMM_CONNECT, 272, 310, <u>310</u> , 317, 318
MPI_ALLTOALLW, 129, 133, 134, 158, <u>158</u> , 159	MPI_COMM_CREATE, 192, 196, <u>196</u> , 197, 199, 210, 243
MPI_ATTR_DELETE, 17, 227, 233, 445, <u>446</u>	MPI_COMM_CREATE_ERRHANDLER, 17, 265, <u>266</u> , 267, 446, 502
MPI_ATTR_GET, 17, 227, 233, 260, <u>446</u> , 486	MPI_COMM_CREATE_KEYVAL, 17, 222, <u>223</u> , 233, 444, 486, 563
MPI_ATTR_PUT, 17, 226, 233, <u>445</u> , 486	MPI_COMM_DELETE_ATTR, 17, 222, 225, 226, <u>227</u> , 233, 446
MPI_BARRIER, 129, 133, 135, <u>135</u> , 426	MPI_COMM_DISCONNECT, 233, 301, 318, 319, <u>319</u>
MPI_BCAST, 129, 133, 136, <u>136</u> , 451	MPI_COMM_DUP, 188, 192, 195, <u>195</u> , 197, 202, 212, 214, 222, 224, 227, 233, 240, 444
MPI_BSEND, <u>39</u> , 47, 262, 280	MPI_COMM_DUP_FN, 17, 224, <u>224</u>
MPI_BSEND_INIT, <u>69</u> , 72	MPI_COMM_F2C, <u>479</u>
MPI_BUFFER_ATTACH, 21, <u>45</u> , 53	MPI_COMM_FREE, 192, 196, <u>201</u> , 202, 212, 214, 225, 227, 233, 283, 301, 318, 319, 445, 453
MPI_BUFFER_DETACH, <u>45</u> , 280	MPI_COMM_FREE_KEYVAL, 17, 222, <u>225</u> , 233, 445
MPI_CANCEL, 42, 53, 64, 67, <u>67</u> , 68, 357, 360, 361	
MPI_CART_COORDS, 243, 251, <u>251</u> , 564	
MPI_CART_CREATE, 243, 244, <u>244</u> , 245, 246, 249, 254, 255, 563	
MPI_CART_GET, 243, 249, <u>250</u> , 563	

A.3.10 External Interfaces Fortran Bindings	537
A.3.11 I/O Fortran Bindings	538
A.3.12 Language Bindings Fortran Bindings	542
A.3.13 Profiling Interface Fortran Bindings	542
A.3.14 Deprecated Fortran Bindings	542
A.4 C++ Bindings	545
A.4.1 Point-to-Point Communication C++ Bindings	545
A.4.2 Datatypes C++ Bindings	547
A.4.3 Collective Communication C++ Bindings	549
A.4.4 Groups, Contexts, Communicators, and Caching C++ Bindings	550
A.4.5 Process Topologies C++ Bindings	552
A.4.6 MPI Environmenta Management C++ Bindings	553
A.4.7 The Info Object C++ Bindings	554
A.4.8 Process Creation and Management C++ Bindings	554
A.4.9 One-Sided Communications C++ Bindings	555
A.4.10 External Interfaces C++ Bindings	556
A.4.11 I/O C++ Bindings	556
A.4.12 Language Bindings C++ Bindings	560
A.4.13 Profiling Interface C++ Bindings	560
A.4.14 Deprecated C++ Bindings	560
A.4.15 C++ Bindings on all MPI Classes	560
A.4.16 Construction / Destruction	561
A.4.17 Copy / Assignment	561
A.4.18 Comparison	561
A.4.19 Inter-language Operability	561
B Change-Log	562
B.1 Changes from Version 2.0 to Version 2.1	562
Bibliography	567
Examples Index	571
MPI Constant and Predefined Handle Index	574
MPI Declarations Index	578
MPI Callback Function Prototype Index	580
MPI Function Index	581

List of Figures

5.1	Collective communications, an overview	130
5.2	Intercommunicator allgather	134
5.3	Intercommunicator reduce-scatter	135
5.4	Gather example	141
5.5	Gatherv example with strides	142
5.6	Gatherv example, 2-dimensional	142
5.7	Gatherv example, 2-dimensional, subarrays with different sizes	143
5.8	Gatherv example, 2-dimensional, subarrays with different sizes and strides	145
5.9	Scatter example	150
5.10	Scatterv example with strides	151
5.11	Scatterv example with different strides and counts	152
5.12	Race conditions with point-to-point and collective communications	179
6.1	Intercommunicator create using <code>MPI_COMM_CREATE</code>	197
6.2	Intercommunicator construction with <code>MPI_COMM_SPLIT</code>	200
6.3	Three-group pipeline	214
6.4	Three-group ring	215
7.1	Set-up of process structure for two-dimensional parallel Poisson solver	257
11.1	Active target communication	335
11.2	Active target communication, with weak synchronization	336
11.3	Passive target communication	337
11.4	Active target communication with several processes	341
11.5	Schematic description of window	350
11.6	Symmetric communication	353
11.7	Deadlock situation	353
11.8	No deadlock	354
13.1	Etypes and filetypes	374
13.2	Partitioning a file among parallel processes	374
13.3	Displacements	386
13.4	Example array file layout	433
13.5	Example local array filetype for process 1	433

MPI Callback Function Prototype Index

This index lists the C typedef names for callback routines, such as those used with attribute caching or user-defined reduction operations. C++ names for these typedefs and Fortran example prototypes are given near the text of the C name.

`MPI_Comm_copy_attr_function`, 17, 223
`MPI_Comm_delete_attr_function`, 17, 223
`MPI_Comm_errhandler_fn`, 17, 266
`MPI_Copy_function`, 17, 444
`MPI_Datarep_conversion_function`, 417
`MPI_Datarep_extent_function`, 417
`MPI_Delete_function`, 17, 445
`MPI_File_errhandler_fn`, 269
`MPI_Grequest_cancel_function`, 360
`MPI_Grequest_free_function`, 359
`MPI_Grequest_query_function`, 358
`MPI_Handler_function`, 17, 447
`MPI_Type_copy_attr_function`, 231
`MPI_Type_delete_attr_function`, 231
`MPI_User_function`, 168
`MPI_Win_copy_attr_function`, 228
`MPI_Win_delete_attr_function`, 228
`MPI_Win_errhandler_fn`, 268

MPI_Win, [228–230](#), [238](#), [268](#), [276](#), [322](#),
[323](#), [324](#), [326](#), [328](#), [331](#), [338–343](#),
[480](#)

1	1
2	2
3	3
4	4
5	5
6	6
7	7
8	8
9	9
10	10
11	11
12	12
13	13
14	14
15	15
16	16
17	17
18	18
19	19
20	20
21	21
22	22
23	23
24	24
25	25
26	26
27	27
28	28
29	29
30	30
31	31
32	32
33	33
34	34
35	35
36	36
37	37
38	38
39	39
40	40
41	41
42	42
43	43
44	44
45	45
46	46
47	47
48	48

List of Tables

2.1	Deprecated constructs	17
3.1	Predefined MPI datatypes corresponding to Fortran datatypes	27
3.2	Predefined MPI datatypes corresponding to C datatypes	28
4.1	combiner values returned from MPI_TYPE_GET_ENVELOPE	106
6.1	MPI_COMM_* Function Behavior (in Inter-Communication Mode)	211
8.1	Error classes (Part 1)	272
8.2	Error classes (Part 2)	273
11.1	Error classes in one-sided communication routines	349
13.1	Data access routines	388
13.2	“external32” sizes of predefined datatypes	416
13.3	I/O Error Classes	431
16.1	C++ names for the MPI C and C++ predefined datatypes	454
16.2	C++ names for the MPI Fortran predefined datatypes	454
16.3	C++ names for other MPI datatypes	455

Acknowledgments

This document represents the work of many people who have served on the MPI Forum. The meetings have been attended by dozens of people from many parts of the world. It is the hard and dedicated work of this group that has led to the MPI standard.

The technical development was carried out by subgroups, whose work was reviewed by the full committee. During the period of development of the Message-Passing Interface (MPI), many people helped with this effort.

Those who served as primary coordinators in MPI-1.0 and MPI-1.1 are:

- Jack Dongarra, David Walker, Conveners and Meeting Chairs
- Ewing Lusk, Bob Knighten, Minutes
- Marc Snir, William Gropp, Ewing Lusk, Point-to-Point Communications
- Al Geist, Marc Snir, Steve Otto, Collective Communications
- Steve Otto, Editor
- Rolf Hempel, Process Topologies
- Ewing Lusk, Language Binding
- William Gropp, Environmental Management
- James Cownie, Profiling
- Tony Skjellum, Lyndon Clarke, Marc Snir, Richard Littlefield, Mark Sears, Groups, Contexts, and Communicators
- Steven Huss-Lederman, Initial Implementation Subset

The following list includes some of the active participants in the MPI-1.0 and MPI-1.1 process not mentioned above.

Ed Anderson	Robert Babb	Joe Baron	Eric Barszcz
Scott Berryman	Rob Bjornson	Nathan Doss	Anne Elster
Jim Feeny	Vince Fernando	Sam Fineberg	Jon Flower
Daniel Frye	Ian Glendinning	Adam Greenberg	Robert Harrison
Leslie Hart	Tom Haupt	Don Heller	Tom Henderson
Alex Ho	C.T. Howard Ho	Gary Howell	John Kapenga
James Kohl	Susan Krauss	Bob Leary	Arthur Maccabe
Peter Madams	Alan Mainwaring	Oliver McBryan	Phil McKinley
Charles Mosher	Dan Nessett	Peter Pacheco	Howard Palmer
Paul Pierce	Sanjay Ranka	Peter Rigsbee	Arch Robison
Erich Schikuta	Ambuj Singh	Alan Sussman	Robert Tomlinson
Robert G. Voigt	Dennis Weeks	Stephen Wheat	Steve Zenith

MPI Declarations Index

This index refers to declarations needed in C/C++, such as address kind integers, handles, etc. The underlined page numbers is the “main” reference (sometimes there are more than one when key concepts are discussed in multiple areas).

MPI::Aint, [15](#), [15](#), [19](#), [79](#), [79](#), [81](#), [84](#), [86](#), [328](#), [331](#), [413](#), [417](#), [441–444](#), [485](#), [485](#), [486](#)

MPI::Cartcomm, [244](#), [450](#), [456](#)

MPI::Comm, [26](#), [188](#), [193–196](#), [198](#), [201](#), [210](#), [211](#), [213](#), [223](#), [226](#), [227](#), [450](#), [456](#), [456](#)

MPI::Datatype, [79](#), [450](#)

MPI::Errhandler, [266](#), [267–270](#), [446](#), [447](#), [450](#), [480](#)

MPI::Exception, [450](#), [457](#)

MPI::File, [269](#), [270](#), [276](#), [375](#), [377](#), [379–383](#), [385](#), [387](#), [391–404](#), [406–410](#), [413](#), [421](#), [422](#), [450](#), [480](#)

MPI::Graphcomm, [246](#), [450](#), [456](#)

MPI::Grequest, [358](#), [358](#), [450](#)

MPI::Group, [186](#), [186](#), [187–192](#), [196](#), [211](#), [324](#), [339](#), [340](#), [380](#), [450](#), [480](#)

MPI::Info, [262](#), [287](#), [287](#), [288–291](#), [296](#), [299](#), [301](#), [308–312](#), [375](#), [378](#), [382](#), [383](#), [385](#), [450](#), [480](#)

MPI::Intercomm, [450](#), [456](#)

MPI::Intracomm, [450](#), [456](#)

MPI::Offset, [15](#), [15](#), [19](#), [379](#), [380](#), [385](#), [387](#), [391–393](#), [398](#), [399](#), [403](#), [404](#), [406](#), [407](#), [417](#), [424](#), [424](#), [478](#)

MPI::Op, [160](#), [168](#), [170](#), [172–175](#), [331](#), [450](#), [480](#)

MPI::Prequest, [69](#), [450](#)

MPI::Request, [49–51](#), [53](#), [53](#), [54](#), [57–61](#), [64](#), [67](#), [69–72](#), [358](#), [361](#), [393](#), [397](#), [398](#), [401](#), [450](#), [480](#)

MPI::Status, [29](#), [32](#), [53](#), [57–61](#), [64](#), [65](#), [68](#), [73](#), [74](#), [102](#), [358](#), [364](#), [391](#), [392](#), [394–396](#), [400](#), [402](#), [403](#), [406–410](#), [482](#), [483](#)

MPI::Win, [228–230](#), [238](#), [268](#), [276](#), [322](#), [323](#), [324](#), [326](#), [328](#), [331](#), [338–343](#), [450](#), [480](#)

MPI_Aint, [15](#), [15](#), [18](#), [79](#), [79](#), [81](#), [84](#), [86](#), [94](#), [97](#), [98](#), [107](#), [127](#), [128](#), [322](#), [326](#), [328](#), [331](#), [413](#), [417](#), [441–444](#), [462](#), [485](#), [485](#), [486](#)

MPI_Comm, [26](#), [188](#), [193–196](#), [198](#), [201](#), [210](#), [211](#), [213](#), [223](#), [226](#), [227](#)

MPI_Datatype, [79](#), [466](#)

MPI_Errhandler, [266](#), [267–270](#), [446](#), [447](#), [480](#)

MPI_File, [269](#), [270](#), [276](#), [375](#), [377](#), [379–383](#), [385](#), [387](#), [391–404](#), [406–410](#), [413](#), [421](#), [422](#), [480](#)

MPI_Fint, [479](#)

MPI_Group, [186](#), [186](#), [187–192](#), [196](#), [211](#), [324](#), [339](#), [340](#), [380](#), [480](#)

MPI_Info, [262](#), [287](#), [287](#), [288–291](#), [296](#), [299](#), [301](#), [308–312](#), [375](#), [378](#), [382](#), [383](#), [385](#), [480](#), [565](#)

MPI_Offset, [15](#), [15](#), [18](#), [379](#), [380](#), [385](#), [387](#), [391–393](#), [398](#), [399](#), [403](#), [404](#), [406](#), [407](#), [417](#), [424](#), [424](#), [478](#)

MPI_Op, [160](#), [168](#), [170](#), [172–175](#), [331](#), [480](#)

MPI_Request, [49–51](#), [53](#), [53](#), [54](#), [57–61](#), [64](#), [67](#), [69–72](#), [358](#), [361](#), [393](#), [397](#), [398](#), [401](#), [480](#)

MPI_Status, [29](#), [32](#), [53](#), [57–61](#), [64](#), [65](#), [68](#), [73](#), [74](#), [102](#), [358](#), [364](#), [391](#), [392](#), [394–396](#), [400](#), [402](#), [403](#), [406–410](#), [482](#), [483](#)

MPI_MODE_WRONLY, 376, 377
 MPI_OFFSET_KIND, 18, 424
 MPI_OP_NULL, 170
 MPI_ORDER_C, 14, 88, 91, 92
 MPI_ORDER_FORTRAN, 14, 88, 91
 MPI_PACKED, 27, 28, 34, 121, 123, 127, 414, 453, 489
 MPI_PROC_NULL, 26, 75, 134, 136, 138, 140, 148, 149, 161, 187, 253, 260, 261, 326, 563, 565
 MPI_PROD, 161, 162
 MPI_REAL, 27, 34, 162, 414, 470, 471, 477
 MPI_REAL2, 27
 MPI_REAL4, 27, 470, 474
 MPI_REAL8, 27, 470
 MPI_REPLACE, 332, 565
 MPI_REQUEST_NULL, 52–55, 57–61, 360
 MPI_ROOT, 134
 MPI_SEEK_CUR, 398, 404
 MPI_SEEK_END, 398, 404
 MPI_SEEK_SET, 398, 399, 404
 MPI_SHORT, 28, 162
 MPI_SHORT_INT, 165
 MPI_SIGNED_CHAR, 28, 162, 163, 562
 MPI_SIMILAR, 187, 194, 211
 MPI_SOURCE, 31
 MPI_STATUS, 21, 33, 52
 MPI_STATUS_IGNORE, 10, 17, 33, 359, 390, 462, 465, 469, 482, 483, 489, 561
 MPI_STATUS_SIZE, 31
 MPI_STATUSES_IGNORE, 14, 33, 359, 360, 462, 465, 482, 483, 561
 MPI_SUBVERSION, 260
 MPI_SUCCESS, 16, 18, 59, 61, 224–229, 231, 271, 272, 276, 277, 300, 419, 444, 445
 MPI_SUM, 161, 162, 488
 MPI_TAG, 31
 MPI_TAG_UB, 28, 260, 486, 487
 MPI_THREAD_FUNNELED, 368, 369
 MPI_THREAD_MULTIPLE, 369, 371
 MPI_THREAD_SERIALIZED, 369
 MPI_THREAD_SINGLE, 368–370
 MPI_TYPECLASS_COMPLEX, 476
 MPI_TYPECLASS_INTEGER, 476
 MPI_TYPECLASS_REAL, 476

MPI_UB, 12, 16, 89, 93, 96–98, 413
 MPI_UNDEFINED, 32, 57, 58, 102, 187, 199, 248, 255, 256, 472, 562
 MPI_UNEQUAL, 187, 194, 211
 MPI_UNIVERSE_SIZE, 296, 316
 MPI_UNSIGNED, 28, 162
 MPI_UNSIGNED_CHAR, 28, 162, 163
 MPI_UNSIGNED_LONG, 28, 162
 MPI_UNSIGNED_LONG_LONG, 28, 162, 562
 MPI_UNSIGNED_SHORT, 28, 162
 MPI_VERSION, 260
 MPI_WCHAR, 28, 163, 238, 414, 562
 MPI_WIN_BASE, 324, 488
 MPI_WIN_DISP_UNIT, 324
 MPI_WIN_NULL, 324
 MPI_WIN_SIZE, 324
 MPI_WTIME_IS_GLOBAL, 260, 261, 278, 486

The University of Tennessee and Oak Ridge National Laboratory made the draft available by anonymous FTP mail servers and were instrumental in distributing the document.

The work on the MPI-1 standard was supported in part by ARPA and NSF under grant ASC-9310330, the National Science Foundation Science and Technology Center Cooperative Agreement No. CCR-8809615, and by the Commission of the European Community through Esprit project P6643 (PPPE).

MPI-1.2 and MPI-2.0:

Those who served as primary coordinators in MPI-1.2 and MPI-2.0 are:

- Ewing Lusk, Convener and Meeting Chair
- Steve Huss-Lederman, Editor
- Ewing Lusk, Miscellany
- Bill Saphir, Process Creation and Management
- Marc Snir, One-Sided Communications
- Bill Gropp and Anthony Skjellum, Extended Collective Operations
- Steve Huss-Lederman, External Interfaces
- Bill Nitzberg, I/O
- Andrew Lumsdaine, Bill Saphir, and Jeff Squyres, Language Bindings
- Anthony Skjellum and Arkady Kanevsky, Real-Time

The following list includes some of the active participants who attended MPI-2 Forum meetings and are not mentioned above.

Greg Astfalk	Robert Babb	Ed Benson	Rajesh Bordawekar
Pete Bradley	Peter Brennan	Ron Brightwell	Maciej Brodowicz
Eric Brunner	Greg Burns	Margaret Cahir	Pang Chen
Ying Chen	Albert Cheng	Yong Cho	Joel Clark
Lyndon Clarke	Laurie Costello	Dennis Cottel	Jim Cownie
Zhenqian Cui	Suresh Damodaran-Kamal		Raja Daoud
Judith Devaney	David DiNucci	Doug Doefler	Jack Dongarra
Terry Dontje	Nathan Doss	Anne Elster	Mark Fallon
Karl Feind	Sam Fineberg	Craig Fischberg	Stephen Fleischman
Ian Foster	Hubertus Franke	Richard Frost	Al Geist
Robert George	David Greenberg	John Hagedorn	Kei Harada
Leslie Hart	Shane Hebert	Rolf Hempel	Tom Henderson
Alex Ho	Hans-Christian Hoppe	Joefon Jann	Terry Jones
Karl Kesselman	Koichi Konishi	Susan Kraus	Steve Kubica
Steve Landherr	Mario Lauria	Mark Law	Juan Leon
Lloyd Lewins	Ziyang Lu	Bob Madahar	Peter Madams

John May	Oliver McBryan	Brian McCandless	Tyce McLarty	1
Thom McMahan	Harish Nag	Nick Nevin	Jarek Nieplocha	2
Ron Oldfield	Peter Ossadnik	Steve Otto	Peter Pacheco	3
Yoonho Park	Perry Partow	Pratap Pattnaik	Elsie Pierce	4
Paul Pierce	Heidi Poxon	Jean-Pierre Prost	Boris Protopopov	5
James Pruyve	Rolf Rabenseifner	Joe Rieken	Peter Rigsbee	6
Tom Robey	Anna Rounbehler	Nobutoshi Sagawa	Arindam Saha	7
Eric Salo	Darren Sanders	Eric Sharakan	Andrew Sherman	8
Fred Shirley	Lance Shuler	A. Gordon Smith	Ian Stockdale	9
David Taylor	Stephen Taylor	Greg Tensa	Rajeev Thakur	10
Marydell Tholburn	Dick Treumann	Simon Tsang	Manuel Ujaldon	11
David Walker	Jerrell Watts	Klaus Wolf	Parkson Wong	12
Dave Wright				13

The MPI Forum also acknowledges and appreciates the valuable input from people via e-mail and in person.

The following institutions supported the MPI-2 effort through time and travel support for the people listed above.

Argonne National Laboratory	14
Bolt, Beranek, and Newman	15
California Institute of Technology	16
Center for Computing Sciences	17
Convex Computer Corporation	18
Cray Research	19
Digital Equipment Corporation	20
Dolphin Interconnect Solutions, Inc.	21
Edinburgh Parallel Computing Centre	22
General Electric Company	23
German National Research Center for Information Technology	24
Hewlett-Packard	25
Hitachi	26
Hughes Aircraft Company	27
Intel Corporation	28
International Business Machines	29
Khoral Research	30
Lawrence Livermore National Laboratory	31
Los Alamos National Laboratory	32
MPI Software Technology, Inc.	33
Mississippi State University	34
NEC Corporation	35
National Aeronautics and Space Administration	36
National Energy Research Scientific Computing Center	37
National Institute of Standards and Technology	38
National Oceanic and Atmospheric Administration	39
Oak Ridge National Laboratory	40
Ohio State University	41
PALLAS GmbH	42

1	MPI_ERR_PORT, 272, 310	MPI_INTEGER1, 27
2	MPI_ERR_QUOTA, 273, 431	MPI_INTEGER2, 27, 414
3	MPI_ERR_RANK, 272	MPI_INTEGER4, 27
4	MPI_ERR_READ_ONLY, 273, 431	MPI_INTEGER8, 474
5	MPI_ERR_REQUEST, 272	MPI_INTEGER_KIND, 106, 486
6	MPI_ERR_RMA_CONFLICT, 272, 349	MPI_IO, 260, 261
7	MPI_ERR_RMA_SYNC, 272, 349	MPI_KEYVAL_INVALID, 225, 226
8	MPI_ERR_ROOT, 272	MPI_LAND, 161, 162
9	MPI_ERR_SERVICE, 272, 312	MPI_LASTUSEDPCODE, 274
10	MPI_ERR_SIZE, 272, 349	MPI_LB, 16, 89, 92, 96–98, 413
11	MPI_ERR_SPAWN, 272, 299, 300	MPI_LOCK_EXCLUSIVE, 342
12	MPI_ERR_TAG, 272	MPI_LOCK_SHARED, 342
13	MPI_ERR_TOPOLOGY, 272	MPI_LOGICAL, 27, 162
14	MPI_ERR_TRUNCATE, 272	MPI_LONG, 28, 162
15	MPI_ERR_TYPE, 272	MPI_LONG_DOUBLE, 28, 162
16	MPI_ERR_UNKNOWN, 271, 272	MPI_LONG_DOUBLE_INT, 165
17	MPI_ERR_UNSUPPORTED_DATAREP,	MPI_LONG_INT, 165
18	273, 431	MPI_LONG_LONG, 28, 162, 562
19	MPI_ERR_UNSUPPORTED_OPERATION,	MPI_LONG_LONG_INT, 28, 162, 562
20	273, 431	MPI_LOR, 162
21	MPI_ERR_WIN, 272, 349	MPI_LXOR, 162
22	MPI_ERRCODES_IGNORE, 17, 300, 462,	MPI_MAX, 160–162, 175
23	465	MPI_MAX_DATAREP_STRING, 387, 417
24	MPI_ERRHANDLER_NULL, 270	MPI_MAX_ERROR_STRING, 270, 275
25	MPI_ERROR, 31, 52	MPI_MAX_INFO_KEY, 272, 287, 289, 290
26	MPI_ERROR_STRING, 271	MPI_MAX_INFO_VAL, 272, 287
27	MPI_ERRORS_ARE_FATAL, 264, 265, 276,	MPI_MAX_OBJECT, 237, 563
28	349, 429	MPI_MAX_OBJECT_NAME, 236
29	MPI_ERRORS_RETURN, 264, 265, 277,	MPI_MAX_PORT_NAME, 308
30	430, 488	MPI_MAX_PROCESSOR_NAME, 262, 564
31	MPI_F_STATUS_IGNORE, 483	MPI_MAXLOC, 162, 164, 165, 167
32	MPI_F_STATUSES_IGNORE, 483	MPI_MIN, 161, 162
33	MPI_FILE, 474	MPI_MINLOC, 162, 164, 165, 167
34	MPI_FILE_NULL, 378, 430	MPI_MODE_APPEND, 376, 377
35	MPI_FLOAT, 28, 86, 160, 162, 413	MPI_MODE_CREATE, 376, 377, 384
36	MPI_FLOAT_INT, 12, 165	MPI_MODE_DELETE_ON_CLOSE, 376–
37	MPI_GRAPH, 248	378
38	MPI_GROUP_EMPTY, 184, 189, 190, 197	MPI_MODE_EXCL, 376, 377
39	MPI_GROUP_NULL, 184, 192	MPI_MODE_NOCHECK, 345, 346
40	MPI_HOST, 260	MPI_MODE_NOPRECEDE, 345
41	MPI_IDENT, 187, 194	MPI_MODE_NOPUT, 345
42	MPI_IN_PLACE, 132, 462, 465, 469	MPI_MODE_NOSTORE, 345
43	MPI_INFO_NULL, 291, 299, 309, 377, 378,	MPI_MODE_NOSUCCESS, 345
44	386	MPI_MODE_RDONLY, 376, 377, 382
45	MPI_INT, 12, 28, 78, 162, 413, 414, 470,	MPI_MODE_RDWR, 376, 377
46	488, 490	MPI_MODE_SEQUENTIAL, 376, 377, 379,
47	MPI_INTEGER, 27, 34, 162, 470, 471,	380, 385, 390, 394, 403, 423, 565
48	490	MPI_MODE_UNIQUE_OPEN, 376, 377

MPI_BOTTOM, 10, 15, 17, 33, 94, 103,
 104, 132, 300, 462, 465–467, 469,
 484, 485, 489, 566
 MPI_BSEND_OVERHEAD, 47, 262
 MPI_BXOR, 162
 MPI_BYTE, 27, 28, 34, 35, 37, 127, 162,
 374, 412, 424, 453, 489, 562
 MPI_CART, 248
 MPI_CHAR, 28, 37, 86, 163
 MPI_CHARACTER, 27, 36, 37, 163
 MPI_COMBINER_CONTIGUOUS, 106,
 109
 MPI_COMBINER_DARRAY, 106, 111
 MPI_COMBINER_DUP, 106, 109
 MPI_COMBINER_F90_COMPLEX, 106,
 111
 MPI_COMBINER_F90_INTEGER, 106, 111
 MPI_COMBINER_F90_REAL, 106, 111
 MPI_COMBINER_HINDEXED, 106, 110
 MPI_COMBINER_HINDEXED_INTEGER,
 106, 110
 MPI_COMBINER_HVECTOR, 106, 110
 MPI_COMBINER_HVECTOR_INTEGER,
 106, 110
 MPI_COMBINER_INDEXED, 106, 110
 MPI_COMBINER_INDEXED_BLOCK, 106,
 110
 MPI_COMBINER_NAMED, 105, 106, 109
 MPI_COMBINER_RESIZED, 106, 111
 MPI_COMBINER_STRUCT, 106, 110
 MPI_COMBINER_STRUCT_INTEGER,
 106, 110
 MPI_COMBINER_SUBARRAY, 106, 110
 MPI_COMBINER_VECTOR, 106, 109
 MPI_COMM_NULL, 185, 196–199, 201,
 237, 244, 246, 300, 319, 320, 563
 MPI_COMM_PARENT, 237
 MPI_COMM_SELF, 185, 221, 237, 283,
 319, 375
 MPI_COMM_WORLD, 14, 24, 29, 185–
 187, 193, 194, 212, 237, 244, 260,
 261, 264, 267, 274, 281–283, 285,
 293, 294, 296, 297, 301–303, 316–
 319, 369, 410, 429, 430, 479, 488,
 564
 MPI_COMPLEX, 27, 162, 414, 471
 MPI_CONGRUENT, 194, 211
 MPI_CONVERSION_FN_NULL, 419
 MPI_DATATYPE, 19
 MPI_DATATYPE_NULL, 100
 MPI_DISPLACEMENT_CURRENT, 385,
 565
 MPI_DISTRIBUTE_BLOCK, 91
 MPI_DISTRIBUTE_CYCLIC, 91
 MPI_DISTRIBUTE_DFLT_DARG, 91
 MPI_DISTRIBUTE_NONE, 91
 MPI_DOUBLE, 28, 162, 470
 MPI_DOUBLE_COMPLEX, 27, 414, 471
 MPI_DOUBLE_INT, 165
 MPI_DOUBLE_PRECISION, 27, 162, 471
 MPI_ERR_ACCESS, 273, 378, 431
 MPI_ERR_AMODE, 273, 377, 431
 MPI_ERR_ARG, 272
 MPI_ERR_ASSERT, 272, 349
 MPI_ERR_BAD_FILE, 273, 431
 MPI_ERR_BASE, 263, 272, 349
 MPI_ERR_BUFFER, 272
 MPI_ERR_COMM, 272
 MPI_ERR_CONVERSION, 273, 419, 431
 MPI_ERR_COUNT, 272
 MPI_ERR_DIMS, 272
 MPI_ERR_DISP, 272, 349
 MPI_ERR_DUP_DATAREP, 273, 417, 431
 MPI_ERR_FILE, 273, 431
 MPI_ERR_FILE_EXISTS, 273, 431
 MPI_ERR_FILE_IN_USE, 273, 378, 431
 MPI_ERR_GROUP, 272
 MPI_ERR_IN_STATUS, 31, 33, 52, 59,
 61, 266, 272, 360, 390, 458
 MPI_ERR_INFO, 272
 MPI_ERR_INFO_KEY, 272, 288
 MPI_ERR_INFO_NOKEY, 272, 289
 MPI_ERR_INFO_VALUE, 272, 288
 MPI_ERR_INTERN, 272
 MPI_ERR_IO, 273, 431
 MPI_ERR_KEYVAL, 233, 272
 MPI_ERR_LASTCODE, 271, 273–275
 MPI_ERR_LOCKTYPE, 272, 349
 MPI_ERR_NAME, 272, 313
 MPI_ERR_NO_MEM, 263, 272
 MPI_ERR_NO_SPACE, 273, 431
 MPI_ERR_NO_SUCH_FILE, 273, 378, 431
 MPI_ERR_NOT_SAME, 273, 431
 MPI_ERR_OP, 272
 MPI_ERR_OTHER, 271, 272
 MPI_ERR_PENDING, 59, 272

1
 2
 3
 4
 5
 6
 7
 8
 9
 10
 11
 12
 13
 14
 15
 16
 17
 18
 19
 20
 21
 22
 23
 24
 25
 26
 27
 28
 29
 30
 31
 32
 33
 34
 35
 36
 37
 38
 39
 40
 41
 42
 43
 44
 45
 46
 47
 48

1
 2
 3
 4
 5
 6
 7
 8
 9
 10
 11
 12
 13
 14
 15
 16
 17
 18
 19
 20
 21
 22
 23
 24
 25
 26
 27
 28
 29
 30
 31
 32
 33
 34
 35
 36
 37
 38
 39
 40
 41
 42
 43
 44
 45
 46
 47
 48

Pacific Northwest National Laboratory
 Pratt & Whitney
 San Diego Supercomputer Center
 Sanders, A Lockheed-Martin Company
 Sandia National Laboratories
 Schlumberger
 Scientific Computing Associates, Inc.
 Silicon Graphics Incorporated
 Sky Computers
 Sun Microsystems Computer Corporation
 Syracuse University
 The MITRE Corporation
 Thinking Machines Corporation
 United States Navy
 University of Colorado
 University of Denver
 University of Houston
 University of Illinois
 University of Maryland
 University of Notre Dame
 University of San Francisco
 University of Stuttgart Computing Center
 University of Wisconsin

MPI-2 operated on a very tight budget (in reality, it had no budget when the first meeting was announced). Many institutions helped the MPI-2 effort by supporting the efforts and travel of the members of the MPI Forum. Direct support was given by NSF and DARPA under NSF contract CDA-9115428 for travel by U.S. academic participants and Esprit under project HPC Standards (21111) for European participants.

MPI-1.3 and MPI-2.1:

The editors and organizers of the combined documents have been:

- Richard Graham, Convener and Meeting Chair
- Jack Dongarra, Steering Committee
- Al Geist, Steering Committee
- Bill Gropp, Steering Committee
- Rainer Keller, Merge of MPI-1.3
- Andrew Lumsdaine, Steering Committee
- Ewing Lusk, Steering Committee, MPI-1.1-Errata (Oct. 12, 1998) MPI-2.1-Errata Ballots 1, 2 (May 15, 2002)

- Rolf Rabenseifner, Steering Committee, Merge of MPI-2.1 and MPI-2.1-Errata Ballots 3, 4 (2008)

All chapters have been revisited to achieve a consistent MPI-2.1 text. Those who served as authors for the necessary modifications are:

- Bill Gropp, Frontmatter, Introduction, and Bibliography
- Richard Graham, Point-to-Point Communications
- Adam Moody, Collective Communication
- Richard Treumann, Groups, Contexts, and Communicators
- Jesper Larsson Träff, Process Topologies, Info-Object, and One-Sided Communications
- George Bosilca, Environmental Management
- David Solt, Process Creation and Management
- Bronis de Supinski, External Interfaces, and Profiling
- Rajeev Thakur, I/O
- Jeff Squyres, Language Bindings
- Rolf Rabenseifner, Deprecated Functions, and Annex Change-Log
- Alexander Supalov and Denis Nagomy, Annex Language bindings

The following list includes some of the active participants who attended MPI-2 Forum meetings and in the e-mail discussions of the errata items and are not mentioned above.

Pavan Balaji	Purushotham V. Bangalore	Brian Barrett	Richard Barrett
Christian Bell	Robert Blackmore	Gil Bloch	Ron Brightwell
Jeffrey Brown	Darius Buntinas	Jonathan Carter	Nathan DeBardeleben
Terry Dontje	Gabor Dozsa	Edric Ellis	Karl Feind
Edgar Gabriel	Patrick Geoffray	David Gingold	Dave Goodell
Erez Haba	Robert Harrison	Thomas Hernaut	Steve Hodson
Torsten Hoefler	Joshua Hursey	Yann Kalemkarian	Matthew Koop
Quincey Koziol	Sameer Kumar	Miron Livny	Kannan Narasimhan
Mark Pagel	Avneesh Pant	Steve Poole	Howard Pritchard
Craig Rasmussen	Hubert Ritzdorf	Rob Ross	Tony Skjellum
Brian Smith	Vinod Tipparaju	Jesper Larsson Träff	Keith Underwood

The MPI Forum also acknowledges and appreciates the valuable input from people via e-mail and in person.

The following institutions supported the MPI-2 effort through time and travel support for the people listed above.

Argonne National Laboratory
Bull

MPI Constant and Predefined Handle Index

This index lists predefined MPI constants and handles.

MPI::*_NULL, 451	MPI::MINLOC, 455
MPI::BOOL, 454, 495	MPI::PACKED, 453, 454
MPI::BYTE, 453–455	MPI::REAL, 454
MPI::CHAR, 454	MPI::REAL16, 455
MPI::CHARACTER, 454	MPI::REAL4, 455
MPI::COMM_NULL, 453, 456	MPI::REAL8, 455
MPI::COMPLEX, 454, 495	MPI::SHORT, 454
MPI::DOUBLE, 454	MPI::SHORT_INT, 455
MPI::DOUBLE_COMPLEX, 454, 495	MPI::SIGNED_CHAR, 454
MPI::DOUBLE_INT, 455	MPI::SIGNED_CHAR, MPI::UNSIGNED_CHAR, 453
MPI::DOUBLE_PRECISION, 454	MPI::TWODOUBLE_PRECISION, 455
MPI::ERRORS_ARE_FATAL, 19	MPI::TWOINT, 455
MPI::ERRORS_RETURN, 19	MPI::TWOINTEGER, 455
MPI::ERRORS_THROW_EXCEPTIONS, 19, 23, 265	MPI::TWOREAL, 455
MPI::F_COMPLEX, 454	MPI::UNSIGNED, 454
MPI::F_DOUBLE_COMPLEX, 455	MPI::UNSIGNED_CHAR, 454
MPI::FLOAT, 454	MPI::UNSIGNED_LONG, 454
MPI::FLOAT_INT, 455	MPI::UNSIGNED_LONG_LONG, 454
MPI::INT, 454	MPI::UNSIGNED_SHORT, 454
MPI::INTEGER, 453, 454	MPI::WCHAR, 454
MPI::INTEGER1, 455	MPI_2DOUBLE_PRECISION, 165
MPI::INTEGER2, 455	MPI_2INT, 165
MPI::INTEGER4, 455	MPI_2INTEGER, 165
MPI::INTEGERS, 455	MPI_2REAL, 165
MPI::LOGICAL, 454	MPI_ADDRESS_KIND, 18, 106, 486, 487
MPI::LOGICAL, MPI::BOOL, 455	MPI_ANY_SOURCE, 30, 42, 64–66, 71, 240, 261
MPI::LONG, 454	MPI_ANY_TAG, 14, 30, 32, 64, 65, 67, 71, 75
MPI::LONG_DOUBLE, 453, 454	MPI_APPNUM, 317, 318
MPI::LONG_DOUBLE_COMPLEX, 454, 455, 495	MPI_ARGV_NULL, 298, 299, 462
MPI::LONG_DOUBLE_INT, 455	MPI_ARGVS_NULL, 302, 462
MPI::LONG_INT, 455	MPI_BAND, 161, 162
MPI::LONG_LONG, 454	MPI_BOR, 162
MPI::MAXLOC, 455	

MPI_Win_start, 339 , 347	1	1	Cisco Systems, Inc.
MPI_Win_unlock, 344	2	2	Cray Corporation
MPI_Win_wait, 347	3	3	HDF Group
mpixec, 286	4	4	Hewlett-Packard
Non-deterministic program with MPI_Bcast, 178	5	5	IBM T.J. Watson Research
Non-overtaking messages, 42	6	6	Indiana University
Nonblocking operations, 54 , 55	7	7	Indiana University
Nonblocking operations - message ordering, 56	8	8	Institut National de Recherche en Informatique et Automatique (INRIA)
Nonblocking operations - progress, 56	9	9	Intel Corporation
Threads and MPI, 366	10	10	Lawrence Berkeley National Laboratory
Typemap, 79–81 , 83 , 86 , 93	11	11	Lawrence Livermore National Laboratory
	12	12	Los Alamos National Laboratory
	13	13	Mathworks
	14	14	Mellanox Technologies
	15	15	Microsoft
	16	16	Myricom
	17	17	NEC Laboratories Europe, NEC Europe Ltd.
	18	18	Oak Ridge National Laboratory
	19	19	Ohio State University
	20	20	Pacific Northwest National Laboratory
	21	21	QLogic Corporation
	22	22	Sandia National Laboratories
	23	23	SiCortex
	24	24	Silicon Graphics Incorporation
	25	25	Sun Microsystem
	26	26	University of Barcelona (UAB), Dept. of Computer and Information Sciences
	27	27	University of Houston
	28	28	University of Illinois at Urbana-Champaign
	29	29	University of Stuttgart, High Performance Computing Center Stuttgart (HLRS)
	30	30	University of Tennessee, Knoxville
	31	31	University of Wisconsin
	32	32	
	33	33	
	34	34	In addition, the HDF Group provided travel support for one U.S. academic.
	35	35	
	36	36	
	37	37	
	38	38	
	39	39	
	40	40	
	41	41	
	42	42	
	43	43	
	44	44	
	45	45	
	46	46	
	47	47	
	48	48	

Chapter 1

Introduction to MPI

1.1 Overview and Goals

MPI (Message-Passing Interface) is a *message-passing library interface specification*. All parts of this definition are significant. MPI addresses primarily the message-passing parallel programming model, in which data is moved from the address space of one process to that of another process through cooperative operations on each process. (Extensions to the “classical” message-passing model are provided in collective operations, remote-memory access operations, dynamic process creation, and parallel I/O.) MPI is a *specification*, not an implementation; there are multiple implementations of MPI. This specification is for a *library interface*; MPI is not a language, and all MPI operations are expressed as functions, subroutines, or methods, according to the appropriate language bindings, which for C, C++, Fortran-77, and Fortran-95, are part of the MPI standard. The standard has been defined through an open process by a community of parallel computing vendors, computer scientists, and application developers. The next few sections provide an overview of the history of MPI’s development.

The main advantages of establishing a message-passing standard are portability and ease of use. In a distributed memory communication environment in which the higher level routines and/or abstractions are built upon lower level message-passing routines the benefits of standardization are particularly apparent. Furthermore, the definition of a message-passing standard, such as that proposed here, provides vendors with a clearly defined base set of routines that they can implement efficiently, or in some cases provide hardware support for, thereby enhancing scalability.

The goal of the Message-Passing Interface simply stated is to develop a widely used standard for writing message-passing programs. As such the interface should establish a practical, portable, efficient, and flexible standard for message passing.

A complete list of goals follows.

- Design an application programming interface (not necessarily for compilers or a system implementation library).
- Allow efficient communication: Avoid memory-to-memory copying, allow overlap of computation and communication, and offload to communication co-processor, where available.
- Allow for implementations that can be used in a heterogeneous environment.

1	1	MPI_Comm_create, 198	MPI_SEND, 35, 36, 43, 44, 56, 66, 101
2	2	MPI_Comm_group, 198	MPI_Send, 114, 117, 118, 124
3	3	MPI_Comm_remote_size, 199	MPI_SENDRECV, 111–113
4	4	MPI_COMM_SPAWN, 298	MPI_SENDRECV_REPLACE, 253
5	5	MPI_Comm_spawn, 298	MPI_SSEND, 42, 56
6	6	MPI_COMM_SPAWN_MULTIPLE, 303	MPI_Test_cancelled, 281
7	7	MPI_Comm_spawn_multiple, 303	MPI_TYPE_COMMIT, 99, 111–113, 328
8	8	MPI_Comm_split, 199	MPI_Type_commit, 114, 117, 118, 124, 141–145, 150, 176
9	9	MPI_DIMS_CREATE, 245, 256	MPI_TYPE_CONTIGUOUS, 79, 96, 101, 103
10	10	MPI_FILE_CLOSE, 394, 397	MPI_Type_contiguous, 141
11	11	MPI_FILE_GET_AMODE, 381	MPI_TYPE_CREATE_DARRAY, 93
12	12	MPI_FILE_IREAD, 397	MPI_TYPE_CREATE_HVECTOR, 111, 112
13	13	MPI_FILE_OPEN, 394, 397	MPI_Type_create_hvector, 114, 117
14	14	MPI_FILE_READ, 394	MPI_TYPE_CREATE_INDEXED_BLOCK, 328
15	15	MPI_FILE_SET_ATOMICITY, 425	MPI_TYPE_CREATE_STRUCT, 86, 96, 113
16	16	MPI_FILE_SET_VIEW, 394, 397	MPI_Type_create_struct, 114, 117, 118, 124, 143, 145, 176
17	17	MPI_FILE_SYNC, 426	MPI_TYPE_CREATE_SUBARRAY, 433
18	18	MPI_Finalize, 280–282	MPI_TYPE_EXTENT, 111–113, 328, 330, 332
19	19	MPI_FREE_MEM, 263	MPI_Type_extent, 114
20	20	MPI_Gather, 125, 140, 141, 145	MPI_TYPE_FREE, 328
21	21	MPI_Gatherv, 125, 142–145	MPI_Type_get_contents, 119
22	22	MPI_GET, 328, 330	MPI_Type_get_envelope, 119
23	23	MPI_Get, 346, 347	MPI_TYPE_HVECTOR, 111, 112
24	24	MPI_GET_ADDRESS, 95, 484	MPI_Type_hvector, 114, 117
25	25	MPI_Get_address, 114, 117, 118, 124	MPI_TYPE_INDEXED, 83, 112
26	26	MPI_GET_COUNT, 103	MPI_Type_indexed, 114, 117
27	27	MPI_GET_ELEMENTS, 103	MPI_TYPE_STRUCT, 86, 96, 113
28	28	MPI_GRAPH_CREATE, 246, 252	MPI_Type_struct, 114, 117, 118, 124, 143, 145, 176
29	29	MPI_Grequest_complete, 361	MPI_TYPE_VECTOR, 80, 81, 111–113
30	30	MPI_Grequest_start, 361	MPI_Type_vector, 142, 144, 150
31	31	MPI_Group_free, 198	MPI_Unpack, 124, 125
32	32	MPI_Group_incl, 198	MPI_WAIT, 54–56, 62, 63, 397
33	33	MPI_Iprobe, 281	MPI_WAITANY, 62
34	34	MPI_IRECV, 54–56, 62, 63	MPI_WAITSUM, 63
35	35	MPI_ISEND, 54–56, 62, 63	MPI_Win_complete, 339, 347
36	36	MPI_Op_create, 170, 176	MPI_WIN_CREATE, 328, 330, 332
37	37	MPI_Pack, 124, 125	MPI_WIN_FENCE, 328, 330, 332
38	38	MPI_Pack_size, 125	MPI_Win_fence, 346
39	39	MPI_PROBE, 66	MPI_Win_lock, 344
40	40	MPI_Put, 339, 344, 346, 347	MPI_Win_post, 347
41	41	MPI_RECV, 35, 36, 42–44, 56, 66, 101	
42	42	MPI_REDUCE, 162, 163, 166	
43	43	MPI_Reduce, 165, 166, 170	
44	44	MPI_REQUEST_FREE, 55	
45	45	MPI_Request_free, 280	
46	46	MPI_Scan, 176	
47	47	MPI_Scatter, 149	
48	48	MPI_Scatterv, 150	

Examples Index

This index lists code examples throughout the text. Some examples are referred to by content; others are listed by the major MPI function that they are demonstrating. MPI functions listed in all capital letter are Fortran examples; MPI functions listed in mixed case are C/C++ examples.

Attributes between languages, 487

C++ declarations in `mpi.h`, 460

C++ deriving from C++ MPI class, 451

C++ handle assignment and comparison operators, 456

C++ handle assignment operator, 452

C++ handle scope destruction, 452

C++ illegal communicator handle initialization, 456

C++ MPI class comparison operator, 451

C++ profiling example, 460, 461

C/C++ handle conversion, 481, 482

C/Fortran handle conversion, 480

Client-server code, 62, 63

Client-server code with blocking probe, 66

Client-server code with blocking probe, wrong, 66

Datatype - 3D array, 111

Datatype - absolute addresses, 117

Datatype - array of structures, 114

Datatype - elaborate example, 124, 125

Datatype - matching type, 101

Datatype - matrix transpose, 112, 113

Datatype - union, 118

Datatypes - matching, 35

Datatypes - not matching, 35

Datatypes - untyped, 35

Deadlock with MPI_Bcast, 177, 178

Deadlock, if not buffered, 44

Deadlock, wrong message exchange, 44

Fortran 90 copying and sequence problem, 463, 464

Fortran 90 derived types, 465

Fortran 90 heterogeneous communication, 476, 477

Fortran 90 illegal KIND, 472

Fortran 90 MPI_TYPE_MATCH_SIZE implementation, 476

Fortran 90 register optimization, 467

Intercommunicator, 198, 199

Interlanguage communication, 489

Intertwined matching pairs, 42

Message exchange, 43

MPI::Comm::Probe, 33

MPI_ACCUMULATE, 332

MPI_ADDRESS, 95

MPI_Address, 114, 117, 118, 124

MPI_Aint, 114

MPI_Allgather, 154

MPI_ALLOC_MEM, 263

MPI_Alloc_mem, 264

MPI_ALLREDUCE, 172

MPI_Barrier, 280, 281, 347

MPI_Bcast, 136, 177, 178

MPI_BSEND, 42

MPI_Buffer_attach, 46, 280

MPI_Buffer_detach, 46

MPI_BYTE, 35

MPI_Cancel, 281

MPI_CART_COORDS, 253

MPI_CART_GET, 256

MPI_CART_RANK, 256

MPI_CART_SHIFT, 253

MPI_CART_SUB, 254

MPI_CHARACTER, 36

- 1 • Allow convenient C, C++, Fortran-77, and Fortran-95 bindings for the interface.
- 2
- 3 • Assume a reliable communication interface: the user need not cope with communication failures. Such failures are dealt with by the underlying communication subsystem.
- 4
- 5 • Define an interface that can be implemented on many vendor's platforms, with no significant changes in the underlying communication and system software.
- 6
- 7
- 8 • Semantics of the interface should be language independent.
- 9
- 10 • The interface should be designed to allow for thread safety.
- 11
- 12
- 13
- 14

1.2 Background of MPI-1.0

MPI sought to make use of the most attractive features of a number of existing message-passing systems, rather than selecting one of them and adopting it as the standard. Thus, MPI was strongly influenced by work at the IBM T. J. Watson Research Center [1, 2], Intel's NX/2 [38], Express [12], nCUBE's Vertex [34], p4 [7, 8], and PARMACS [5, 9]. Other important contributions have come from Zipcode [40, 41], Chimp [16, 17], PVM [4, 14], Chameleon [25], and PICL [24].

The MPI standardization effort involved about 60 people from 40 organizations mainly from the United States and Europe. Most of the major vendors of concurrent computers were involved in MPI, along with researchers from universities, government laboratories, and industry. The standardization process began with the Workshop on Standards for Message-Passing in a Distributed Memory Environment, sponsored by the Center for Research on Parallel Computing, held April 29-30, 1992, in Williamsburg, Virginia [48]. At this workshop the basic features essential to a standard message-passing interface were discussed, and a working group established to continue the standardization process.

A preliminary draft proposal, known as MPI1, was put forward by Dongarra, Hempel, Hey, and Walker in November 1992, and a revised version was completed in February 1993 [15]. MPI1 embodied the main features that were identified at the Williamsburg workshop as being necessary in a message passing standard. Since MPI1 was primarily intended to promote discussion and "get the ball rolling," it focused mainly on point-to-point communications. MPI1 brought to the forefront a number of important standardization issues, but did not include any collective communication routines and was not thread-safe.

In November 1992, a meeting of the MPI working group was held in Minneapolis, at which it was decided to place the standardization process on a more formal footing, and to generally adopt the procedures and organization of the High Performance Fortran Forum. Subcommittees were formed for the major component areas of the standard, and an email discussion service established for each. In addition, the goal of producing a draft MPI standard by the Fall of 1993 was set. To achieve this goal the MPI working group met every 6 weeks for two days throughout the first 9 months of 1993, and presented the draft MPI standard at the Supercomputing 93 conference in November 1993. These meetings and the email discussion together constituted the MPI Forum, membership of which has been open to all members of the high performance computing community.

1.3 Background of MPI-1.1, MPI-1.2, and MPI-2.0

Beginning in March 1995, the MPI Forum began meeting to consider corrections and extensions to the original MPI Standard document [21]. The first product of these deliberations was Version 1.1 of the MPI specification, released in June of 1995 [22] (see <http://www.mpi-forum.org> for official MPI document releases). At that time, effort focused in five areas.

1. Further corrections and clarifications for the MPI-1.1 document.
2. Additions to MPI-1.1 that do not significantly change its types of functionality (new datatype constructors, language interoperability, etc.).
3. Completely new types of functionality (dynamic processes, one-sided communication, parallel I/O, etc.) that are what everyone thinks of as “MPI-2 functionality.”
4. Bindings for Fortran 90 and C++. MPI-2 specifies C++ bindings for both MPI-1 and MPI-2 functions, and extensions to the Fortran 77 binding of MPI-1 and MPI-2 to handle Fortran 90 issues.
5. Discussions of areas in which the MPI process and framework seem likely to be useful, but where more discussion and experience are needed before standardization (e.g. zero-copy semantics on shared-memory machines, real-time specifications).

Corrections and clarifications (items of type 1 in the above list) were collected in Chapter 3 of the MPI-2 document: “Version 1.2 of MPI.” That chapter also contains the function for identifying the version number. Additions to MPI-1.1 (items of types 2, 3, and 4 in the above list) are in the remaining chapters of the MPI-2 document, and constitute the specification for MPI-2. Items of type 5 in the above list have been moved to a separate document, the “MPI Journal of Development” (JOD), and are not part of the MPI-2 Standard.

This structure makes it easy for users and implementors to understand what level of MPI compliance a given implementation has:

- MPI-1 compliance will mean compliance with MPI-1.3. This is a useful level of compliance. It means that the implementation conforms to the clarifications of MPI-1.1 function behavior given in Chapter 3 of the MPI-2 document. Some implementations may require changes to be MPI-1 compliant.
- MPI-2 compliance will mean compliance with all of MPI-2.1.
- The MPI Journal of Development is not part of the MPI Standard.

It is to be emphasized that forward compatibility is preserved. That is, a valid MPI-1.1 program is both a valid MPI-1.3 program and a valid MPI-2.1 program, and a valid MPI-1.3 program is a valid MPI-2.1 program.

1.4 Background of MPI-1.3 and MPI-2.1

After the release of MPI-2.0, the MPI Forum kept working on errata and clarifications for both standard documents (MPI-1.1 and MPI-2.0). The short document “Errata for MPI-1.1” was released October 12, 1998. On July 5, 2001, a first ballot of errata and clarifications for

- [40] A. Skjellum and A. Leung. Zipcode: a portable multicomputer communication library atop the reactive kernel. In D. W. Walker and Q. F. Stout, editors, *Proceedings of the Fifth Distributed Memory Concurrent Computing Conference*, pages 767–776. IEEE Press, 1990. [1.2](#), [6.1.2](#)
- [41] A. Skjellum, S. Smith, C. Still, A. Leung, and M. Morari. The Zipcode message passing system. Technical report, Lawrence Livermore National Laboratory, September 1992. [1.2](#)
- [42] Anthony Skjellum, Nathan E. Doss, and Purushotham V. Bangalore. Writing Libraries in MPI. In Anthony Skjellum and Donna S. Reese, editors, *Proceedings of the Scalable Parallel Libraries Conference*, pages 166–173. IEEE Computer Society Press, October 1993. [6.1](#)
- [43] Anthony Skjellum, Nathan E. Doss, and Kishore Viswanathan. Inter-communicator extensions to MPI in the MPIX (MPI eXtension) Library. Technical Report MSU-940722, Mississippi State University — Dept. of Computer Science, April 1994. <http://www.erc.msstate.edu/mpi/mpix.html>. [5.2.2](#)
- [44] Anthony Skjellum, Ziyang Lu, Purushotham V. Bangalore, and Nathan E. Doss. Explicit parallel programming in C++ based on the message-passing interface (MPI). In Gregory V. Wilson, editor, *Parallel Programming Using C++*, Engineering Computation Series. MIT Press, July 1996. ISBN 0-262-73118-5.
- [45] Anthony Skjellum, Steven G. Smith, Nathan E. Doss, Alvin P. Leung, and Manfred Morari. The Design and Evolution of Zipcode. *Parallel Computing*, 20(4):565–596, April 1994. [6.1.2](#), [6.5.6](#)
- [46] Rajeev Thakur and Alok Choudhary. An Extended Two-Phase Method for Accessing Sections of Out-of-Core Arrays. *Scientific Programming*, 5(4):301–317, Winter 1996. [13.1](#)
- [47] *The Unicode Standard, Version 2.0*. Addison-Wesley, 1996. ISBN 0-201-48345-9. [13.5.2](#)
- [48] D. Walker. Standards for message passing in a distributed memory environment. Technical Report TM-12147, Oak Ridge National Laboratory, August 1992. [1.2](#)

- [26] Michael Hennecke. A Fortran 90 interface to MPI version 1.1. Technical Report Internal Report 63/96, Rechenzentrum, Universität Karlsruhe, D-76128 Karlsruhe, Germany, June 1996. Available via world wide web from http://www.uni-karlsruhe.de/~Michael.Hennecke/Publications/#MPI_F90.16.2.4
- [27] Institute of Electrical and Electronics Engineers, New York. *IEEE Standard for Binary Floating-Point Arithmetic, ANSI/IEEE Standard 754-1985*, 1985. [13.5.2](#)
- [28] International Organization for Standardization, Geneva. *Information processing — 8-bit single-byte coded graphic character sets — Part 1: Latin alphabet No. 1*, 1987. [13.5.2](#)
- [29] International Organization for Standardization, Geneva. *Information technology — Portable Operating System Interface (POSIX) — Part 1: System Application Program Interface (API) [C Language]*, December 1996. [12.4](#), [13.2.1](#)
- [30] Charles H. Koebel, David B. Loveman, Robert S. Schreiber, Guy L. Steele Jr., and Mary E. Zosel. *The High Performance Fortran Handbook*. MIT Press, 1993. [4.1.4](#)
- [31] David Kotz. Disk-directed I/O for MIMD multiprocessors. In *Proceedings of the 1994 Symposium on Operating Systems Design and Implementation*, pages 61–74, November 1994. Updated as Dartmouth TR PCS-TR94-226 on November 8, 1994. [13.1](#)
- [32] O. Krämer and H. Mühlenbein. Mapping strategies in message-based multiprocessor systems. *Parallel Computing*, 9:213–225, 1989. [7.1](#)
- [33] S. J. Lefflet, R. S. Fabry, W. N. Joy, P. Lapsley, S. Miller, and C. Torek. An advanced 4.4BSD interprocess communication tutorial, Unix programmer’s supplementary documents (PSD) 21. Technical report, Computer Systems Research Group, Department of Electrical Engineering and Computer Science, University of California, Berkeley, 1993. Also available at <http://www.netbsd.org/Documentation/lite2/psd/>. [10.5.5](#)
- [34] nCUBE Corporation. *nCUBE 2 Programmers Guide, r2.0*, December 1990. [1.2](#)
- [35] Bill Nitzberg. Performance of the iPSC/860 Concurrent File System. Technical Report RND-92-020, NAS Systems Division, NASA Ames, December 1992. [13.1](#)
- [36] William J. Nitzberg. *Collective Parallel I/O*. PhD thesis, Department of Computer and Information Science, University of Oregon, December 1995. [13.1](#)
- [37] *4.4BSD Programmer’s Supplementary Documents (PSD)*. O’Reilly and Associates, 1994. [10.5.5](#)
- [38] Paul Pierce. The NX/2 operating system. In *Proceedings of the Third Conference on Hypercube Concurrent Computers and Applications*, pages 384–390. ACM Press, 1988. [1.2](#)
- [39] K. E. Seamons, Y. Chen, P. Jones, J. Jozwiak, and M. Winslett. Server-directed collective I/O in Panda. In *Proceedings of Supercomputing ’95*, December 1995. [13.1](#)

MPI-2.0 was released, and a second ballot was voted on May 22, 2002. Both votes were done electronically. Both ballots were combined into one document: “Errata for MPI-2”, May 15, 2002. This errata process was then interrupted, but the Forum and its e-mail reflectors kept working on new requests for clarification.

Restarting regular work of the MPI Forum was initiated in three meetings, at EuroPVM/MPI’06 in Bonn, at EuroPVM/MPI’07 in Paris, and at SC’07 in Reno. In December 2007, a steering committee started the organization of new MPI Forum meetings at regular 8-weeks intervals. At the January 14-16, 2008 meeting in Chicago, the MPI Forum decided to combine the existing and future MPI documents to one single document for each version of the MPI standard. For technical and historical reasons, this series was started with MPI-1.3. Additional Ballots 3 and 4 solved old questions from the errata list started in 1995 up to new questions from the last years. After all documents (MPI-1.1, MPI-2, Errata for MPI-1.1 (Oct. 12, 1998), and MPI-2.1 Ballots 1-4) were combined into one draft document, for each chapter, a chapter author and review team were defined. They cleaned up the document to achieve a consistent MPI-2.1 document. The final MPI-2.1 standard document was finished in June 2008, and finally released with a second vote in September 2008 in the meeting at Dublin, just before EuroPVM/MPI’08. The major work of the current MPI Forum is the preparation of MPI-3.

1.5 Who Should Use This Standard?

This standard is intended for use by all those who want to write portable message-passing programs in Fortran, C and C++. This includes individual application programmers, developers of software designed to run on parallel machines, and creators of environments and tools. In order to be attractive to this wide audience, the standard must provide a simple, easy-to-use interface for the basic user while not semantically precluding the high-performance message-passing operations available on advanced machines.

1.6 What Platforms Are Targets For Implementation?

The attractiveness of the message-passing paradigm at least partially stems from its wide portability. Programs expressed this way may run on distributed-memory multiprocessors, networks of workstations, and combinations of all of these. In addition, shared-memory implementations, including those for multi-core processors and hybrid architectures, are possible. The paradigm will not be made obsolete by architectures combining the shared- and distributed-memory views, or by increases in network speeds. It thus should be both possible and useful to implement this standard on a great variety of machines, including those “machines” consisting of collections of other machines, parallel or not, connected by a communication network.

The interface is suitable for use by fully general MIMD programs, as well as those written in the more restricted style of SPMD. MPI provides many features intended to improve performance on scalable parallel computers with specialized interprocessor communication hardware. Thus, we expect that native, high-performance implementations of MPI will be provided on such machines. At the same time, implementations of MPI on top of standard Unix interprocessor communication protocols will provide portability to workstation clusters and heterogenous networks of workstations.

1.7 What Is Included In The Standard?

The standard includes:

- Point-to-point communication
- Datatypes
- Collective operations
- Process groups
- Communication contexts
- Process topologies
- Environmental Management and inquiry
- The info object
- Process creation and management
- One-sided communication
- External interfaces
- Parallel file I/O
- Language Bindings for Fortran, C and C++
- Profiling interface

1.8 What Is Not Included In The Standard?

The standard does not specify:

- Operations that require more operating system support than is currently standard; for example, interrupt-driven receives, remote execution, or active messages,
- Program construction tools,
- Debugging facilities.

There are many features that have been considered and not included in this standard. This happened for a number of reasons, one of which is the time constraint that was self-imposed in finishing the standard. Features that are not included can always be offered as extensions by specific implementations. Perhaps future versions of MPI will address some of these issues.

- [12] Parasoftware Corporation. Express version 1.0: A communication environment for parallel computers, 1988. [1.2](#), [7.4](#)
- [13] Juan Miguel del Rosario, Rajesh Bordawekar, and Alok Choudhary. Improved parallel I/O via a two-phase run-time access strategy. In *IPPS '93 Workshop on Input/Output in Parallel Computer Systems*, pages 56–70, 1993. Also published in *Computer Architecture News* 21(5), December 1993, pages 31–38. [13.1](#)
- [14] J. Dongarra, A. Geist, R. Manchek, and V. Sunderam. Integrated PVM framework supports heterogeneous network computing. *Computers in Physics*, 7(2):166–75, April 1993. [1.2](#)
- [15] J. J. Dongarra, R. Hempel, A. J. G. Hey, and D. W. Walker. A proposal for a user-level, message passing interface in a distributed memory environment. Technical Report TM-12231, Oak Ridge National Laboratory, February 1993. [1.2](#)
- [16] Edinburgh Parallel Computing Centre, University of Edinburgh. *CHIMP Concepts*, June 1991. [1.2](#)
- [17] Edinburgh Parallel Computing Centre, University of Edinburgh. *CHIMP Version 1.0 Interface*, May 1992. [1.2](#)
- [18] Margaret A. Ellis and Bjarne Stroustrup. *The Annotated C++ Reference Manual*. Addison Wesley, 1990.
- [19] D. Feitelson. Communicators: Object-based multiparty interactions for parallel programming. Technical Report 91-12, Dept. Computer Science, The Hebrew University of Jerusalem, November 1991. [6.1.2](#)
- [20] C++ Forum. Working paper for draft proposed international standard for information systems — programming language C++. Technical report, American National Standards Institute, 1995.
- [21] Message Passing Interface Forum. MPI: A Message-Passing Interface standard. *The International Journal of Supercomputer Applications and High Performance Computing*, 8, 1994. [1.3](#)
- [22] Message Passing Interface Forum. MPI: A Message-Passing Interface standard (version 1.1). Technical report, 1995. <http://www.mpi-forum.org>. [1.3](#)
- [23] Al Geist, Adam Beguelin, Jack Dongarra, Weicheng Jiang, Bob Manchek, and Vaidy Sunderam. *PVM: Parallel Virtual Machine—A User's Guide and Tutorial for Network Parallel Computing*. MIT Press, 1994. [10.1](#)
- [24] G. A. Geist, M. T. Heath, B. W. Peyton, and P. H. Worley. PICL: A portable instrumented communications library, C reference manual. Technical Report TM-11130, Oak Ridge National Laboratory, Oak Ridge, TN, July 1990. [1.2](#)
- [25] William D. Gropp and Barry Smith. Chameleon parallel programming tools users manual. Technical Report ANL-93/23, Argonne National Laboratory, March 1993. [1.2](#)

Bibliography

- [1] V. Bala and S. Kipnis. Process groups: a mechanism for the coordination of and communication among processes in the Venus collective communication library. Technical report, IBM T. J. Watson Research Center, October 1992. Preprint. [1.2](#)
- [2] V. Bala, S. Kipnis, L. Rudolph, and Marc Snir. Designing efficient, scalable, and portable collective communication libraries. Technical report, IBM T. J. Watson Research Center, October 1992. Preprint. [1.2](#)
- [3] Purushotham V. Bangalore, Nathan E. Doss, and Anthony Skjellum. MPI++: Issues and Features. In *OON-SKI '94*, page in press, 1994. [6.1](#)
- [4] A. Beguelin, J. Dongarra, A. Geist, R. Manchek, and V. Sunderam. Visualization and debugging in a heterogeneous environment. *IEEE Computer*, 26(6):88–95, June 1993. [1.2](#)
- [5] Luc Bomans and Rolf Hempel. The Argonne/GMD macros in FORTRAN for portable parallel programming and their implementation on the Intel iPSC/2. *Parallel Computing*, 15:119–132, 1990. [1.2](#), [7.2](#)
- [6] Rajesh Bordawekar, Juan Miguel del Rosario, and Alok Choudhary. Design and evaluation of primitives for parallel I/O. In *Proceedings of Supercomputing '93*, pages 452–461, 1993. [13.1](#)
- [7] R. Butler and E. Lusk. User’s guide to the p4 programming system. Technical Report TM-ANL-92/17, Argonne National Laboratory, 1992. [1.2](#)
- [8] Ralph Butler and Ewing Lusk. Monitors, messages, and clusters: The p4 parallel programming system. *Parallel Computing*, 20(4):547–564, April 1994. Also Argonne National Laboratory Mathematics and Computer Science Division preprint P362-0493. [1.2](#)
- [9] Robin Calkin, Rolf Hempel, Hans-Christian Hoppe, and Peter Wypior. Portable programming with the PARMACS message-passing library. *Parallel Computing*, 20(4):615–632, April 1994. [1.2](#), [7.2](#)
- [10] S. Chittor and R. J. Enbody. Performance evaluation of mesh-connected wormhole-routed networks for interprocessor communication in multicomputers. In *Proceedings of the 1990 Supercomputing Conference*, pages 647–656, 1990. [7.1](#)
- [11] S. Chittor and R. J. Enbody. Predicting the effect of mapping on the communication performance of large multicomputers. In *Proceedings of the 1991 International Conference on Parallel Processing, vol. II (Software)*, pages II-1 – II-4, 1991. [7.1](#)

1.9 Organization of this Document

The following is a list of the remaining chapters in this document, along with a brief description of each.

- Chapter [2](#), **MPI Terms and Conventions**, explains notational terms and conventions used throughout the MPI document.
- Chapter [3](#), **Point to Point Communication**, defines the basic, pairwise communication subset of MPI. *Send* and *receive* are found here, along with many associated functions designed to make basic communication powerful and efficient.
- Chapter [4](#), **Datatypes**, defines a method to describe any data layout, e.g., an array of structures in the memory, which can be used as message send or receive buffer.
- Chapter [5](#), **Collective Communications**, defines process-group collective communication operations. Well known examples of this are barrier and broadcast over a group of processes (not necessarily all the processes). With MPI-2, the semantics of collective communication was extended to include intercommunicators. It also adds two new collective operations.
- Chapter [6](#), **Groups, Contexts, Communicators, and Caching**, shows how groups of processes are formed and manipulated, how unique communication contexts are obtained, and how the two are bound together into a *communicator*.
- Chapter [7](#), **Process Topologies**, explains a set of utility functions meant to assist in the mapping of process groups (a linearly ordered set) to richer topological structures such as multi-dimensional grids.
- Chapter [8](#), **MPI Environmental Management**, explains how the programmer can manage and make inquiries of the current MPI environment. These functions are needed for the writing of correct, robust programs, and are especially important for the construction of highly-portable message-passing programs.
- Chapter [9](#), **The Info Object**, defines an opaque object, that is used as input of several MPI routines.
- Chapter [10](#), **Process Creation and Management**, defines routines that allow for creation of processes.
- Chapter [11](#), **One-Sided Communications**, defines communication routines that can be completed by a single process. These include shared-memory operations (*put/get*) and remote accumulate operations.
- Chapter [12](#), **External Interfaces**, defines routines designed to allow developers to layer on top of MPI. This includes generalized requests, routines that decode MPI opaque objects, and threads.
- Chapter [13](#), **I/O**, defines MPI support for parallel I/O.

- Chapter 14, *Profiling Interface*, explains a simple name-shifting convention that any MPI implementation must support. One motivation for this is the ability to put performance profiling calls into MPI without the need for access to the MPI source code. The name shift is merely an interface, it says nothing about how the actual profiling should be done and in fact, the name shift can be useful for other purposes.
- Chapter 15, *Deprecated Functions*, describes routines that are kept for reference. However usage of these functions is discouraged, as they may be deleted in future versions of the standard.
- Chapter 16, *Language Bindings*, describes the C++ binding, discusses Fortran issues, and describes language interoperability aspects between C, C++, and Fortran.

The Appendices are:

- Annex A, *Language Bindings Summary*, gives specific syntax in C, C++, and Fortran, for all MPI functions, constants, and types.
- Annex B, *Change-Log*, summarizes major changes since the previous version of the standard.
- Several *Index* pages are showing the locations of examples, constants and predefined handles, callback routines' prototypes, and all MPI functions.

MPI provides various interfaces to facilitate interoperability of distinct MPI implementations. Among these are the canonical data representation for MPI I/O and for `MPI_PACK_EXTERNAL` and `MPI_UNPACK_EXTERNAL`. The definition of an actual binding of these interfaces that will enable interoperability is outside the scope of this document.

A separate document consists of ideas that were discussed in the MPI Forum and deemed to have value, but are not included in the MPI Standard. They are part of the "Journal of Development" (JOD), lest good ideas be lost and in order to provide a starting point for further work. The chapters in the JOD are

- Chapter 2, *Spawning Independent Processes*, includes some elements of dynamic process management, in particular management of processes with which the spawning processes do not intend to communicate, that the Forum discussed at length but ultimately decided not to include in the MPI Standard.
- Chapter 3, *Threads and MPI*, describes some of the expected interaction between an MPI implementation and a thread library in a multi-threaded environment.
- Chapter 4, *Communicator ID*, describes an approach to providing identifiers for communicators.
- Chapter 5, *Miscellany*, discusses Miscellaneous topics in the MPI JOD, in particular single-copy routines for use in shared-memory environments and new datatype constructors.
- Chapter 6, *Toward a Full Fortran 90 Interface*, describes an approach to providing a more elaborate Fortran 90 interface.

REAL/COMPLEX/INTEGER,p,r) combination. Checking for the combination (p,r) in the preceding call to `MPI_TYPE_CREATE_F90_xxxx` and using a hashtable to find formerly generated handles should limit the overhead of finding a previously generated datatype with same combination of (xxx,p,r). (*End of advice to implementors.*)

33. Section A.1.1 on page 491.

`MPI_BOTTOM` is defined as `void * const MPI::BOTTOM`.

23. Section 9 on page 287.
An implementation must support info objects as caches for arbitrary (key, value) pairs, regardless of whether it recognizes the key. Each function that takes hints in the form of an MPI_Info must be prepared to ignore any key it does not recognize. This description of info objects does not attempt to define how a particular function should react if it recognizes a key but not the associated value. MPI_INFO_GET_NKEYS, MPI_INFO_GET_NTHKEY, MPI_INFO_GET_VALUELEN, and MPI_INFO_GET must retain all (key,value) pairs so that layered functionality can also use the Info object.
24. Section 11.3 on page 325.
MPI_PROC_NULL is a valid target rank in the MPI RMA calls MPI_ACCUMULATE, MPI_GET, and MPI_PUT. The effect is the same as for MPI_PROC_NULL in MPI point-to-point communication. See also item 25 in this list.
25. Section 11.3 on page 325.
After any RMA operation with rank MPI_PROC_NULL, it is still necessary to finish the RMA epoch with the synchronization method that started the epoch. See also item 24 in this list.
26. Section 11.3.4 on page 331.
MPI_REPLACE in MPI_ACCUMULATE, like the other predefined operations, is defined only for the predefined MPI datatypes.
27. Section 13.2.8 on page 382.
About MPI_FILE_SET_VIEW and MPI_FILE_SET_INFO: When an info object that specifies a subset of valid hints is passed to MPI_FILE_SET_VIEW or MPI_FILE_SET_INFO, there will be no effect on previously set or defaulted hints that the info does not specify.
28. Section 13.2.8 on page 382.
About MPI_FILE_GET_INFO: If no hint exists for the file associated with fh, a handle to a newly created info object is returned that contains no key/value pair.
29. Section 13.3 on page 385.
If a file does not have the mode MPI_MODE_SEQUENTIAL, then MPI_DISPLACEMENT_CURRENT is invalid as disp in MPI_FILE_SET_VIEW.
30. Section 13.5.2 on page 414.
The bias of 16 byte doubles was defined with 10383. The correct value is 16383.
31. Section 16.1.4 on page 450.
In the example in this section, the buffer should be declared as `const void* buf`.
32. Section 16.2.5 on page 470.
About MPI_TYPE_CREATE_F90_XXXX:
Advice to implementors. An application may often repeat a call to MPI_TYPE_CREATE_F90_XXXX with the same combination of (XXXX,p,r). The application is not allowed to free the returned predefined, unnamed datatype handles. To prevent the creation of a potentially huge amount of handles, the MPI implementation should return the same datatype handle for the same (

1
2
3
4
5
6
7
8
9
10
11
12
13
14
15
16
17
18
19
20
21
22
23
24
25
26
27
28
29
30
31
32
33
34
35
36
37
38
39
40
41
42
43
44
45
46
47
48

- Chapter 7, Split Collective Communication, describes a specification for certain non-blocking collective operations.
- Chapter 8, Real-Time MPI, discusses MPI support for real time processing.

Chapter 2

MPI Terms and Conventions

This chapter explains notational terms and conventions used throughout the MPI document, some of the choices that have been made, and the rationale behind those choices. It is similar to the MPI-1 Terms and Conventions chapter but differs in some major and minor ways. Some of the major areas of difference are the naming conventions, some semantic definitions, file objects, Fortran 90 *vs* Fortran 77, C++, processes, and interaction with signals.

2.1 Document Notation

Rationale. Throughout this document, the rationale for the design choices made in the interface specification is set off in this format. Some readers may wish to skip these sections, while readers interested in interface design may want to read them carefully. (*End of rationale.*)

Advice to users. Throughout this document, material aimed at users and that illustrates usage is set off in this format. Some readers may wish to skip these sections, while readers interested in programming in MPI may want to read them carefully. (*End of advice to users.*)

Advice to implementors. Throughout this document, material that is primarily commentary to implementors is set off in this format. Some readers may wish to skip these sections, while readers interested in MPI implementations may want to read them carefully. (*End of advice to implementors.*)

2.2 Naming Conventions

In many cases MPI names for C functions are of the form `Class_action_subset`. This convention originated with MPI-1. Since MPI-2 an attempt has been made to standardize the names of MPI functions according to the following rules. The C++ bindings in particular follow these rules (see Section 2.6.4 on page 18).

1. In C, all routines associated with a particular type of MPI object should be of the form `Class_action_subset` or, if no subset exists, of the form `Class_action`. In Fortran, all routines associated with a particular type of MPI object should be of the form `CLASS_ACTION_SUBSET` or, if no subset exists, of the form `CLASS_ACTION`. For C

15. Section 7.5.4 on page 248.
In `MPI_CART_RANK`: If `comm` is associated with a zero-dimensional Cartesian topology, `coord` is not significant and 0 is returned in `rank`.
16. Section 7.5.4 on page 248.
In `MPI_CART_COORDS`: If `comm` is associated with a zero-dimensional Cartesian topology, `coords` will be unchanged.
17. Section 7.5.5 on page 252.
In `MPI_CART_SHIFT`: It is erroneous to call `MPI_CART_SHIFT` with a direction that is either negative or greater than or equal to the number of dimensions in the Cartesian communicator. This implies that it is erroneous to call `MPI_CART_SHIFT` with a `comm` that is associated with a zero-dimensional Cartesian topology.
18. Section 7.5.6 on page 254.
In `MPI_CART_SUB`: If all entries in `remain_dims` are false or `comm` is already associated with a zero-dimensional Cartesian topology then `newcomm` is associated with a zero-dimensional Cartesian topology.
19. Section 8.1.2 on page 260.
In `MPI_GET_PROCESSOR_NAME`: In C, a null character is additionally stored at `name[resultlen]`. `resultlen` cannot be larger than `MPI_MAX_PROCESSOR_NAME-1`. In Fortran, `name` is padded on the right with blank characters. `resultlen` cannot be larger than `MPI_MAX_PROCESSOR_NAME`.
20. Section 8.3 on page 264.
`MPI_{COMM,WIN,FILE}_GET_ERRHANDLER` behave as if a new error handler object is created. That is, once the error handler is no longer needed, `MPI_ERRHANDLER_FREE` should be called with the error handler returned from `MPI_ERRHANDLER_GET` or `MPI_{COMM,WIN,FILE}_GET_ERRHANDLER` to mark the error handler for deallocation. This provides behavior similar to that of `MPI_COMM_GROUP` and `MPI_GROUP_FREE`.
21. Section 8.7 on page 278, see explanations to `MPI_FINALIZE`.
`MPI_FINALIZE` is collective over all connected processes. If no processes were spawned, accepted or connected then this means over `MPI_COMM_WORLD`; otherwise it is collective over the union of all processes that have been and continue to be connected, as explained in Section 10.5.4 on page 318.
22. Section 8.7 on page 278.
About `MPI_ABORT`:

Advice to users. Whether the errorcode is returned from the executable or from the MPI process startup mechanism (e.g., `mpiexec`), is an aspect of quality of the MPI library but not mandatory. (*End of advice to users.*)

Advice to implementors. Where possible, a high-quality implementation will try to return the errorcode from the MPI process startup mechanism (e.g. `mpiexec` or singleton init). (*End of advice to implementors.*)

7. Section 6.3.1 on page 186.
 MPI_GROUP_TRANSLATE_RANKS and MPI_PROC_NULL: MPI_PROC_NULL is a valid rank for input to MPI_GROUP_TRANSLATE_RANKS, which returns MPI_PROC_NULL as the translated rank.
8. Section 6.7 on page 221.
 About the attribute caching functions:
- Advice to implementors.* High-quality implementations should raise an error when a keyval that was created by a call to MPI_XXX_CREATE_KEYVAL is used with an object of the wrong type with a call to MPI_YYY_GET_ATTR, MPI_YYY_SET_ATTR, MPI_YYY_DELETE_ATTR, or MPI_YYY_FREE_KEYVAL. To do so, it is necessary to maintain, with each keyval, information on the type of the associated user function. (*End of advice to implementors.*)
9. Section 6.8 on page 235.
 In MPI_COMM_GET_NAME: In C, a null character is additionally stored at name[resultlen]. resultlen cannot be larger than MPI_MAX_OBJECT-1. In Fortran, name is padded on the right with blank characters. resultlen cannot be larger than MPI_MAX_OBJECT.
10. Section 7.4 on page 243.
 About MPI_GRAPH_CREATE and MPI_CART_CREATE: All input arguments must have identical values on all processes of the group of comm_old.
11. Section 7.5.1 on page 244.
 In MPI_CART_CREATE: If ndims is zero then a zero-dimensional Cartesian topology is created. The call is erroneous if it specifies a grid that is larger than the group size or if ndims is negative.
12. Section 7.5.3 on page 246.
 In MPI_GRAPH_CREATE: If the graph is empty, i.e., nnodes == 0, then MPI_COMM_NULL is returned in all processes.
13. Section 7.5.3 on page 246.
 In MPI_GRAPH_CREATE: A single process is allowed to be defined multiple times in the list of neighbors of a process (i.e., there may be multiple edges between two processes). A process is also allowed to be a neighbor to itself (i.e., a self loop in the graph). The adjacency matrix is allowed to be non-symmetric.
- Advice to users.* Performance implications of using multiple edges or a non-symmetric adjacency matrix are not defined. The definition of a node-neighbor edge does not imply a direction of the communication. (*End of advice to users.*)
14. Section 7.5.4 on page 248.
 In MPI_CARTDIM_GET and MPI_CART_GET: If comm is associated with a zero-dimensional Cartesian topology, MPI_CARTDIM_GET returns ndims=0 and MPI_CART_GET will keep all output arguments unchanged.

1
2
3
4
5
6
7
8
9
10
11
12
13
14
15
16
17
18
19
20
21
22
23
24
25
26
27
28
29
30
31
32
33
34
35
36
37
38
39
40
41
42
43
44
45
46
47
48

- and Fortran we use the C++ terminology to define the **Class**. In C++, the routine is a method on **Class** and is named **MPI::Class::Action_subset**. If the routine is associated with a certain class, but does not make sense as an object method, it is a static member function of the class.
- If the routine is not associated with a class, the name should be of the form **Action_subset** in C and **ACTION_SUBSET** in Fortran, and in C++ should be scoped in the **MPI** namespace, **MPI::Action_subset**.
 - The names of certain actions have been standardized. In particular, **Create** creates a new object, **Get** retrieves information about an object, **Set** sets this information, **Delete** deletes information, **Is** asks whether or not an object has a certain property.
- C and Fortran names for some MPI functions (that were defined during the MPI-1 process) violate these rules in several cases. The most common exceptions are the omission of the **Class** name from the routine and the omission of the **Action** where one can be inferred.
- MPI identifiers are limited to 30 characters (31 with the profiling interface). This is done to avoid exceeding the limit on some compilation systems.

2.3 Procedure Specification

MPI procedures are specified using a language-independent notation. The arguments of procedure calls are marked as **IN**, **OUT** or **INOUT**. The meanings of these are:

- **IN**: the call may use the input value but does not update the argument,
- **OUT**: the call may update the argument but does not use its input value,
- **INOUT**: the call may both use and update the argument.

There is one special case — if an argument is a handle to an opaque object (these terms are defined in Section 2.5.1), and the object is updated by the procedure call, then the argument is marked **INOUT** or **OUT**. It is marked this way even though the handle itself is not modified — we use the **INOUT** or **OUT** attribute to denote that what the handle *references* is updated. Thus, in C++, **IN** arguments are usually either references or pointers to **const** objects.

Rationale. The definition of MPI tries to avoid, to the largest possible extent, the use of **INOUT** arguments, because such use is error-prone, especially for scalar arguments. (*End of rationale.*)

MPI's use of **IN**, **OUT** and **INOUT** is intended to indicate to the user how an argument is to be used, but does not provide a rigorous classification that can be translated directly into all language bindings (e.g., **INTENT** in Fortran 90 bindings or **const** in C bindings). For instance, the “constant” **MPI_BOTTOM** can usually be passed to **OUT** buffer arguments. Similarly, **MPI_STATUS_IGNORE** can be passed as the **OUT** status argument.

A common occurrence for MPI functions is an argument that is used as **IN** by some processes and **OUT** by other processes. Such an argument is, syntactically, an

1
2
3
4
5
6
7
8
9
10
11
12
13
14
15
16
17
18
19
20
21
22
23
24
25
26
27
28
29
30
31
32
33
34
35
36
37
38
39
40
41
42
43
44
45
46
47
48

INOUT argument and is marked as such, although, semantically, it is not used in one call both for input and for output on a single process.

Another frequent situation arises when an argument value is needed only by a subset of the processes. When an argument is not significant at a process then an arbitrary value can be passed as an argument.

Unless specified otherwise, an argument of type OUT or type INOUT cannot be aliased with any other argument passed to an MPI procedure. An example of argument aliasing in C appears below. If we define a C procedure like this,

```
void copyIntBuffer( int *pin, int *pout, int len )
{
  int i;
  for (i=0; i<len; ++i) *pout++ = *pin++;
}
```

then a call to it in the following code fragment has aliased arguments.

```
int a[10];
copyIntBuffer( a, a+3, 7);
```

Although the C language allows this, such usage of MPI procedures is forbidden unless otherwise specified. Note that Fortran prohibits aliasing of arguments.

All MPI functions are first specified in the language-independent notation. Immediately below this, the ISO C version of the function is shown followed by a version of the same function in Fortran and then the C++ binding. Fortran in this document refers to Fortran 90; see Section 2.6.

2.4 Semantic Terms

When discussing MPI procedures the following semantic terms are used.

nonblocking A procedure is nonblocking if the procedure may return before the operation completes, and before the user is allowed to reuse resources (such as buffers) specified in the call. A nonblocking request is **started** by the call that initiates it, e.g., MPI_ISEND. The word complete is used with respect to operations, requests, and communications. An **operation completes** when the user is allowed to reuse resources, and any output buffers have been updated; i.e. a call to MPI_TEST will return `flag = true`. A **request is completed** by a call to wait, which returns, or a test or get status call which returns `flag = true`. This completing call has two effects: the status is extracted from the request; in the case of test and wait, if the request was nonpersistent, it is **freed**, and becomes **inactive** if it was persistent. A **communication completes** when all participating operations complete.

blocking A procedure is blocking if return from the procedure indicates the user is allowed to reuse resources specified in the call.

local A procedure is local if completion of the procedure depends only on the local executing process.

non-local A procedure is non-local if completion of the operation may require the execution of some MPI procedure on another process. Such an operation may require communication occurring with another user process.

Annex B

Change-Log

This annex summarizes changes from the previous version of the MPI standard to the version presented by this document. Only changes (i.e., clarifications and new features) are presented that may cause implementation effort in the MPI libraries. Editorial modifications, formatting, typo corrections and minor clarifications are not shown.

B.1 Changes from Version 2.0 to Version 2.1

- Section 3.2.2 on page 27, Section 16.1.6 on page 453, and Annex A.1 on page 491. In addition, the MPI_LONG_LONG should be added as an optional type; it is a synonym for MPI_LONG_LONG_INT.
- Section 3.2.2 on page 27, Section 16.1.6 on page 453, and Annex A.1 on page 491. MPI_LONG_LONG_INT, MPI_LONG_LONG (as synonym), MPI_UNSIGNED_LONG_LONG, MPI_SIGNED_CHAR, and MPI_WCHAR are moved from optional to official and they are therefore defined for all three language bindings.
- Section 3.2.5 on page 31. MPI_GET_COUNT with zero-length datatypes: The value returned as the `count` argument of MPI_GET_COUNT for a datatype of length zero where zero bytes have been transferred is zero. If the number of bytes transferred is greater than zero, MPI_UNDEFINED is returned.
- Section 4.1 on page 77. General rule about derived datatypes: Most datatype constructors have replication count or block length arguments. Allowed values are nonnegative integers. If the value is zero, no elements are generated in the type map and there is no effect on datatype bounds or extent.
- Section 4.3 on page 127. MPI_BYTE should be used to send and receive data that is packed using MPI_PACK_EXTERNAL.
- Section 5.9.6 on page 171. If `comm` is an intercommunicator in MPI_ALLREDUCE, then both groups should provide `count` and `datatype` arguments that specify the same type signature (i.e., it is not necessary that both groups provide the same count value).

A.4.16 Construction / Destruction

```
namespace MPI {
    <CLASS>::<CLASS>()
    <CLASS>::~~<CLASS>()
};
```

A.4.17 Copy / Assignment

```
namespace MPI {
    <CLASS>::<CLASS>(const <CLASS>& data)
    <CLASS>& <CLASS>::operator=(const <CLASS>& data)
};
```

A.4.18 Comparison

Since `Status` instances are not handles to underlying MPI objects, the `operator==()` and `operator!=()` functions are not defined on the `Status` class.

```
namespace MPI {
    bool <CLASS>::operator==(const <CLASS>& data) const
    bool <CLASS>::operator!=(const <CLASS>& data) const
};
```

A.4.19 Inter-language Operability

Since there are no C++ `MPI::STATUS_IGNORE` and `MPI::STATUSES_IGNORE` objects, the result of promoting the C or Fortran handles (`MPI_STATUS_IGNORE` and `MPI_STATUSES_IGNORE`) to C++ is undefined.

```
namespace MPI {
    <CLASS>& <CLASS>::operator=(const MPI_<CLASS>& data)
    <CLASS>::<CLASS>(const MPI_<CLASS>& data)
    <CLASS>::operator MPI_<CLASS>() const
};
```

collective A procedure is collective if all processes in a process group need to invoke the procedure. A collective call may or may not be synchronizing. Collective calls over the same communicator must be executed in the same order by all members of the process group.

predefined A predefined datatype is a datatype with a predefined (constant) name (such as `MPI_INT`, `MPI_FLOAT_INT`, or `MPI_UB`) or a datatype constructed with `MPI_TYPE_CREATE_F90_INTEGER`, `MPI_TYPE_CREATE_F90_REAL`, or `MPI_TYPE_CREATE_F90_COMPLEX`. The former are **named** whereas the latter are **unnamed**.

derived A derived datatype is any datatype that is not predefined.

portable A datatype is portable, if it is a predefined datatype, or it is derived from a portable datatype using only the type constructors `MPI_TYPE_CONTIGUOUS`, `MPI_TYPE_VECTOR`, `MPI_TYPE_INDEXED`, `MPI_TYPE_CREATE_INDEXED_BLOCK`, `MPI_TYPE_CREATE_SUBARRAY`, `MPI_TYPE_DUP`, and `MPI_TYPE_CREATE_DARRAY`. Such a datatype is portable because all displacements in the datatype are in terms of extents of one predefined datatype. Therefore, if such a datatype fits a data layout in one memory, it will fit the corresponding data layout in another memory, if the same declarations were used, even if the two systems have different architectures. On the other hand, if a datatype was constructed using `MPI_TYPE_CREATE_HINDEXED`, `MPI_TYPE_CREATE_HVECTOR` or `MPI_TYPE_CREATE_STRUCT`, then the datatype contains explicit byte displacements (e.g., providing padding to meet alignment restrictions). These displacements are unlikely to be chosen correctly if they fit data layout on one memory, but are used for data layouts on another process, running on a processor with a different architecture.

equivalent Two datatypes are equivalent if they appear to have been created with the same sequence of calls (and arguments) and thus have the same typemap. Two equivalent datatypes do not necessarily have the same cached attributes or the same names.

2.5 Data Types

2.5.1 Opaque Objects

MPI manages **system memory** that is used for buffering messages and for storing internal representations of various MPI objects such as groups, communicators, datatypes, etc. This memory is not directly accessible to the user, and objects stored there are **opaque**: their size and shape is not visible to the user. Opaque objects are accessed via **handles**, which exist in user space. MPI procedures that operate on opaque objects are passed handle arguments to access these objects. In addition to their use by MPI calls for object access, handles can participate in assignments and comparisons.

In Fortran, all handles have type `INTEGER`. In C and C++, a different handle type is defined for each category of objects. In addition, handles themselves are distinct objects in C++. The C and C++ types must support the use of the assignment and equality operators.

Advice to implementors. In Fortran, the handle can be an index into a table of opaque objects in a system table; in C it can be such an index or a pointer to the object. C++ handles can simply “wrap up” a table index or pointer.

(End of advice to implementors.)

Opaque objects are allocated and deallocated by calls that are specific to each object type. These are listed in the sections where the objects are described. The calls accept a handle argument of matching type. In an allocate call this is an OUT argument that returns a valid reference to the object. In a call to deallocate this is an INOUT argument which returns with an “invalid handle” value. MPI provides an “invalid handle” constant for each object type. Comparisons to this constant are used to test for validity of the handle.

A call to a deallocate routine invalidates the handle and marks the object for deallocation. The object is not accessible to the user after the call. However, MPI need not deallocate the object immediately. Any operation pending (at the time of the deallocate) that involves this object will complete normally; the object will be deallocated afterwards.

An opaque object and its handle are significant only at the process where the object was created and cannot be transferred to another process.

MPI provides certain predefined opaque objects and predefined, static handles to these objects. The user must not free such objects. In C++, this is enforced by declaring the handles to these predefined objects to be `static const`.

Rationale. This design hides the internal representation used for MPI data structures, thus allowing similar calls in C, C++, and Fortran. It also avoids conflicts with the typing rules in these languages, and easily allows future extensions of functionality. The mechanism for opaque objects used here loosely follows the POSIX Fortran binding standard.

The explicit separation of handles in user space and objects in system space allows space-reclaiming and deallocation calls to be made at appropriate points in the user program. If the opaque objects were in user space, one would have to be very careful not to go out of scope before any pending operation requiring that object completed. The specified design allows an object to be marked for deallocation, the user program can then go out of scope, and the object itself still persists until any pending operations are complete.

The requirement that handles support assignment/comparison is made since such operations are common. This restricts the domain of possible implementations. The alternative would have been to allow handles to have been an arbitrary, opaque type. This would force the introduction of routines to do assignment and comparison, adding complexity, and was therefore ruled out. *(End of rationale.)*

Advice to users. A user may accidentally create a dangling reference by assigning to a handle the value of another handle, and then deallocating the object associated with these handles. Conversely, if a handle variable is deallocated before the associated object is freed, then the object becomes inaccessible (this may occur, for example, if the handle is a local variable within a subroutine, and the subroutine is exited before the associated object is deallocated). It is the user’s responsibility to avoid adding or deleting references to opaque objects, except as a result of MPI calls that allocate or deallocate such objects. *(End of advice to users.)*

```

1 void File::Write_shared(const void* buf, int count,
2 const Datatype& datatype, Status& status)
3
4 void File::Write_shared(const void* buf, int count,
5 const Datatype& datatype)
6
7 };

```

A.4.12 Language Bindings C++ Bindings

```

10 namespace MPI {
11
12 static Datatype Datatype::Create_f90_complex(int p, int r)
13
14 static Datatype Datatype::Create_f90_integer(int r)
15
16 static Datatype Datatype::Create_f90_real(int p, int r)
17
18 Exception::Exception(int error_code)
19
20 int Exception::Get_error_class() const
21
22 int Exception::Get_error_code() const
23
24 const char* Exception::Get_error_string() const
25
26 static Datatype Datatype::Match_size(int typeclass, int size)
27
28 };

```

A.4.13 Profiling Interface C++ Bindings

```

28 namespace MPI {
29
30 void Pcontrol(const int level, ...)
31
32 };

```

A.4.14 Deprecated C++ Bindings

```

36 namespace MPI {
37
38 };

```

A.4.15 C++ Bindings on all MPI Classes

The C++ language requires all classes to have four special functions: a default constructor, a copy constructor, a destructor, and an assignment operator. The bindings for these functions are listed below; their semantics are discussed in Section 16.1.5. The two constructors are *not virtual*. The bindings prototype functions are using the type `<CLASS>` rather than listing each function for every MPI class. The token `<CLASS>` can be replaced with valid MPI-2 class names, such as `Group`, `Datatype`, etc., except when noted. In addition, bindings are provided for comparison and inter-language operability from Sections 16.1.5 and 16.1.9.

```

void File::Set_view(Offset disp, const Datatype& etype,
                   const Datatype& filetype, const char* datarep,
                   const Info& info)
void File::Sync()
void File::Write_all_begin(const void* buf, int count,
                          const Datatype& datatype)
void File::Write_all(const void* buf, int count,
                    const Datatype& datatype, Status& status)
void File::Write_all(const void* buf, int count,
                    const Datatype& datatype)
void File::Write_all_end(const void* buf, Status& status)
void File::Write_all_end(const void* buf)
void File::Write_at_all_begin(Offset offset, const void* buf, int count,
                             const Datatype& datatype)
void File::Write_at_all_end(const void* buf, Status& status)
void File::Write_at_all_end(const void* buf)
void File::Write_at_all(Offset offset, const void* buf, int count,
                       const Datatype& datatype, Status& status)
void File::Write_at_all(Offset offset, const void* buf, int count,
                       const Datatype& datatype)
void File::Write_at(Offset offset, const void* buf, int count,
                   const Datatype& datatype, Status& status)
void File::Write_at(Offset offset, const void* buf, int count,
                   const Datatype& datatype)
void File::Write(const void* buf, int count, const Datatype& datatype,
                Status& status)
void File::Write(const void* buf, int count, const Datatype& datatype)
void File::Write_ordered_begin(const void* buf, int count,
                              const Datatype& datatype)
void File::Write_ordered(const void* buf, int count,
                        const Datatype& datatype, Status& status)
void File::Write_ordered(const void* buf, int count,
                        const Datatype& datatype)
void File::Write_ordered_end(const void* buf, Status& status)
void File::Write_ordered_end(const void* buf)

```

1
2
3
4
5
6
7
8
9
10
11
12
13
14
15
16
17
18
19
20
21
22
23
24
25
26
27
28
29
30
31
32
33
34
35
36
37
38
39
40
41
42
43
44
45
46
47
48

Advice to implementors. The intended semantics of opaque objects is that opaque objects are separate from one another; each call to allocate such an object copies all the information required for the object. Implementations may avoid excessive copying by substituting referencing for copying. For example, a derived datatype may contain references to its components, rather than copies of its components; a call to `MPI_COMM_GROUP` may return a reference to the group associated with the communicator, rather than a copy of this group. In such cases, the implementation must maintain reference counts, and allocate and deallocate objects in such a way that the visible effect is as if the objects were copied. (*End of advice to implementors.*)

2.5.2 Array Arguments

An MPI call may need an argument that is an array of opaque objects, or an array of handles. The array-of-handles is a regular array with entries that are handles to objects of the same type in consecutive locations in the array. Whenever such an array is used, an additional `len` argument is required to indicate the number of valid entries (unless this number can be derived otherwise). The valid entries are at the beginning of the array; `len` indicates how many of them there are, and need not be the size of the entire array. The same approach is followed for other array arguments. In some cases `NULL` handles are considered valid entries. When a `NULL` argument is desired for an array of statuses, one uses `MPI_STATUSES_IGNORE`.

2.5.3 State

MPI procedures use at various places arguments with *state* types. The values of such a data type are all identified by names, and no operation is defined on them. For example, the `MPI_TYPE_CREATE_SUBARRAY` routine has a state argument `order` with values `MPI_ORDER_C` and `MPI_ORDER_FORTRAN`.

2.5.4 Named Constants

MPI procedures sometimes assign a special meaning to a special value of a basic type argument; e.g., `tag` is an integer-valued argument of point-to-point communication operations, with a special wild-card value, `MPI_ANY_TAG`. Such arguments will have a range of regular values, which is a proper subrange of the range of values of the corresponding basic type; special values (such as `MPI_ANY_TAG`) will be outside the regular range. The range of regular values, such as `tag`, can be queried using environmental inquiry functions (Chapter 7 of the MPI-1 document). The range of other values, such as `source`, depends on values given by other MPI routines (in the case of `source` it is the communicator size).

MPI also provides predefined named constant handles, such as `MPI_COMM_WORLD`.

All named constants, with the exceptions noted below for Fortran, can be used in initialization expressions or assignments. These constants do not change values during execution. Opaque objects accessed by constant handles are defined and do not change value between MPI initialization (`MPI_INIT`) and MPI completion (`MPI_FINALIZE`).

The constants that cannot be used in initialization expressions or assignments in Fortran are:

```

MPI_BOTTOM
MPI_STATUS_IGNORE

```

1
2
3
4
5
6
7
8
9
10
11
12
13
14
15
16
17
18
19
20
21
22
23
24
25
26
27
28
29
30
31
32
33
34
35
36
37
38
39
40
41
42
43
44
45
46
47
48

```

MPI_STATUSES_IGNORE
MPI_ERRCODES_IGNORE
MPI_IN_PLACE
MPI_ARGV_NULL
MPI_ARGVS_NULL

```

Advice to implementors. In Fortran the implementation of these special constants may require the use of language constructs that are outside the Fortran standard. Using special values for the constants (e.g., by defining them through `parameter` statements) is not possible because an implementation cannot distinguish these values from legal data. Typically, these constants are implemented as predefined static variables (e.g., a variable in an MPI-declared `COMMON` block), relying on the fact that the target compiler passes data by address. Inside the subroutine, this address can be extracted by some mechanism outside the Fortran standard (e.g., by Fortran extensions or by implementing the function in C). (*End of advice to implementors.*)

2.5.5 Choice

MPI functions sometimes use arguments with a *choice* (or union) data type. Distinct calls to the same routine may pass by reference actual arguments of different types. The mechanism for providing such arguments will differ from language to language. For Fortran, the document uses `<type>` to represent a choice variable; for C and C++, we use `void *`.

2.5.6 Addresses

Some MPI procedures use *address* arguments that represent an absolute address in the calling program. The datatype of such an argument is `MPI_Aint` in C, `MPI::Aint` in C++ and `INTEGER (KIND=MPI_ADDRESS_KIND)` in Fortran. There is the MPI constant `MPI_BOTTOM` to indicate the start of the address range.

2.5.7 File Offsets

For I/O there is a need to give the size, displacement, and offset into a file. These quantities can easily be larger than 32 bits which can be the default size of a Fortran integer. To overcome this, these quantities are declared to be `INTEGER (KIND=MPI_OFFSET_KIND)` in Fortran. In C one uses `MPI_Offset` whereas in C++ one uses `MPI::Offset`.

2.6 Language Binding

This section defines the rules for MPI language binding in general and for Fortran, ISO C, and C++, in particular. (Note that ANSI C has been replaced by ISO C.) Defined here are various object representations, as well as the naming conventions used for expressing this standard. The actual calling sequences are defined elsewhere.

MPI bindings are for Fortran 90, though they are designed to be usable in Fortran 77 environments.

Since the word `PARAMETER` is a keyword in the Fortran language, we use the word “argument” to denote the arguments to a subroutine. These are normally referred to as parameters in C and C++, however, we expect that C and C++ programmers will

```

void File::Read_at_all_begin(Offset offset, void* buf, int count,
                             const Datatype& datatype)
void File::Read_at_all_end(void* buf, Status& status)
void File::Read_at_all_end(void* buf)
void File::Read_at_all(Offset offset, void* buf, int count,
                       const Datatype& datatype, Status& status)
void File::Read_at_all(Offset offset, void* buf, int count,
                       const Datatype& datatype)
void File::Read_at(Offset offset, void* buf, int count,
                  const Datatype& datatype, Status& status)
void File::Read_at(Offset offset, void* buf, int count,
                  const Datatype& datatype)
void File::Read_ordered_begin(void* buf, int count,
                              const Datatype& datatype)
void File::Read_ordered_end(void* buf, Status& status)
void File::Read_ordered_end(void* buf)
void File::Read_ordered(void* buf, int count, const Datatype& datatype,
                        Status& status)
void File::Read_ordered(void* buf, int count, const Datatype& datatype)
void File::Read_shared(void* buf, int count, const Datatype& datatype,
                       Status& status)
void File::Read_shared(void* buf, int count, const Datatype& datatype)
void File::Read(void* buf, int count, const Datatype& datatype, Status&
                status)
void File::Read(void* buf, int count, const Datatype& datatype)
void Register_datarep(const char* datarep,
                     Datarep_conversion_function* read_conversion_fn,
                     Datarep_conversion_function* write_conversion_fn,
                     Datarep_extent_function* dtype_file_extent_fn,
                     void* extra_state)
void File::Seek(Offset offset, int whence)
void File::Seek_shared(Offset offset, int whence)
void File::Set_atomicity(bool flag)
void File::Set_info(const Info& info)
void File::Set_size(Offset size)

```

```

void File::Close()
static void File::Delete(const char* filename, const Info& info)
int File::Get_amode() const
bool File::Get_atomicsity() const
Offset File::Get_byte_offset(const Offset disp) const
Group File::Get_group() const
Info File::Get_info() const
Offset File::Get_position() const
Offset File::Get_position_shared() const
Offset File::Get_size() const
Aint File::Get_type_extent(const Datatype& datatype) const
void File::Get_view(Offset& disp, Datatype& etype, Datatype& filetype,
char* datarep) const
Request File::Iread_at(Offset offset, void* buf, int count,
const Datatype& datatype)
Request File::Iread_shared(void* buf, int count,
const Datatype& datatype)
Request File::Iread(void* buf, int count, const Datatype& datatype)
Request File::Iwrite_at(Offset offset, const void* buf, int count,
const Datatype& datatype)
Request File::Iwrite(const void* buf, int count,
const Datatype& datatype)
Request File::Iwrite_shared(const void* buf, int count,
const Datatype& datatype)
static File File::Open(const Intracomm& comm, const char* filename,
int amode, const Info& info)
void File::Preallocate(Offset size)
void File::Read_all_begin(void* buf, int count, const Datatype& datatype)
void File::Read_all_end(void* buf, Status& status)
void File::Read_all_end(void* buf)
void File::Read_all(void* buf, int count, const Datatype& datatype,
Status& status)
void File::Read_all(void* buf, int count, const Datatype& datatype)

```

1
2
3
4
5
6
7
8
9
10
11
12
13
14
15
16
17
18
19
20
21
22
23
24
25
26
27
28
29
30
31
32
33
34
35
36
37
38
39
40
41
42
43
44
45
46
47
48

1 understand the word “argument” (which has no specific meaning in C/C++), thus allowing
2 us to avoid unnecessary confusion for Fortran programmers.

3 Since Fortran is case insensitive, linkers may use either lower case or upper case when
4 resolving Fortran names. Users of case sensitive languages should avoid the “mpi_” and
5 “pmpi_” prefixes.
6

2.6.1 Deprecated Names and Functions

7 A number of chapters refer to deprecated or replaced MPI-1 constructs. These are constructs
8 that continue to be part of the MPI standard, as documented in Chapter 15, but that users
9 are recommended not to continue using, since better solutions were provided with MPI-2.
10 For example, the Fortran binding for MPI-1 functions that have address arguments uses
11 INTEGER. This is not consistent with the C binding, and causes problems on machines with
12 32 bit INTEGERS and 64 bit addresses. In MPI-2, these functions were given new names with
13 new bindings for the address arguments. The use of the old functions is deprecated. For
14 consistency, here and in a few other cases, new C functions are also provided, even though
15 the new functions are equivalent to the old functions. The old names are deprecated.
16 Another example is provided by the MPI-1 predefined datatypes MPI_UB and MPI_LB. They
17 are deprecated, since their use is awkward and error-prone. The MPI-2 function
18 MPI_TYPE_CREATE_RESIZED provides a more convenient mechanism to achieve the same
19 effect.
20

21 Table 2.1 shows a list of all of the deprecated constructs. Note that the constants
22 MPI_LB and MPI_UB are replaced by the function MPI_TYPE_CREATE_RESIZED; this is
23 because their principal use was as input datatypes to MPI_TYPE_STRUCT to create resized
24 datatypes. Also note that some C typedefs and Fortran subroutine names are included in
25 this list; they are the types of callback functions.
26

2.6.2 Fortran Binding Issues

27 Originally, MPI-1.1 provided bindings for Fortran 77. These bindings are retained, but they
28 are now interpreted in the context of the Fortran 90 standard. MPI can still be used with
29 most Fortran 77 compilers, as noted below. When the term Fortran is used it means Fortran
30 90.
31

32 All MPI names have an MPI_ prefix, and all characters are capitals. Programs must
33 not declare variables, parameters, or functions with names beginning with the prefix MPI_.
34 To avoid conflicting with the profiling interface, programs should also avoid functions with
35 the prefix PMPI_. This is mandated to avoid possible name collisions.
36

37 All MPI Fortran subroutines have a return code in the last argument. A few MPI
38 operations which are functions do not have the return code argument. The return code value
39 for successful completion is MPI_SUCCESS. Other error codes are implementation dependent;
40 see the error codes in Chapter 8 and Annex A.
41

42 Constants representing the maximum length of a string are one smaller in Fortran than
43 in C and C++ as discussed in Section 16.3.9.
44

45 Handles are represented in Fortran as INTEGERS. Binary-valued variables are of type
46 LOGICAL.
47

48 Array arguments are indexed from one.

The MPI Fortran binding is inconsistent with the Fortran 90 standard in several respects. These inconsistencies, such as register optimization problems, have implications for

Deprecated	MPI-2 Replacement
MPI_ADDRESS	MPI_GET_ADDRESS
MPI_TYPE_HINDEXED	MPI_TYPE_CREATE_HINDEXED
MPI_TYPE_HVECTOR	MPI_TYPE_CREATE_HVECTOR
MPI_TYPE_STRUCT	MPI_TYPE_CREATE_STRUCT
MPI_TYPE_EXTENT	MPI_TYPE_GET_EXTENT
MPI_TYPE_UB	MPI_TYPE_GET_EXTENT
MPI_TYPE_LB	MPI_TYPE_GET_EXTENT
MPI_LB	MPI_TYPE_CREATE_RESIZED
MPI_UB	MPI_TYPE_CREATE_RESIZED
MPI_ERRHANDLER_CREATE	MPI_COMM_CREATE_ERRHANDLER
MPI_ERRHANDLER_GET	MPI_COMM_GET_ERRHANDLER
MPI_ERRHANDLER_SET	MPI_COMM_SET_ERRHANDLER
MPI_Handler_function	MPI_Comm_errhandler_fn
MPI_KEYVAL_CREATE	MPI_COMM_CREATE_KEYVAL
MPI_KEYVAL_FREE	MPI_COMM_FREE_KEYVAL
MPI_DUP_FN	MPI_COMM_DUP_FN
MPI_NULL_COPY_FN	MPI_COMM_NULL_COPY_FN
MPI_NULL_DELETE_FN	MPI_COMM_NULL_DELETE_FN
MPI_Copy_function	MPI_Comm_copy_attr_function
COPY_FUNCTION	COMM_COPY_ATTR_FN
MPI_Delete_function	MPI_Comm_delete_attr_function
DELETE_FUNCTION	COMM_DELETE_ATTR_FN
MPI_ATTR_DELETE	MPI_COMM_DELETE_ATTR
MPI_ATTR_GET	MPI_COMM_GET_ATTR
MPI_ATTR_PUT	MPI_COMM_SET_ATTR

Table 2.1: Deprecated constructs

user codes that are discussed in detail in Section 16.2.2. They are also inconsistent with Fortran 77.

- An MPI subroutine with a choice argument may be called with different argument types.
- An MPI subroutine with an assumed-size dummy argument may be passed an actual scalar argument.
- Many MPI routines assume that actual arguments are passed by address and that arguments are not copied on entrance to or exit from the subroutine.
- An MPI implementation may read or modify user data (e.g., communication buffers used by nonblocking communications) concurrently with a user program executing outside MPI calls.
- Several named “constants,” such as MPI_BOTTOM, MPI_STATUS_IGNORE, and MPI_ERRCODES_IGNORE, are not ordinary Fortran constants and require a special implementation. See Section 2.5.4 on page 14 for more information.

```

1 void Win::Free()
2
3 Group Win::Get_group() const
4
5 void Win::Get(void *origin_addr, int origin_count, const Datatype&
6     origin_datatype, int target_rank, Aint target_disp, int
7     target_count, const Datatype& target_datatype) const
8
9 void Win::Lock(int lock_type, int rank, int assert) const
10
11 void Win::Post(const Group& group, int assert) const
12
13 void Win::Put(const void* origin_addr, int origin_count, const Datatype&
14     origin_datatype, int target_rank, Aint target_disp, int
15     target_count, const Datatype& target_datatype) const
16
17 void Win::Start(const Group& group, int assert) const
18
19 bool Win::Test() const
20
21 void Win::Unlock(int rank) const
22
23 void Win::Wait() const
24
25 };

```

A.4.10 External Interfaces C++ Bindings

```

1 namespace MPI {
2
3     void Grequest::Complete()
4
5     int Init_thread(int& argc, char**& argv, int required)
6
7     int Init_thread(int required)
8
9     bool Is_thread_main()
10
11     int Query_thread()
12
13     void Status::Set_cancelled(bool flag)
14
15     void Status::Set_elements(const Datatype& datatype, int count)
16
17     static Grequest Grequest::Start(const Grequest::Query_function query_fn,
18         const Grequest::Free_function free_fn,
19         const Grequest::Cancel_function cancel_fn, void *extra_state)
20
21 };

```

A.4.11 I/O C++ Bindings

```

1 namespace MPI {

```

```

Intercomm Intracomm::Connect(const char* port_name, const Info& info,
    int root) const
void Comm::Disconnect()
static Intercomm Comm::Get_parent()
static Intercomm Comm::Join(const int fd)
void Lookup_name(const char* service_name, const Info& info,
    char* port_name)
void Open_port(const Info& info, char* port_name)
void Publish_name(const char* service_name, const Info& info,
    const char* port_name)
Intercomm Intracomm::Spawn(const char* command, const char* argv[],
    int maxprocs, const Info& info, int root) const
Intercomm Intracomm::Spawn(const char* command, const char* argv[],
    int maxprocs, const Info& info, int root,
    int array_of_errcodes[]) const
Intercomm Intracomm::Spawn_multiple(int count,
    const char* array_of_commands[], const char** array_of_argv[],
    const int array_of_maxprocs[], const Info array_of_info[],
    int root, int array_of_errcodes[])
Intercomm Intracomm::Spawn_multiple(int count,
    const char* array_of_commands[], const char** array_of_argv[],
    const int array_of_maxprocs[], const Info array_of_info[],
    int root)
void Unpublish_name(const char* service_name, const Info& info,
    const char* port_name)
};

```

A.4.9 One-Sided Communications C++ Bindings

```

namespace MPI {
void Win::Accumulate(const void* origin_addr, int origin_count, const
    Datatype& origin_datatype, int target_rank, Aint target_disp,
    int target_count, const Datatype& target_datatype, const Op&
    op) const
void Win::Complete() const
static Win Win::Create(const void* base, Aint size, int disp_unit, const
    Info& info, const Intracomm& comm)
void Win::Fence(int assert) const
};

```

Additionally, MPI is inconsistent with Fortran 77 in a number of ways, as noted below.

- MPI identifiers exceed 6 characters.
- MPI identifiers may contain underscores after the first character.
- MPI requires an include file, `mpif.h`. On systems that do not support include files, the implementation should specify the values of named constants.
- Many routines in MPI have KIND-parameterized integers (e.g., `MPI_ADDRESS_KIND` and `MPI_OFFSET_KIND`) that hold address information. On systems that do not support Fortran 90-style parameterized types, `INTEGER*8` or `INTEGER` should be used instead.
- The memory allocation routine `MPI_ALLOC_MEM` cannot be usefully used in Fortran without a language extension that allows the allocated memory to be associated with a Fortran variable.

2.6.3 C Binding Issues

We use the ISO C declaration format. All MPI names have an `MPI_` prefix, defined constants are in all capital letters, and defined types and functions have one capital letter after the prefix. Programs must not declare variables or functions with names beginning with the prefix `MPI_`. To support the profiling interface, programs should not declare functions with names beginning with the prefix `PMPI_`.

The definition of named constants, function prototypes, and type definitions must be supplied in an include file `mpi.h`.

Almost all C functions return an error code. The successful return code will be `MPI_SUCCESS`, but failure return codes are implementation dependent.

Type declarations are provided for handles to each category of opaque objects.

Array arguments are indexed from zero.

Logical flags are integers with value 0 meaning “false” and a non-zero value meaning “true.”

Choice arguments are pointers of type `void *`.

Address arguments are of MPI defined type `MPI_Aint`. File displacements are of type `MPI_Offset`. `MPI_Aint` is defined to be an integer of the size needed to hold any valid address on the target architecture. `MPI_Offset` is defined to be an integer of the size needed to hold any valid file size on the target architecture.

2.6.4 C++ Binding Issues

There are places in the standard that give rules for C and not for C++. In these cases, the C rule should be applied to the C++ case, as appropriate. In particular, the values of constants given in the text are the ones for C and Fortran. A cross index of these with the C++ names is given in Annex A.

We use the ISO C++ declaration format. All MPI names are declared within the scope of a namespace called `MPI` and therefore are referenced with an `MPI::` prefix. Defined constants are in all capital letters, and class names, defined types, and functions have only their first letter capitalized. Programs must not declare variables or functions in the `MPI` namespace. This is mandated to avoid possible name collisions.

The definition of named constants, function prototypes, and type definitions must be supplied in an include file `mpi.h`.

Advice to implementors. The file `mpi.h` may contain both the C and C++ definitions. Usually one can simply use the defined value (generally `__cplusplus`, but not required) to see if one is using C++ to protect the C++ definitions. It is possible that a C compiler will require that the source protected this way be legal C code. In this case, all the C++ definitions can be placed in a different include file and the `#include` directive can be used to include the necessary C++ definitions in the `mpi.h` file. (*End of advice to implementors.*)

C++ functions that create objects or return information usually place the object or information in the return value. Since the language neutral prototypes of MPI functions include the C++ return value as an OUT parameter, semantic descriptions of MPI functions refer to the C++ return value by that parameter name. The remaining C++ functions return `void`.

In some circumstances, MPI permits users to indicate that they do not want a return value. For example, the user may indicate that the status is not filled in. Unlike C and Fortran where this is achieved through a special input value, in C++ this is done by having two bindings where one has the optional argument and one does not.

C++ functions do not return error codes. If the default error handler has been set to `MPI::ERRORS_THROW_EXCEPTIONS`, the C++ exception mechanism is used to signal an error by throwing an `MPI::Exception` object.

It should be noted that the default error handler (i.e., `MPI::ERRORS_ARE_FATAL`) on a given type has not changed. User error handlers are also permitted. `MPI::ERRORS_RETURN` simply returns control to the calling function; there is no provision for the user to retrieve the error code.

User callback functions that return integer error codes should not throw exceptions; the returned error will be handled by the MPI implementation by invoking the appropriate error handler.

Advice to users. C++ programmers that want to handle MPI errors on their own should use the `MPI::ERRORS_THROW_EXCEPTIONS` error handler, rather than `MPI::ERRORS_RETURN`, that is used for that purpose in C. Care should be taken using exceptions in mixed language situations. (*End of advice to users.*)

Opaque object handles must be objects in themselves, and have the assignment and equality operators overridden to perform semantically like their C and Fortran counterparts.

Array arguments are indexed from zero.

Logical flags are of type `bool`.

Choice arguments are pointers of type `void *`.

Address arguments are of MPI-defined integer type `MPI::Aint`, defined to be an integer of the size needed to hold any valid address on the target architecture. Analogously, `MPI::Offset` is an integer to hold file offsets.

Most MPI functions are methods of MPI C++ classes. MPI class names are generated from the language neutral MPI types by dropping the `MPI_` prefix and scoping the type within the MPI namespace. For example, `MPI_DATATYPE` becomes `MPI::Datatype`.

The names of MPI functions generally follow the naming rules given. In some circumstances, the MPI function is related to a function defined already for MPI-1 with a name

```

1 void Get_processor_name(char* name, int& resultlen)
2
3 void Get_version(int& version, int& subversion)
4
5 void Init(int& argc, char**& argv)
6
7 void Init()
8
9 bool Is_finalized()
10
11 bool Is_initialized()
12
13 void Comm::Set_errhandler(const Errhandler& errhandler)
14
15 void File::Set_errhandler(const Errhandler& errhandler)
16
17 void Win::Set_errhandler(const Errhandler& errhandler)
18
19 double Wtick()
20
21 double Wtime()
22
23 };

```

A.4.7 The Info Object C++ Bindings

```

namespace MPI {
    static Info Info::Create()
    void Info::Delete(const char* key)
    Info Info::Dup() const
    void Info::Free()
    bool Info::Get(const char* key, int valuelen, char* value) const
    int Info::Get_nkeys() const
    void Info::Get_nthkey(int n, char* key) const
    bool Info::Get_valuelen(const char* key, int& valuelen) const
    void Info::Set(const char* key, const char* value)
};

```

A.4.8 Process Creation and Management C++ Bindings

```

namespace MPI {
    Intercomm Intracomm::Accept(const char* port_name, const Info& info,
        int root) const
    void Close_port(const char* port_name)
};

```

```

void Graphcomm::Get_topo(int maxindex, int maxedges, int index[],
    int edges[]) const
int Comm::Get_topology() const
int Cartcomm::Map(int ndims, const int dims[], const bool periods[])
    const
int Graphcomm::Map(int nnodes, const int index[], const int edges[])
    const
void Cartcomm::Shift(int direction, int disp, int& rank_source,
    int& rank_dest) const
Cartcomm Cartcomm::Sub(const bool remain_dims[]) const
};

```

A.4.6 MPI Environmenta Management C++ Bindings

```

namespace MPI {
    void Comm::Abort(int errorcode)
    int Add_error_class()
    int Add_error_code(int errorclass)
    void Add_error_string(int errorcode, const char* string)
    void* Alloc_mem(Aint size, const Info& info)
    void Comm::Call_errhandler(int errorcode) const
    void File::Call_errhandler(int errorcode) const
    void Win::Call_errhandler(int errorcode) const
    static Errhandler Comm::Create_errhandler(Comm::Errhandler_fn* function)
    static Errhandler File::Create_errhandler(File::Errhandler_fn* function)
    static Errhandler Win::Create_errhandler(Win::Errhandler_fn* function)
    void Finalize()
    void Free_mem(void *base)
    void Errhandler::Free()
    Errhandler Comm::Get_errhandler() const
    Errhandler File::Get_errhandler() const
    Errhandler Win::Get_errhandler() const
    int Get_error_class(int errorcode)
    void Get_error_string(int errorcode, char* name, int& resultlen)

```

1
2
3
4
5
6
7
8
9
10
11
12
13
14
15
16
17
18
19
20
21
22
23
24
25
26
27
28
29
30
31
32
33
34
35
36
37
38
39
40
41
42
43
44
45
46
47
48

1 that does not follow the naming conventions. In this circumstance, the language neutral
2 name is in analogy to the MPI name even though this gives an MPI-2 name that violates the
3 naming conventions. The C and Fortran names are the same as the language neutral name
4 in this case. However, the C++ names do reflect the naming rules and can differ from the C
5 and Fortran names. Thus, the analogous name in C++ to the MPI name may be different
6 than the language neutral name. This results in the C++ name differing from the language
7 neutral name. An example of this is the language neutral name of MPI_FINALIZED and a
8 C++ name of MPI::ls_finalized.

9 In C++, function `typedefs` are made publicly within appropriate classes. However,
10 these declarations then become somewhat cumbersome, as with the following:

```
11 typedef MPI::Grequest::Query_function();
```

12 would look like the following:

```

13
14 namespace MPI {
15     class Request {
16         // ...
17     };
18
19     class Grequest : public MPI::Request {
20         // ...
21         typedef Query_function(void* extra_state, MPI::Status& status);
22     };
23 };
24
25

```

26 Rather than including this scaffolding when declaring C++ `typedefs`, we use an abbreviated
27 form. In particular, we explicitly indicate the class and namespace scope for the `typedef`
28 of the function. Thus, the example above is shown in the text as follows:

```

29 typedef int MPI::Grequest::Query_function(void* extra_state,
30                                         MPI::Status& status)
31

```

32 The C++ bindings presented in Annex A.4 and throughout this document were gener-
33 ated by applying a simple set of name generation rules to the MPI function specifications.
34 While these guidelines may be sufficient in most cases, they may not be suitable for all
35 situations. In cases of ambiguity or where a specific semantic statement is desired, these
36 guidelines may be superseded as the situation dictates.

- 37 1. All functions, types, and constants are declared within the scope of a `namespace` called
38 `MPI`.
- 39 2. Arrays of MPI handles are always left in the argument list (whether they are IN or
40 OUT arguments).
- 41 3. If the argument list of an MPI function contains a scalar IN handle, and it makes
42 sense to define the function as a method of the object corresponding to that handle,
43 the function is made a member function of the corresponding MPI class. The member
44 functions are named according to the corresponding MPI function name, but without
45 the “MPI_” prefix and without the object name prefix (if applicable). In addition:
46
47
48

- (a) The scalar IN handle is dropped from the argument list, and **this** corresponds to the dropped argument.
- (b) The function is declared **const**.
4. MPI functions are made into class functions (static) when they belong on a class but do not have a unique scalar IN or INOUT parameter of that class.
 5. If the argument list contains a single OUT argument that is not of type `MPI_STATUS` (or an array), that argument is dropped from the list and the function returns that value.
- Example 2.1** The C++ binding for `MPI_COMM_SIZE` is
`int MPI::Comm::GetSize(void) const`.
6. If there are multiple OUT arguments in the argument list, one is chosen as the return value and is removed from the list.
 7. If the argument list does not contain any OUT arguments, the function returns `void`.
- Example 2.2** The C++ binding for `MPI_REQUEST_FREE` is
`void MPI::Request::Free(void)`
8. MPI functions to which the above rules do not apply are not members of any class, but are defined in the MPI namespace.
- Example 2.3** The C++ binding for `MPI_BUFFER_ATTACH` is
`void MPI::Attach_buffer(void* buffer, int size)`.
9. All class names, defined types, and function names have only their first letter capitalized. Defined constants are in all capital letters.
 10. Any IN pointer, reference, or array argument must be declared **const**.
 11. Handles are passed by reference.
 12. Array arguments are denoted with square brackets (`[]`), not pointers, as this is more semantically precise.

2.6.5 Functions and Macros

An implementation is allowed to implement `MPI_WTIME`, `MPI_WTICK`, `PMPI_WTIME`, `PMPI_WTICK`, and the handle-conversion functions (`MPI_Group_f2c`, etc.) in Section 16.3.4, and no others, as macros in C.

Advice to implementors. Implementors should document which routines are implemented as macros. (*End of advice to implementors.*)

Advice to users. If these routines are implemented as macros, they will not work with the MPI profiling interface. (*End of advice to users.*)

```

1   bool Comm::Is_inter() const
2
3   Intracomm Intercomm::Merge(bool high) const
4
5   Group Group::Range_excl(int n, const int ranges[][3]) const
6
7   Group Group::Range_incl(int n, const int ranges[][3]) const
8
9   void Comm::Set_attr(int comm_keyval, const void* attribute_val) const
10
11  void Datatype::Set_attr(int type_keyval, const void* attribute_val)
12
13  void Win::Set_attr(int win_keyval, const void* attribute_val)
14
15  void Comm::Set_name(const char* comm_name)
16
17  void Datatype::Set_name(const char* type_name)
18
19  void Win::Set_name(const char* win_name)
20
21  Intercomm Intercomm::Split(int color, int key) const
22
23  Intracomm Intracomm::Split(int color, int key) const
24
25  static void Group::Translate_ranks (const Group& group1, int n,
26                                     const int ranks1[], const Group& group2, int ranks2[])
27
28  static Group Group::Union(const Group& group1, const Group& group2)
29
30 };
31
32 A.4.5 Process Topologies C++ Bindings
33
34 namespace MPI {
35
36     void Compute_dims(int nnodes, int ndims, int dims[])
37
38     Cartcomm Intracomm::Create_cart(int ndims, const int dims[],
39                                     const bool periods[], bool reorder) const
40
41     Graphcomm Intracomm::Create_graph(int nnodes, const int index[],
42                                     const int edges[], bool reorder) const
43
44     int Cartcomm::Get_cart_rank(const int coords[]) const
45
46     void Cartcomm::Get_coords(int rank, int maxdims, int coords[]) const
47
48     int Cartcomm::Get_dim() const
49
50     void Graphcomm::Get_dims(int nnodes[], int nedges[]) const
51
52     int Graphcomm::Get_neighbors_count(int rank) const
53
54     void Graphcomm::Get_neighbors(int rank, int maxneighbors, int
55                                     neighbors[]) const
56
57     void Cartcomm::Get_topo(int maxdims, int dims[], bool periods[],
58                             int coords[]) const

```

```

static int Win::Create_keyval(Win::Copy_attr_function* win_copy_attr_fn,
                             Win::Delete_attr_function* win_delete_attr_fn,
                             void* extra_state)
void Comm::Delete_attr(int comm_keyval)
void Datatype::Delete_attr(int type_keyval)
void Win::Delete_attr(int win_keyval)
static Group Group::Difference(const Group& group1, const Group& group2)
Cartcomm Cartcomm::Dup() const
Graphcomm Graphcomm::Dup() const
Intercomm Intercomm::Dup() const
Intracomm Intracomm::Dup() const
Group Group::Excl(int n, const int ranks[]) const
static void Comm::Free_keyval(int& comm_keyval)
static void Datatype::Free_keyval(int& type_keyval)
static void Win::Free_keyval(int& win_keyval)
void Comm::Free()
void Group::Free()
bool Comm::Get_attr(int comm_keyval, void* attribute_val) const
bool Datatype::Get_attr(int type_keyval, void* attribute_val) const
bool Win::Get_attr(int win_keyval, void* attribute_val) const
Group Comm::Get_group() const
void Comm::Get_name(char* comm_name, int& resultlen) const
void Datatype::Get_name(char* type_name, int& resultlen) const
void Win::Get_name(char* win_name, int& resultlen) const
int Comm::Get_rank() const
int Group::Get_rank() const
Group Intercomm::Get_remote_group() const
int Intercomm::Get_remote_size() const
int Comm::Get_size() const
int Group::Get_size() const
Group Group::Incl(int n, const int ranks[]) const
static Group Group::Intersect(const Group& group1, const Group& group2)

```

1
2
3
4
5
6
7
8
9
10
11
12
13
14
15
16
17
18
19
20
21
22
23
24
25
26
27
28
29
30
31
32
33
34
35
36
37
38
39
40
41
42
43
44
45
46
47
48

2.7 Processes

An MPI program consists of autonomous processes, executing their own code, in an MIMD style. The codes executed by each process need not be identical. The processes communicate via calls to MPI communication primitives. Typically, each process executes in its own address space, although shared-memory implementations of MPI are possible.

This document specifies the behavior of a parallel program assuming that only MPI calls are used. The interaction of an MPI program with other possible means of communication, I/O, and process management is not specified. Unless otherwise stated in the specification of the standard, MPI places no requirements on the result of its interaction with external mechanisms that provide similar or equivalent functionality. This includes, but is not limited to, interactions with external mechanisms for process control, shared and remote memory access, file system access and control, interprocess communication, process signaling, and terminal I/O. High quality implementations should strive to make the results of such interactions intuitive to users, and attempt to document restrictions where deemed necessary.

Advice to implementors. Implementations that support such additional mechanisms for functionality supported within MPI are expected to document how these interact with MPI. (*End of advice to implementors.*)

The interaction of MPI and threads is defined in Section 12.4.

2.8 Error Handling

MPI provides the user with reliable message transmission. A message sent is always received correctly, and the user does not need to check for transmission errors, time-outs, or other error conditions. In other words, MPI does not provide mechanisms for dealing with failures in the communication system. If the MPI implementation is built on an unreliable underlying mechanism, then it is the job of the implementor of the MPI subsystem to insulate the user from this unreliability, or to reflect unrecoverable errors as failures. Whenever possible, such failures will be reflected as errors in the relevant communication call. Similarly, MPI itself provides no mechanisms for handling processor failures.

Of course, MPI programs may still be erroneous. A **program error** can occur when an MPI call is made with an incorrect argument (non-existing destination in a send operation, buffer too small in a receive operation, etc.). This type of error would occur in any implementation. In addition, a **resource error** may occur when a program exceeds the amount of available system resources (number of pending messages, system buffers, etc.). The occurrence of this type of error depends on the amount of available resources in the system and the resource allocation mechanism used; this may differ from system to system. A high-quality implementation will provide generous limits on the important resources so as to alleviate the portability problem this represents.

In C and Fortran, almost all MPI calls return a code that indicates successful completion of the operation. Whenever possible, MPI calls return an error code if an error occurred during the call. By default, an error detected during the execution of the MPI library causes the parallel computation to abort, except for file operations. However, MPI provides mechanisms for users to change this default and to handle recoverable errors. The user may specify that no error is fatal, and handle error codes returned by MPI calls by himself

48

or herself. Also, the user may provide his or her own error-handling routines, which will be invoked whenever an MPI call returns abnormally. The MPI error handling facilities are described in Section 8.3. The return values of C++ functions are not error codes. If the default error handler has been set to `MPI::ERRORS_THROW_EXCEPTIONS`, the C++ exception mechanism is used to signal an error by throwing an `MPI::Exception` object. See also Section 16.1.8 on page 457.

Several factors limit the ability of MPI calls to return with meaningful error codes when an error occurs. MPI may not be able to detect some errors; other errors may be too expensive to detect in normal execution mode; finally some errors may be “catastrophic” and may prevent MPI from returning control to the caller in a consistent state.

Another subtle issue arises because of the nature of asynchronous communications: MPI calls may initiate operations that continue asynchronously after the call returned. Thus, the operation may return with a code indicating successful completion, yet later cause an error exception to be raised. If there is a subsequent call that relates to the same operation (e.g., a call that verifies that an asynchronous operation has completed) then the error argument associated with this call will be used to indicate the nature of the error. In a few cases, the error may occur after all calls that relate to the operation have completed, so that no error value can be used to indicate the nature of the error (e.g., an error on the receiver in a send with the ready mode). Such an error must be treated as fatal, since information cannot be returned for the user to recover from it.

This document does not specify the state of a computation after an erroneous MPI call has occurred. The desired behavior is that a relevant error code be returned, and the effect of the error be localized to the greatest possible extent. E.g., it is highly desirable that an erroneous receive call will not cause any part of the receiver’s memory to be overwritten, beyond the area specified for receiving the message.

Implementations may go beyond this document in supporting in a meaningful manner MPI calls that are defined here to be erroneous. For example, MPI specifies strict type matching rules between matching send and receive operations: it is erroneous to send a floating point variable and receive an integer. Implementations may go beyond these type matching rules, and provide automatic type conversion in such situations. It will be helpful to generate warnings for such non-conforming behavior.

MPI defines a way for users to create new error codes as defined in Section 8.5.

2.9 Implementation Issues

There are a number of areas where an MPI implementation may interact with the operating environment and system. While MPI does not mandate that any services (such as signal handling) be provided, it does strongly suggest the behavior to be provided if those services are available. This is an important point in achieving portability across platforms that provide the same set of services.

2.9.1 Independence of Basic Runtime Routines

MPI programs require that library routines that are part of the basic language environment (such as `write` in Fortran and `printf` and `malloc` in ISO C) and are executed after `MPI_INIT` and before `MPI_FINALIZE` operate independently and that their *completion* is independent of the action of other processes in an MPI program.

```

1   void Op::Init(User_function* function, bool commute)
2
3   void Comm::Reduce(const void* sendbuf, void* recvbuf, int count,
4                   const Datatype& datatype, const Op& op, int root) const = 0
5
6   void Comm::Reduce_scatter(const void* sendbuf, void* recvbuf,
7                             int recvcnts[], const Datatype& datatype, const Op& op)
8                             const = 0
9
10  void Intracomm::Scan(const void* sendbuf, void* recvbuf, int count, const
11                      Datatype& datatype, const Op& op) const
12
13  void Comm::Scatter(const void* sendbuf, int sendcount, const
14                    Datatype& sendtype, void* recvbuf, int recvcount,
15                    const Datatype& recvtpe, int root) const = 0
16
17  void Comm::Scatterv(const void* sendbuf, const int sendcounts[],
18                     const int displs[], const Datatype& sendtype, void* recvbuf,
19                     int recvcount, const Datatype& recvtpe, int root) const = 0
20
21 };

```

A.4.4 Groups, Contexts, Communicators, and Caching C++ Bindings

```

22 namespace MPI {
23
24     Comm& Comm::Clone() const = 0
25
26     Cartcomm& Cartcomm::Clone() const
27
28     Graphcomm& Graphcomm::Clone() const
29
30     Intercomm& Intercomm::Clone() const
31
32     Intracomm& Intracomm::Clone() const
33
34     static int Comm::Compare(const Comm& comm1, const Comm& comm2)
35
36     static int Group::Compare(const Group& group1, const Group& group2)
37
38     Intercomm Intercomm::Create(const Group& group) const
39
40     Intracomm Intracomm::Create(const Group& group) const
41
42     Intercomm Intracomm::Create_intercomm(int local_leader, const
43     Comm& peer_comm, int remote_leader, int tag) const
44
45     static int Comm::Create_keyval(Comm::Copy_attr_function*
46     comm_copy_attr_fn,
47     Comm::Delete_attr_function* comm_delete_attr_fn,
48     void* extra_state)
49
50     static int Datatype::Create_keyval(Datatype::Copy_attr_function*
51     type_copy_attr_fn, Datatype::Delete_attr_function*
52     type_delete_attr_fn, void* extra_state)

```

```

void Datatype::Unpack_external(const char* datarep, const void* inbuf,
    Aint insize, Aint& position, void* outbuf, int outcount) const
};
A.4.3 Collective Communication C++ Bindings
namespace MPI {
    void Comm::Allgather(const void* sendbuf, int sendcount, const
        Datatype& sendtype, void* recvbuf, int recvcnt,
        const Datatype& recvtype) const = 0
    void Comm::Allgatherv(const void* sendbuf, int sendcount, const
        Datatype& sendtype, void* recvbuf, const int recvcnts[],
        const int displs[], const Datatype& recvtype) const = 0
    void Comm::Allreduce(const void* sendbuf, void* recvbuf, int count, const
        Datatype& datatype, const Op& op) const = 0
    void Comm::Alltoall(const void* sendbuf, int sendcount, const
        Datatype& sendtype, void* recvbuf, int recvcnt,
        const Datatype& recvtype) const = 0
    void Comm::Alltoallv(const void* sendbuf, const int sendcounts[],
        const int sdispls[], const Datatype& sendtype, void* recvbuf,
        const int recvcnts[], const int rdispls[],
        const Datatype& recvtype) const = 0
    void Comm::Alltoallw(const void* sendbuf, const int sendcounts[], const
        int sdispls[], const Datatype sendtypes[], void* recvbuf,
        const int recvcnts[], const int rdispls[], const Datatype
        recvtypes[]) const = 0
    void Comm::Barrier() const = 0
    void Comm::Bcast(void* buffer, int count, const Datatype& datatype,
        int root) const = 0
    void Intracomm::Exscan(const void* sendbuf, void* recvbuf, int count,
        const Datatype& datatype, const Op& op) const
    void Op::Free()
    void Comm::Gather(const void* sendbuf, int sendcount, const
        Datatype& sendtype, void* recvbuf, int recvcnt,
        const Datatype& recvtype, int root) const = 0
    void Comm::Gatherv(const void* sendbuf, int sendcount, const
        Datatype& sendtype, void* recvbuf, const int recvcnts[],
        const int displs[], const Datatype& recvtype, int root)
        const = 0

```

Note that this in no way prevents the creation of library routines that provide parallel services whose operation is collective. However, the following program is expected to complete in an ISO C environment regardless of the size of MPI_COMM_WORLD (assuming that `printf` is available at the executing nodes).

```

int rank;
MPI_Init((void *)0, (void *)0);
MPI_Comm_rank(MPI_COMM_WORLD, &rank);
if (rank == 0) printf("Starting program\n");
MPI_Finalize();

```

The corresponding Fortran and C++ programs are also expected to complete.

An example of what is *not* required is any particular ordering of the action of these routines when called by several tasks. For example, MPI makes neither requirements nor recommendations for the output from the following program (again assuming that I/O is available at the executing nodes).

```

MPI_Comm_rank(MPI_COMM_WORLD, &rank);
printf("Output from task rank %d\n", rank);

```

In addition, calls that fail because of resource exhaustion or other error are not considered a violation of the requirements here (however, they are required to complete, just not to complete successfully).

2.9.2 Interaction with Signals

MPI does not specify the interaction of processes with signals and does not require that MPI be signal safe. The implementation may reserve some signals for its own use. It is required that the implementation document which signals it uses, and it is strongly recommended that it not use SIGALRM, SIGFPE, or SIGIO. Implementations may also prohibit the use of MPI calls from within signal handlers.

In multithreaded environments, users can avoid conflicts between signals and the MPI library by catching signals only on threads that do not execute MPI calls. High quality single-threaded implementations will be signal safe: an MPI call suspended by a signal will resume and complete normally after the signal is handled.

2.10 Examples

The examples in this document are for illustration purposes only. They are not intended to specify the standard. Furthermore, the examples have not been carefully checked or verified.

Chapter 3

Point-to-Point Communication

3.1 Introduction

Sending and receiving of messages by processes is the basic MPI communication mechanism. The basic point-to-point communication operations are **send** and **receive**. Their use is illustrated in the example below.

```
#include "mpi.h"
main( argc, argv )
int argc;
char **argv;
{
    char message[20];
    int myrank;
    MPI_Status status;
    MPI_Init( &argc, &argv );
    MPI_Comm_rank( MPI_COMM_WORLD, &myrank );
    if (myrank == 0) /* code for process zero */
    {
        strcpy(message, "Hello, there");
        MPI_Send(message, strlen(message)+1, MPI_CHAR, 1, 99, MPI_COMM_WORLD);
    }
    else if (myrank == 1) /* code for process one */
    {
        MPI_Recv(message, 20, MPI_CHAR, 0, 99, MPI_COMM_WORLD, &status);
        printf("received :%s:\n", message);
    }
    MPI_Finalize();
}
```

In this example, process zero (`myrank = 0`) sends a message to process one using the **send** operation `MPI_SEND`. The operation specifies a **send buffer** in the sender memory from which the message data is taken. In the example above, the send buffer consists of the storage containing the variable `message` in the memory of process zero. The location, size and type of the send buffer are specified by the first three parameters of the send operation. The message sent will contain the 13 characters of this variable. In addition,

```
1
2
3
4
5
6
7
8
9
10
11
12
13
14
15
16
17
18
19
20
21
22
23
24
25
26
27
28
29
30
31
32
33
34
35
36
37
38
39
40
41
42
43
44
45
46
47
48

1
2
3
4
5
6
7
8
9
10
11
12
13
14
15
16
17
18
19
20
21
22
23
24
25
26
27
28
29
30
31
32
33
34
35
36
37
38
39
40
41
42
43
44
45
46
47
48

Datatype Datatype::Create_hvector(int count, int blocklength, Aint
    stride) const
Datatype Datatype::Create_indexed_block(int count, int blocklength,
    const int array_of_displacements[]) const
Datatype Datatype::Create_indexed(int count,
    const int array_of_blocklengths[],
    const int array_of_displacements[]) const
Datatype Datatype::Create_resized(const Aint lb, const Aint extent) const
static Datatype Datatype::Create_struct(int count,
    const int array_of_blocklengths[], const Aint
    array_of_displacements[], const Datatype array_of_types[])
Datatype Datatype::Create_subarray(int ndims, const int array_of_sizes[],
    const int array_of_subsizes[], const int array_of_starts[],
    int order) const
Datatype Datatype::Create_vector(int count, int blocklength, int stride)
    const
Datatype Datatype::Dup() const
void Datatype::Free()
Aint Get_address(void* location)
void Datatype::Get_contents(int max_integers, int max_addresses,
    int max_datatypes, int array_of_integers[],
    Aint array_of_addresses[], Datatype array_of_datatypes[])
    const
int Status::Get_elements(const Datatype& datatype) const
void Datatype::Get_envelope(int& num_integers, int& num_addresses,
    int& num_datatypes, int& combiner) const
void Datatype::Get_extent(Aint& lb, Aint& extent) const
int Datatype::Get_size() const
void Datatype::Get_true_extent(Aint& true_lb, Aint& true_extent) const
void Datatype::Pack(const void* inbuf, int incount, void *outbuf,
    int outsize, int& position, const Comm &comm) const
void Datatype::Pack_external(const char* datarep, const void* inbuf,
    int incount, void* outbuf, Aint outsize, Aint& position) const
Aint Datatype::Pack_external_size(const char* datarep, int incount) const
int Datatype::Pack_size(int incount, const Comm& comm) const
void Datatype::Unpack(const void* inbuf, int insize, void *outbuf,
    int outcount, int& position, const Comm& comm) const
```



```

static bool Request::Testany(int count, Request array_of_requests[],
                             int& index, Status& status)
static bool Request::Testany(int count, Request array_of_requests[],
                             int& index)
bool Request::Test()
bool Request::Test(Status& status)
static int Request::Testsome(int incount, Request array_of_requests[],
                             int array_of_indices[], Status array_of_statuses[])
static int Request::Testsome(int incount, Request array_of_requests[],
                             int array_of_indices[])
static void Request::Waitall(int count, Request array_of_requests[],
                             Status array_of_statuses[])
static void Request::Waitall(int count, Request array_of_requests[])
static int Request::Waitany(int count, Request array_of_requests[],
                             Status& status)
static int Request::Waitany(int count, Request array_of_requests[])
void Request::Wait(Status& status)
static int Request::Waitsome(int incount, Request array_of_requests[],
                             int array_of_indices[], Status array_of_statuses[])
static int Request::Waitsome(int incount, Request array_of_requests[],
                             int array_of_indices[])
void Request::Wait()
};

```

A.4.2 Datatypes C++ Bindings

```

namespace MPI {
    void Datatype::Commit()
    Datatype Datatype::Create_contiguous(int count) const
    Datatype Datatype::Create_darray(int size, int rank, int ndims,
                                     const int array_of_gsizes[], const int array_of_distribs[],
                                     const int array_of_dargs[], const int array_of_psizes[],
                                     int order) const
    Datatype Datatype::Create_hindexed(int count,
                                       const int array_of_blocklengths[],
                                       const Aint array_of_displacements[]) const
};

```

1
2
3
4
5
6
7
8
9
10
11
12
13
14
15
16
17
18
19
20
21
22
23
24
25
26
27
28
29
30
31
32
33
34
35
36
37
38
39
40
41
42
43
44
45
46
47
48

the send operation associates an **envelope** with the message. This envelope specifies the message destination and contains distinguishing information that can be used by the **receive** operation to select a particular message. The last three parameters of the send operation, along with the rank of the sender, specify the envelope for the message sent. Process one (`myrank = 1`) receives this message with the **receive** operation `MPI_RECV`. The message to be received is selected according to the value of its envelope, and the message data is stored into the **receive buffer**. In the example above, the receive buffer consists of the storage containing the string `message` in the memory of process one. The first three parameters of the receive operation specify the location, size and type of the receive buffer. The next three parameters are used for selecting the incoming message. The last parameter is used to return information on the message just received.

The next sections describe the blocking send and receive operations. We discuss send, receive, blocking communication semantics, type matching requirements, type conversion in heterogeneous environments, and more general communication modes. Nonblocking communication is addressed next, followed by channel-like constructs and send-receive operations, Nonblocking communication is addressed next, followed by channel-like constructs and send-receive operations, ending with a description of the “dummy” process, `MPI_PROC_NULL`.

3.2 Blocking Send and Receive Operations

3.2.1 Blocking Send

The syntax of the blocking send operation is given below.

```

MPI_SEND(buf, count, datatype, dest, tag, comm)

```

IN	buf	initial address of send buffer (choice)
IN	count	number of elements in send buffer (nonnegative integer)
IN	datatype	datatype of each send buffer element (handle)
IN	dest	rank of destination (integer)
IN	tag	message tag (integer)
IN	comm	communicator (handle)

```

int MPI_Send(void* buf, int count, MPI_Datatype datatype, int dest,
             int tag, MPI_Comm comm)

```

```

MPI_SEND(BUF, COUNT, DATATYPE, DEST, TAG, COMM, IERROR)
<type> BUF(*)
INTEGER COUNT, DATATYPE, DEST, TAG, COMM, IERROR

```

```

void MPI::Comm::Send(const void* buf, int count, const
                    MPI::Datatype& datatype, int dest, int tag) const

```

The blocking semantics of this call are described in Section 3.4.

48

3.2.2 Message Data

The send buffer specified by the MPI_SEND operation consists of `count` successive entries of the type indicated by `datatype`, starting with the entry at address `buf`. Note that we specify the message length in terms of number of *elements*, not number of *bytes*. The former is machine independent and closer to the application level.

The data part of the message consists of a sequence of `count` values, each of the type indicated by `datatype`. `count` may be zero, in which case the data part of the message is empty. The basic datatypes that can be specified for message data values correspond to the basic datatypes of the host language. Possible values of this argument for Fortran and the corresponding Fortran types are listed in Table 3.1.

MPI datatype	Fortran datatype
MPI_INTEGER	INTEGER
MPI_REAL	REAL
MPI_DOUBLE_PRECISION	DOUBLE PRECISION
MPI_COMPLEX	COMPLEX
MPI_LOGICAL	LOGICAL
MPI_CHARACTER	CHARACTER(1)
MPI_BYTE	
MPI_PACKED	

Table 3.1: Predefined MPI datatypes corresponding to Fortran datatypes

Possible values for this argument for C and the corresponding C types are listed in Table 3.2.

The datatypes MPI_BYTE and MPI_PACKED do not correspond to a Fortran or C datatype. A value of type MPI_BYTE consists of a byte (8 binary digits). A byte is uninterpreted and is different from a character. Different machines may have different representations for characters, or may use more than one byte to represent characters. On the other hand, a byte has the same binary value on all machines. The use of the type MPI_PACKED is explained in Section 4.2.

MPI requires support of these datatypes, which match the basic datatypes of Fortran and ISO C. Additional MPI datatypes should be provided if the host language has additional data types: MPI_DOUBLE_COMPLEX for double precision complex in Fortran declared to be of type DOUBLE COMPLEX; MPI_REAL2, MPI_REAL4 and MPI_REAL8 for Fortran reals, declared to be of type REAL*2, REAL*4 and REAL*8, respectively; MPI_INTEGER1 MPI_INTEGER2 and MPI_INTEGER4 for Fortran integers, declared to be of type INTEGER*1, INTEGER*2 and INTEGER*4, respectively; etc.

Rationale. One goal of the design is to allow for MPI to be implemented as a library, with no need for additional preprocessing or compilation. Thus, one cannot assume that a communication call has information on the datatype of variables in the communication buffer; this information must be supplied by an explicit argument. The need for such datatype information will become clear in Section 3.3.2. (*End of rationale.*)

```

1 void Comm::Recv(void* buf, int count, const Datatype& datatype,
2 int source, int tag) const
3
4 void Comm::Recv(void* buf, int count, const Datatype& datatype,
5 int source, int tag, Status& status) const
6
7 void Comm::Rsend(const void* buf, int count, const Datatype& datatype,
8 int dest, int tag) const
9
10 Prequest Comm::Rsend_init(const void* buf, int count, const
11 Datatype& datatype, int dest, int tag) const
12
13 void Comm::Send(const void* buf, int count, const Datatype& datatype,
14 int dest, int tag) const
15
16 Prequest Comm::Send_init(const void* buf, int count, const
17 Datatype& datatype, int dest, int tag) const
18
19 void Comm::Sendrecv(const void *sendbuf, int sendcount, const
20 Datatype& sendtype, int dest, int sendtag, void *recvbuf,
21 int recvcount, const Datatype& recvtype, int source,
22 int recvtag) const
23
24 void Comm::Sendrecv(const void *sendbuf, int sendcount, const
25 Datatype& sendtype, int dest, int sendtag, void *recvbuf,
26 int recvcount, const Datatype& recvtype, int source,
27 int recvtag, Status& status) const
28
29 void Comm::Sendrecv_replace(void* buf, int count, const
30 Datatype& datatype, int dest, int sendtag, int source,
31 int recvtag) const
32
33 void Comm::Sendrecv_replace(void* buf, int count, const
34 Datatype& datatype, int dest, int sendtag, int source,
35 int recvtag, Status& status) const
36
37 void Status::Set_error(int error)
38
39 void Status::Set_source(int source)
40
41 void Status::Set_tag(int tag)
42
43 void Comm::Ssend(const void* buf, int count, const Datatype& datatype,
44 int dest, int tag) const
45
46 Prequest Comm::Ssend_init(const void* buf, int count, const
47 Datatype& datatype, int dest, int tag) const
48
49 static void Prequest::Startall(int count, Prequest array_of_requests[])
50
51 void Prequest::Start()
52
53 static bool Request::Testall(int count, Request array_of_requests[],
54 Status array_of_statuses[])
55
56 static bool Request::Testall(int count, Request array_of_requests[])

```

A.4 C++ Bindings

A.4.1 Point-to-Point Communication C++ Bindings

```

namespace MPI {
    void Attach_buffer(void* buffer, int size)
    void Comm::Bsend(const void* buf, int count, const Datatype& datatype,
        int dest, int tag) const
    Prequest Comm::Bsend_init(const void* buf, int count, const
        Datatype& datatype, int dest, int tag) const
    void Request::Cancel() const
    int Detach_buffer(void*& buffer)
    void Request::Free()
    int Status::Get_count(const Datatype& datatype) const
    int Status::Get_error() const
    int Status::Get_source() const
    bool Request::Get_status() const
    bool Request::Get_status(Status& status) const
    int Status::Get_tag() const
    Request Comm::Ibsend(const void* buf, int count, const
        Datatype& datatype, int dest, int tag) const
    bool Comm::Iprobe(int source, int tag) const
    bool Comm::Iprobe(int source, int tag, Status& status) const
    Request Comm::Irecv(void* buf, int count, const Datatype& datatype,
        int source, int tag) const
    Request Comm::Irsend(const void* buf, int count, const
        Datatype& datatype, int dest, int tag) const
    bool Status::Is_cancelled() const
    Request Comm::Isend(const void* buf, int count, const Datatype& datatype,
        int dest, int tag) const
    Request Comm::Issend(const void* buf, int count, const
        Datatype& datatype, int dest, int tag) const
    void Comm::Probe(int source, int tag) const
    void Comm::Probe(int source, int tag, Status& status) const
    Prequest Comm::Recv_init(void* buf, int count, const Datatype& datatype,
        int source, int tag) const

```

1
2
3
4
5
6
7
8
9
10
11
12
13
14
15
16
17
18
19
20
21
22
23
24
25
26
27
28
29
30
31
32
33
34
35
36
37
38
39
40
41
42
43
44
45
46
47
48

MPI datatype	C datatype
MPI_CHAR	signed char (treated as printable character)
MPI_SHORT	signed short int
MPI_INT	signed int
MPI_LONG	signed long int
MPI_LONG_LONG_INT	signed long long int
MPI_LONG_LONG (as a synonym)	signed long long int
MPI_SIGNED_CHAR	signed char (treated as integral value)
MPI_UNSIGNED_CHAR	unsigned char (treated as integral value)
MPI_UNSIGNED_SHORT	unsigned short int
MPI_UNSIGNED	unsigned int
MPI_UNSIGNED_LONG	unsigned long int
MPI_UNSIGNED_LONG_LONG	unsigned long long int
MPI_FLOAT	float
MPI_DOUBLE	double
MPI_LONG_DOUBLE	long double
MPI_WCHAR	wchar_t (defined in <stddef.h> (treated as printable character))
MPI_BYTE	
MPI_PACKED	

Table 3.2: Predefined MPI datatypes corresponding to C datatypes

3.2.3 Message Envelope

In addition to the data part, messages carry information that can be used to distinguish messages and selectively receive them. This information consists of a fixed number of fields, which we collectively call the **message envelope**. These fields are

source
destination
tag
communicator

The message source is implicitly determined by the identity of the message sender. The other fields are specified by arguments in the send operation.

The message destination is specified by the **dest** argument.

The integer-valued message tag is specified by the **tag** argument. This integer can be used by the program to distinguish different types of messages. The range of valid tag values is 0,...,UB, where the value of UB is implementation dependent. It can be found by querying the value of the attribute MPI_TAG_UB, as described in Chapter 8. MPI requires that UB be no less than 32767.

The **comm** argument specifies the **communicator** that is used for the send operation. Communicators are explained in Chapter 6; below is a brief summary of their usage.

47
48

A communicator specifies the communication context for a communication operation. Each communication context provides a separate “communication universe:” messages are always received within the context they were sent, and messages sent in different contexts do not interfere.

The communicator also specifies the set of processes that share this communication context. This **process group** is ordered and processes are identified by their rank within this group. Thus, the range of valid values for **dest** is 0, ..., n-1, where n is the number of processes in the group. (If the communicator is an inter-communicator, then destinations are identified by their rank in the remote group. See Chapter 6.)

A predefined communicator `MPI_COMM_WORLD` is provided by MPI. It allows communication with all processes that are accessible after MPI initialization and processes are identified by their rank in the group of `MPI_COMM_WORLD`.

Advice to users. Users that are comfortable with the notion of a flat name space for processes, and a single communication context, as offered by most existing communication libraries, need only use the predefined variable `MPI_COMM_WORLD` as the **comm** argument. This will allow communication with all the processes available at initialization time.

Users may define new communicators, as explained in Chapter 6. Communicators provide an important encapsulation mechanism for libraries and modules. They allow modules to have their own disjoint communication universe and their own process numbering scheme. (*End of advice to users.*)

Advice to implementors. The message envelope would normally be encoded by a fixed-length message header. However, the actual encoding is implementation dependent. Some of the information (e.g., source or destination) may be implicit, and need not be explicitly carried by messages. Also, processes may be identified by relative ranks, or absolute ids, etc. (*End of advice to implementors.*)

3.2.4 Blocking Receive

The syntax of the blocking receive operation is given below.

`MPI_RECV (buf, count, datatype, source, tag, comm, status)`

OUT	buf	initial address of receive buffer (choice)
IN	count	number of elements in receive buffer (non-negative integer)
IN	datatype	datatype of each receive buffer element (handle)
IN	source	rank of source (integer)
IN	tag	message tag (integer)
IN	comm	communicator (handle)
OUT	status	status object (Status)

```
int MPI_Recv(void* buf, int count, MPI_Datatype datatype, int source,
            int tag, MPI_Comm comm, MPI_Status *status)
```

`INTEGER COMM, KEYVAL, ATTRIBUTE_VAL, EXTRA_STATE, IERR`

```

EXTERNAL FUNCTION
INTEGER ERRHANDLER, IERROR
MPI_ERRHANDLER_GET(COMM, ERRHANDLER, IERROR)
INTEGER COMM, ERRHANDLER, IERROR
MPI_ERRHANDLER_SET(COMM, ERRHANDLER, IERROR)
INTEGER COMM, ERRHANDLER, IERROR
MPI_KEYVAL_CREATE(COPY_FN, DELETE_FN, KEYVAL, EXTRA_STATE, IERROR)
EXTERNAL COPY_FN, DELETE_FN
INTEGER KEYVAL, EXTRA_STATE, IERROR
MPI_KEYVAL_FREE(KEYVAL, IERROR)
INTEGER KEYVAL, IERROR
MPI_NULL_COPY_FN(OLDCOMM, KEYVAL, EXTRA_STATE, ATTRIBUTE_VAL_IN,
ATTRIBUTE_VAL_OUT, FLAG, IERR)
INTEGER OLDCOMM, KEYVAL, EXTRA_STATE, ATTRIBUTE_VAL_IN,
ATTRIBUTE_VAL_OUT, IERR
LOGICAL FLAG
MPI_NULL_DELETE_FN(COMM, KEYVAL, ATTRIBUTE_VAL, EXTRA_STATE, IERROR)
INTEGER COMM, KEYVAL, ATTRIBUTE_VAL, EXTRA_STATE, IERROR
MPI_TYPE_EXTENT(DATATYPE, EXTENT, IERROR)
INTEGER DATATYPE, EXTENT, IERROR
MPI_TYPE_HINDEXED(COUNT, ARRAY_OF_BLOCKLENGTHS, ARRAY_OF_DISPLACEMENTS,
OLDTYPE, NEWTYPE, IERROR)
INTEGER COUNT, ARRAY_OF_BLOCKLENGTHS(*), ARRAY_OF_DISPLACEMENTS(*),
OLDTYPE, NEWTYPE, IERROR
MPI_TYPE_HVECTOR(COUNT, BLOCKLENGTH, STRIDE, OLDTYPE, NEWTYPE, IERROR)
INTEGER COUNT, BLOCKLENGTH, STRIDE, OLDTYPE, NEWTYPE, IERROR
MPI_TYPE_LB( DATATYPE, DISPLACEMENT, IERROR)
INTEGER DATATYPE, DISPLACEMENT, IERROR
MPI_TYPE_STRUCT(COUNT, ARRAY_OF_BLOCKLENGTHS, ARRAY_OF_DISPLACEMENTS,
ARRAY_OF_TYPES, NEWTYPE, IERROR)
INTEGER COUNT, ARRAY_OF_BLOCKLENGTHS(*), ARRAY_OF_DISPLACEMENTS(*),
ARRAY_OF_TYPES(*), NEWTYPE, IERROR
MPI_TYPE_UB( DATATYPE, DISPLACEMENT, IERROR)
INTEGER DATATYPE, DISPLACEMENT, IERROR
SUBROUTINE COPY_FUNCTION(OLDCOMM, KEYVAL, EXTRA_STATE, ATTRIBUTE_VAL_IN,
ATTRIBUTE_VAL_OUT, FLAG, IERR)
INTEGER OLDCOMM, KEYVAL, EXTRA_STATE, ATTRIBUTE_VAL_IN,
ATTRIBUTE_VAL_OUT, IERR
LOGICAL FLAG
SUBROUTINE DELETE_FUNCTION(COMM, KEYVAL, ATTRIBUTE_VAL, EXTRA_STATE, IERR)

```

1
2
3
4
5
6
7
8
9
10
11
12
13
14
15
16
17
18
19
20
21
22
23
24
25
26
27
28
29
30
31
32
33
34
35
36
37
38
39
40
41
42
43
44
45
46
47
48

```

MPI_RECV(BUF, COUNT, DATATYPE, SOURCE, TAG, COMM, STATUS, IERROR)
<type> BUF(*)
INTEGER COUNT, DATATYPE, SOURCE, TAG, COMM, STATUS(MPI_STATUS_SIZE),
IERROR
void MPI::Comm::Recv(void* buf, int count, const MPI::Datatype& datatype,
int source, int tag, MPI::Status& status) const
void MPI::Comm::Recv(void* buf, int count, const MPI::Datatype& datatype,
int source, int tag) const

```

The blocking semantics of this call are described in Section 3.4.

The receive buffer consists of the storage containing count consecutive elements of the type specified by datatype, starting at address buf. The length of the received message must be less than or equal to the length of the receive buffer. An overflow error occurs if all incoming data does not fit, without truncation, into the receive buffer.

If a message that is shorter than the receive buffer arrives, then only those locations corresponding to the (shorter) message are modified.

Advice to users. The MPI_PROBE function described in Section 3.8 can be used to receive messages of unknown length. (*End of advice to users.*)

Advice to implementors. Even though no specific behavior is mandated by MPI for erroneous programs, the recommended handling of overflow situations is to return in status information about the source and tag of the incoming message. The receive operation will return an error code. A quality implementation will also ensure that no memory that is outside the receive buffer will ever be overwritten.

In the case of a message shorter than the receive buffer, MPI is quite strict in that it allows no modification of the other locations. A more lenient statement would allow for some optimizations but this is not allowed. The implementation must be ready to end a copy into the receiver memory exactly at the end of the receive buffer, even if it is an odd address. (*End of advice to implementors.*)

The selection of a message by a receive operation is governed by the value of the message envelope. A message can be received by a receive operation if its envelope matches the source, tag and comm values specified by the receive operation. The receiver may specify a wildcard MPI_ANY_SOURCE value for source, and/or a wildcard MPI_ANY_TAG value for tag, indicating that any source and/or tag are acceptable. It cannot specify a wildcard value for comm. Thus, a message can be received by a receive operation only if it is addressed to the receiving process, has a matching communicator, has matching source unless source=MPI_ANY_SOURCE in the pattern, and has a matching tag unless tag=MPI_ANY_TAG in the pattern.

The message tag is specified by the tag argument of the receive operation. The argument source, if different from MPI_ANY_SOURCE, is specified as a rank within the process group associated with that same communicator (remote process group, for intercommunicators). Thus, the range of valid values for the source argument is $\{0, \dots, n-1\} \cup \{\text{MPI_ANY_SOURCE}\}$, where n is the number of processes in this group.

Note the asymmetry between send and receive operations: A receive operation may accept messages from an arbitrary sender, on the other hand, a send operation must specify

47
48

a unique receiver. This matches a “push” communication mechanism, where data transfer is effected by the sender (rather than a “pull” mechanism, where data transfer is effected by the receiver).

Source = destination is allowed, that is, a process can send a message to itself. (However, it is unsafe to do so with the blocking send and receive operations described above, since this may lead to deadlock. See Section 3.5.)

Advice to implementors. Message context and other communicator information can be implemented as an additional tag field. It differs from the regular message tag in that wild card matching is not allowed on this field, and that value setting for this field is controlled by communicator manipulation functions. (*End of advice to implementors.*)

3.2.5 Return Status

The source or tag of a received message may not be known if wildcard values were used in the receive operation. Also, if multiple requests are completed by a single MPI function (see Section 3.7.5), a distinct error code may need to be returned for each request. The information is returned by the status argument of MPI_RECV. The type of status is MPI-defined. Status variables need to be explicitly allocated by the user, that is, they are not system objects.

In C, status is a structure that contains three fields named MPI_SOURCE, MPI_TAG, and MPI_ERROR; the structure may contain additional fields. Thus, status.MPI_SOURCE, status.MPI_TAG and status.MPI_ERROR contain the source, tag, and error code, respectively, of the received message.

In Fortran, status is an array of INTEGERS of size MPI_STATUS_SIZE. The constants MPI_SOURCE, MPI_TAG and MPI_ERROR are the indices of the entries that store the source, tag and error fields. Thus, status(MPI_SOURCE), status(MPI_TAG) and status(MPI_ERROR) contain, respectively, the source, tag and error code of the received message.

In C++, the status object is handled through the following methods:

```
int MPI::Status::Get_source() const
void MPI::Status::Set_source(int source)
int MPI::Status::Get_tag() const
void MPI::Status::Set_tag(int tag)
int MPI::Status::Get_error() const
void MPI::Status::Set_error(int error)
```

In general, message-passing calls do not modify the value of the error code field of status variables. This field may be updated only by the functions in Section 3.7.5 which return multiple statuses. The field is updated if and only if such function returns with an error code of MPI_ERR_IN_STATUS.

Rationale. The error field in status is not needed for calls that return only one status, such as MPI_WAIT, since that would only duplicate the information returned by the function itself. The current design avoids the additional overhead of setting it, in such

```
CHARACTER*(*) DATAREP
EXTERNAL READ_CONVERSION_FN, WRITE_CONVERSION_FN, DTYPE_FILE_EXTENT_FN
INTEGER(KIND=MPI_ADDRESS_KIND) EXTRA_STATE
INTEGER IERROR
```

A.3.12 Language Bindings Fortran Bindings

```
MPI_SIZEOF(X, SIZE, IERROR)
<type> X
INTEGER SIZE, IERROR

MPI_TYPE_CREATE_F90_COMPLEX(P, R, NEWTYPE, IERROR)
INTEGER P, R, NEWTYPE, IERROR

MPI_TYPE_CREATE_F90_INTEGER(R, NEWTYPE, IERROR)
INTEGER R, NEWTYPE, IERROR

MPI_TYPE_CREATE_F90_REAL(P, R, NEWTYPE, IERROR)
INTEGER P, R, NEWTYPE, IERROR

MPI_TYPE_MATCH_SIZE(TYPECLASS, SIZE, TYPE, IERROR)
INTEGER TYPECLASS, SIZE, TYPE, IERROR
```

A.3.13 Profiling Interface Fortran Bindings

```
MPI_PCONTROL(LEVEL)
INTEGER LEVEL, ...
```

A.3.14 Deprecated Fortran Bindings

```
MPI_ADDRESS(LOCATION, ADDRESS, IERROR)
<type> LOCATION(*)
INTEGER ADDRESS, IERROR

MPI_ATTR_DELETE(COMM, KEYVAL, IERROR)
INTEGER COMM, KEYVAL, IERROR

MPI_ATTR_GET(COMM, KEYVAL, ATTRIBUTE_VAL, FLAG, IERROR)
INTEGER COMM, KEYVAL, ATTRIBUTE_VAL, IERROR
LOGICAL FLAG

MPI_ATTR_PUT(COMM, KEYVAL, ATTRIBUTE_VAL, IERROR)
INTEGER COMM, KEYVAL, ATTRIBUTE_VAL, IERROR

MPI_DUP_FN(OLDCOMM, KEYVAL, EXTRA_STATE, ATTRIBUTE_VAL_IN,
ATTRIBUTE_VAL_OUT, FLAG, IERR)
INTEGER OLDCOMM, KEYVAL, EXTRA_STATE, ATTRIBUTE_VAL_IN,
ATTRIBUTE_VAL_OUT, IERR
LOGICAL FLAG

MPI_ERRHANDLER_CREATE(FUNCTION, ERRHANDLER, IERROR)
```



```

MPI_FILE_WRITE_ALL_BEGIN(FH, BUF, COUNT, DATATYPE, IERROR) 1
  <type> BUF(*) 2
  INTEGER FH, COUNT, DATATYPE, IERROR 3
MPI_FILE_WRITE_ALL_END(FH, BUF, STATUS, IERROR) 4
  <type> BUF(*) 5
  INTEGER FH, STATUS(MPI_STATUS_SIZE), IERROR 6
MPI_FILE_WRITE_ALL(FH, BUF, COUNT, DATATYPE, STATUS, IERROR) 7
  <type> BUF(*) 8
  INTEGER FH, COUNT, DATATYPE, STATUS(MPI_STATUS_SIZE), IERROR 9
MPI_FILE_WRITE_AT_ALL_BEGIN(FH, OFFSET, BUF, COUNT, DATATYPE, IERROR) 10
  <type> BUF(*) 11
  INTEGER FH, COUNT, DATATYPE, IERROR 12
  INTEGER(KIND=MPI_OFFSET_KIND) OFFSET 13
MPI_FILE_WRITE_AT_ALL_END(FH, BUF, STATUS, IERROR) 14
  <type> BUF(*) 15
  INTEGER FH, STATUS(MPI_STATUS_SIZE), IERROR 16
MPI_FILE_WRITE_AT_ALL(FH, OFFSET, BUF, COUNT, DATATYPE, STATUS, IERROR) 17
  <type> BUF(*) 18
  INTEGER FH, COUNT, DATATYPE, STATUS(MPI_STATUS_SIZE), IERROR 19
  INTEGER(KIND=MPI_OFFSET_KIND) OFFSET 20
MPI_FILE_WRITE_AT(FH, OFFSET, BUF, COUNT, DATATYPE, STATUS, IERROR) 21
  <type> BUF(*) 22
  INTEGER FH, COUNT, DATATYPE, STATUS(MPI_STATUS_SIZE), IERROR 23
  INTEGER(KIND=MPI_OFFSET_KIND) OFFSET 24
MPI_FILE_WRITE(FH, BUF, COUNT, DATATYPE, STATUS, IERROR) 25
  <type> BUF(*) 26
  INTEGER FH, COUNT, DATATYPE, STATUS(MPI_STATUS_SIZE), IERROR 27
  INTEGER(KIND=MPI_OFFSET_KIND) OFFSET 28
MPI_FILE_WRITE_ORDERED_BEGIN(FH, BUF, COUNT, DATATYPE, IERROR) 29
  <type> BUF(*) 30
  INTEGER FH, COUNT, DATATYPE, IERROR 31
MPI_FILE_WRITE_ORDERED_END(FH, BUF, STATUS, IERROR) 32
  <type> BUF(*) 33
  INTEGER FH, STATUS(MPI_STATUS_SIZE), IERROR 34
MPI_FILE_WRITE_ORDERED(FH, BUF, COUNT, DATATYPE, STATUS, IERROR) 35
  <type> BUF(*) 36
  INTEGER FH, COUNT, DATATYPE, STATUS(MPI_STATUS_SIZE), IERROR 37
MPI_FILE_WRITE_SHARED(FH, BUF, COUNT, DATATYPE, STATUS, IERROR) 38
  <type> BUF(*) 39
  INTEGER FH, COUNT, DATATYPE, STATUS(MPI_STATUS_SIZE), IERROR 40
MPI_REGISTER_DATAREP(DATAREP, READ_CONVERSION_FN, WRITE_CONVERSION_FN, 41
  DTYPE_FILE_EXTENT_FN, EXTRA_STATE, IERROR) 42

```

cases. The field is needed for calls that return multiple statuses, since each request may have had a different failure. (*End of rationale.*)

The status argument also returns information on the length of the message received. However, this information is not directly available as a field of the status variable and a call to `MPI_GET_COUNT` is required to “decode” this information.

```

MPI_GET_COUNT(status, datatype, count)
  IN      status      return status of receive operation (Status)
  IN      datatype    datatype of each receive buffer entry (handle)
  OUT     count       number of received entries (integer)

int MPI_Get_count(MPI_Status *status, MPI_Datatype datatype, int *count)
MPI_GET_COUNT(STATUS, DATATYPE, COUNT, IERROR)
  INTEGER STATUS(MPI_STATUS_SIZE), DATATYPE, COUNT, IERROR

int MPI::Status::Get_count(const MPI::Datatype& datatype) const

```

Returns the number of entries received. (Again, we count *entries*, each of type *datatype*, not *bytes*.) The *datatype* argument should match the argument provided by the receive call that set the *status* variable. (We shall later see, in Section 4.1.11, that `MPI_GET_COUNT` may return, in certain situations, the value `MPI_UNDEFINED`.)

Rationale. Some message-passing libraries use `INOUT count`, `tag` and source arguments, thus using them both to specify the selection criteria for incoming messages and return the actual envelope values of the received message. The use of a separate status argument prevents errors that are often attached with `INOUT` argument (e.g., using the `MPI_ANY_TAG` constant as the tag in a receive). Some libraries use calls that refer implicitly to the “last message received.” This is not thread safe.

The *datatype* argument is passed to `MPI_GET_COUNT` so as to improve performance. A message might be received without counting the number of elements it contains, and the count value is often not needed. Also, this allows the same function to be used after a call to `MPI_PROBE` or `MPI_Iprobe`. With a status from `MPI_PROBE` or `MPI_Iprobe`, the same datatypes are allowed as in a call to `MPI_RECV` to receive this message. (*End of rationale.*)

The value returned as the *count* argument of `MPI_GET_COUNT` for a datatype of length zero where zero bytes have been transferred is zero. If the number of bytes transferred is greater than zero, `MPI_UNDEFINED` is returned.

Rationale. Zero-length datatypes may be created in a number of cases. An important case is `MPI_TYPE_CREATE_DARRAY`, where the definition of the particular darray results in an empty block on some MPI process. Programs written in an SPMD style will not check for this special case and may want to use `MPI_GET_COUNT` to check the status. (*End of rationale.*)

Advice to users. The buffer size required for the receive can be affected by data conversions and by the stride of the receive datatype. In most cases, the safest approach is to use the same datatype with `MPI_GET_COUNT` and the receive. (*End of advice to users.*)

All send and receive operations use the `buf`, `count`, `datatype`, `source`, `dest`, `tag`, `comm` and `status` arguments in the same way as the blocking `MPI_SEND` and `MPI_RECV` operations described in this section.

3.2.6 Passing `MPI_STATUS_IGNORE` for Status

Every call to `MPI_RECV` includes a `status` argument, wherein the system can return details about the message received. There are also a number of other MPI calls where `status` is returned. An object of type `MPI_STATUS` is not an MPI opaque object; its structure is declared in `mpi.h` and `mpif.h`, and it exists in the user's program. In many cases, application programs are constructed so that it is unnecessary for them to examine the `status` fields. In these cases, it is a waste for the user to allocate a status object, and it is particularly wasteful for the MPI implementation to fill in fields in this object.

To cope with this problem, there are two predefined constants, `MPI_STATUS_IGNORE` and `MPI_STATUSES_IGNORE`, which when passed to a receive, wait, or test function, inform the implementation that the status fields are not to be filled in. Note that `MPI_STATUS_IGNORE` is not a special type of `MPI_STATUS` object; rather, it is a special value for the argument. In C one would expect it to be `NULL`, not the address of a special `MPI_STATUS`.

`MPI_STATUS_IGNORE`, and the array version `MPI_STATUSES_IGNORE`, can be used everywhere a status argument is passed to a receive, wait, or test function. `MPI_STATUS_IGNORE` cannot be used when status is an IN argument. Note that in Fortran `MPI_STATUS_IGNORE` and `MPI_STATUSES_IGNORE` are objects like `MPI_BOTTOM` (not usable for initialization or assignment). See Section 2.5.4.

In general, this optimization can apply to all functions for which `status` or an array of statuses is an OUT argument. Note that this converts `status` into an INOUT argument. The functions that can be passed `MPI_STATUS_IGNORE` are all the various forms of `MPI_RECV`, `MPI_TEST`, and `MPI_WAIT`, as well as `MPI_REQUEST_GET_STATUS`. When an array is passed, as in the `MPI_{TEST|WAIT}{ALL|SOME}` functions, a separate constant, `MPI_STATUSES_IGNORE`, is passed for the array argument. It is possible for an MPI function to return `MPI_ERR_IN_STATUS` even when `MPI_STATUS_IGNORE` or `MPI_STATUSES_IGNORE` has been passed to that function.

`MPI_STATUS_IGNORE` and `MPI_STATUSES_IGNORE` are not required to have the same values in C and Fortran.

It is not allowed to have some of the statuses in an array of statuses for `MPI_{TEST|WAIT}{ALL|SOME}` functions set to `MPI_STATUS_IGNORE`; one either specifies ignoring *all* of the statuses in such a call with `MPI_STATUSES_IGNORE`, or *none* of them by passing normal statuses in all positions in the array of statuses.

There are no C++ bindings for `MPI_STATUS_IGNORE` or `MPI_STATUSES_IGNORE`. To allow an OUT or INOUT `MPI::Status` argument to be ignored, all MPI C++ bindings that have OUT or INOUT `MPI::Status` parameters are overloaded with a second version that omits the OUT or INOUT `MPI::Status` parameter.

Example 3.1 The C++ bindings for `MPI_PROBE` are:

1
2
3
4
5
6
7
8
9
10
11
12
13
14
15
16
17
18
19
20
21
22
23
24
25
26
27
28
29
30
31
32
33
34
35
36
37
38
39
40
41
42
43
44
45
46
47
48

```

1      INTEGER FH, COUNT, DATATYPE, STATUS(MPI_STATUS_SIZE), IERROR
2      INTEGER(KIND=MPI_OFFSET_KIND) OFFSET
3
4      MPI_FILE_READ_AT(FH, OFFSET, BUF, COUNT, DATATYPE, STATUS, IERROR)
5      <type> BUF(*)
6      INTEGER FH, COUNT, DATATYPE, STATUS(MPI_STATUS_SIZE), IERROR
7      INTEGER(KIND=MPI_OFFSET_KIND) OFFSET
8
9      MPI_FILE_READ(FH, BUF, COUNT, DATATYPE, STATUS, IERROR)
10     <type> BUF(*)
11     INTEGER FH, COUNT, DATATYPE, STATUS(MPI_STATUS_SIZE), IERROR
12
13     MPI_FILE_READ_ORDERED_BEGIN(FH, BUF, COUNT, DATATYPE, IERROR)
14     <type> BUF(*)
15     INTEGER FH, COUNT, DATATYPE, IERROR
16
17     MPI_FILE_READ_ORDERED_END(FH, BUF, STATUS, IERROR)
18     <type> BUF(*)
19     INTEGER FH, STATUS(MPI_STATUS_SIZE), IERROR
20
21     MPI_FILE_READ_ORDERED(FH, BUF, COUNT, DATATYPE, STATUS, IERROR)
22     <type> BUF(*)
23     INTEGER FH, COUNT, DATATYPE, STATUS(MPI_STATUS_SIZE), IERROR
24
25     MPI_FILE_READ_SHARED(FH, BUF, COUNT, DATATYPE, STATUS, IERROR)
26     <type> BUF(*)
27     INTEGER FH, COUNT, DATATYPE, STATUS(MPI_STATUS_SIZE), IERROR
28
29     MPI_FILE_READ_SHARED(FH, BUF, COUNT, DATATYPE, STATUS, IERROR)
30     <type> BUF(*)
31     INTEGER FH, COUNT, DATATYPE, STATUS(MPI_STATUS_SIZE), IERROR
32
33     MPI_FILE_READ_SHARED(FH, BUF, COUNT, DATATYPE, STATUS, IERROR)
34     <type> BUF(*)
35     INTEGER FH, COUNT, DATATYPE, STATUS(MPI_STATUS_SIZE), IERROR
36
37     MPI_FILE_READ_SHARED(FH, BUF, COUNT, DATATYPE, STATUS, IERROR)
38     <type> BUF(*)
39     INTEGER FH, COUNT, DATATYPE, STATUS(MPI_STATUS_SIZE), IERROR
40
41     MPI_FILE_READ_SHARED(FH, BUF, COUNT, DATATYPE, STATUS, IERROR)
42     <type> BUF(*)
43     INTEGER FH, COUNT, DATATYPE, STATUS(MPI_STATUS_SIZE), IERROR
44
45     MPI_FILE_READ_SHARED(FH, BUF, COUNT, DATATYPE, STATUS, IERROR)
46     <type> BUF(*)
47     INTEGER FH, COUNT, DATATYPE, STATUS(MPI_STATUS_SIZE), IERROR
48

```

```

    INTEGER(KIND=MPI_OFFSET_KIND) OFFSET
MPI_FILE_IREAD(FH, BUF, COUNT, DATATYPE, REQUEST, IERROR)
  <type> BUF(*)
    INTEGER FH, COUNT, DATATYPE, REQUEST, IERROR
MPI_FILE_IREAD_SHARED(FH, BUF, COUNT, DATATYPE, REQUEST, IERROR)
  <type> BUF(*)
    INTEGER FH, COUNT, DATATYPE, REQUEST, IERROR
MPI_FILE_IWRITE_AT(FH, OFFSET, BUF, COUNT, DATATYPE, REQUEST, IERROR)
  <type> BUF(*)
    INTEGER FH, COUNT, DATATYPE, REQUEST, IERROR
    INTEGER(KIND=MPI_OFFSET_KIND) OFFSET
MPI_FILE_IWRITE(FH, BUF, COUNT, DATATYPE, REQUEST, IERROR)
  <type> BUF(*)
    INTEGER FH, COUNT, DATATYPE, REQUEST, IERROR
MPI_FILE_IWRITE_SHARED(FH, BUF, COUNT, DATATYPE, REQUEST, IERROR)
  <type> BUF(*)
    INTEGER FH, COUNT, DATATYPE, REQUEST, IERROR
MPI_FILE_OPEN(COMM, FILENAME, AMODE, INFO, FH, IERROR)
  CHARACTER*(*) FILENAME
    INTEGER COMM, AMODE, INFO, FH, IERROR
MPI_FILE_PREALLOCATE(FH, SIZE, IERROR)
  INTEGER FH, IERROR
  INTEGER(KIND=MPI_OFFSET_KIND) SIZE
MPI_FILE_READ_ALL_BEGIN(FH, BUF, COUNT, DATATYPE, IERROR)
  <type> BUF(*)
  INTEGER FH, COUNT, DATATYPE, IERROR
MPI_FILE_READ_ALL_END(FH, BUF, STATUS, IERROR)
  <type> BUF(*)
  INTEGER FH, STATUS(MPI_STATUS_SIZE), IERROR
MPI_FILE_READ_ALL(FH, BUF, COUNT, DATATYPE, STATUS, IERROR)
  <type> BUF(*)
  INTEGER FH, COUNT, DATATYPE, STATUS(MPI_STATUS_SIZE), IERROR
MPI_FILE_READ_AT_ALL_BEGIN(FH, OFFSET, BUF, COUNT, DATATYPE, IERROR)
  <type> BUF(*)
  INTEGER FH, COUNT, DATATYPE, IERROR
  INTEGER(KIND=MPI_OFFSET_KIND) OFFSET
MPI_FILE_READ_AT_ALL_END(FH, BUF, STATUS, IERROR)
  <type> BUF(*)
  INTEGER FH, STATUS(MPI_STATUS_SIZE), IERROR
MPI_FILE_READ_AT_ALL(FH, OFFSET, BUF, COUNT, DATATYPE, STATUS, IERROR)
  <type> BUF(*)

```

1
2
3
4
5
6
7
8
9
10
11
12
13
14
15
16
17
18
19
20
21
22
23
24
25
26
27
28
29
30
31
32
33
34
35
36
37
38
39
40
41
42
43
44
45
46
47
48

```

void MPI::Comm::Probe(int source, int tag, MPI::Status& status) const
void MPI::Comm::Probe(int source, int tag) const

```

3.3 Data Type Matching and Data Conversion

3.3.1 Type Matching Rules

One can think of message transfer as consisting of the following three phases.

1. Data is pulled out of the send buffer and a message is assembled.
2. A message is transferred from sender to receiver.
3. Data is pulled from the incoming message and disassembled into the receive buffer.

Type matching has to be observed at each of these three phases: The type of each variable in the sender buffer has to match the type specified for that entry by the send operation; the type specified by the send operation has to match the type specified by the receive operation; and the type of each variable in the receive buffer has to match the type specified for that entry by the receive operation. A program that fails to observe these three rules is erroneous.

To define type matching more precisely, we need to deal with two issues: matching of types of the host language with types specified in communication operations; and matching of types at sender and receiver.

The types of a send and receive match (phase two) if both operations use identical names. That is, `MPI_INTEGER` matches `MPI_INTEGER`, `MPI_REAL` matches `MPI_REAL`, and so on. There is one exception to this rule, discussed in Section 4.2, the type `MPI_PACKED` can match any other type.

The type of a variable in a host program matches the type specified in the communication operation if the datatype name used by that operation corresponds to the basic type of the host program variable. For example, an entry with type name `MPI_INTEGER` matches a Fortran variable of type `INTEGER`. A table giving this correspondence for Fortran and C appears in Section 3.2.2. There are two exceptions to this last rule: an entry with type name `MPI_BYTE` or `MPI_PACKED` can be used to match any byte of storage (on a byte-addressable machine), irrespective of the datatype of the variable that contains this byte. The type `MPI_PACKED` is used to send data that has been explicitly packed, or receive data that will be explicitly unpacked, see Section 4.2. The type `MPI_BYTE` allows one to transfer the binary value of a byte in memory unchanged.

To summarize, the type matching rules fall into the three categories below.

- Communication of typed values (e.g., with datatype different from `MPI_BYTE`), where the datatypes of the corresponding entries in the sender program, in the send call, in the receive call and in the receiver program must all match.
- Communication of untyped values (e.g., of datatype `MPI_BYTE`), where both sender and receiver use the datatype `MPI_BYTE`. In this case, there are no requirements on the types of the corresponding entries in the sender and the receiver programs, nor is it required that they be the same.
- Communication involving packed data, where `MPI_PACKED` is used.

The following examples illustrate the first two cases.

Example 3.2 Sender and receiver specify matching types.

```
CALL MPI_COMM_RANK(comm, rank, ierr)
IF (rank.EQ.0) THEN
  CALL MPI_SEND(a(1), 10, MPI_REAL, 1, tag, comm, ierr)
ELSE IF (rank.EQ.1) THEN
  CALL MPI_RECV(b(1), 15, MPI_REAL, 0, tag, comm, status, ierr)
END IF
```

This code is correct if both *a* and *b* are real arrays of size ≥ 10 . (In Fortran, it might be correct to use this code even if *a* or *b* have size < 10 : e.g., when *a*(1) can be equivalenced to an array with ten reals.)

Example 3.3 Sender and receiver do not specify matching types.

```
CALL MPI_COMM_RANK(comm, rank, ierr)
IF (rank.EQ.0) THEN
  CALL MPI_SEND(a(1), 10, MPI_REAL, 1, tag, comm, ierr)
ELSE IF (rank.EQ.1) THEN
  CALL MPI_RECV(b(1), 40, MPI_BYTE, 0, tag, comm, status, ierr)
END IF
```

This code is erroneous, since sender and receiver do not provide matching datatype arguments.

Example 3.4 Sender and receiver specify communication of untyped values.

```
CALL MPI_COMM_RANK(comm, rank, ierr)
IF (rank.EQ.0) THEN
  CALL MPI_SEND(a(1), 40, MPI_BYTE, 1, tag, comm, ierr)
ELSE IF (rank.EQ.1) THEN
  CALL MPI_RECV(b(1), 60, MPI_BYTE, 0, tag, comm, status, ierr)
END IF
```

This code is correct, irrespective of the type and size of *a* and *b* (unless this results in an out of bound memory access).

Advice to users. If a buffer of type `MPI_BYTE` is passed as an argument to `MPI_SEND`, then MPI will send the data stored at contiguous locations, starting from the address indicated by the *buf* argument. This may have unexpected results when the data layout is not as a casual user would expect it to be. For example, some Fortran compilers implement variables of type `CHARACTER` as a structure that contains the character length and a pointer to the actual string. In such an environment, sending and receiving a Fortran `CHARACTER` variable using the `MPI_BYTE` type will not have the anticipated result of transferring the character string. For this reason, the user is advised to use typed communications whenever possible. (*End of advice to users.*)

```
1 MPI_STATUS_SET_ELEMENTS(STATUS, DATATYPE, COUNT, IERROR)
2   INTEGER STATUS(MPI_STATUS_SIZE), DATATYPE, COUNT, IERROR
3
4
5 A.3.11 I/O Fortran Bindings
6 MPI_FILE_CLOSE(FH, IERROR)
7   INTEGER FH, IERROR
8
9 MPI_FILE_DELETE(FILENAME, INFO, IERROR)
10  CHARACTER*(*) FILENAME
11  INTEGER INFO, IERROR
12
13 MPI_FILE_GET_AMODE(FH, AMODE, IERROR)
14  INTEGER FH, AMODE, IERROR
15
16 MPI_FILE_GET_ATOMICITY(FH, FLAG, IERROR)
17  INTEGER FH, IERROR
18  LOGICAL FLAG
19
20 MPI_FILE_GET_BYTE_OFFSET(FH, OFFSET, DISP, IERROR)
21  INTEGER FH, IERROR
22  INTEGER(KIND=MPI_OFFSET_KIND) OFFSET, DISP
23
24 MPI_FILE_GET_GROUP(FH, GROUP, IERROR)
25  INTEGER FH, GROUP, IERROR
26
27 MPI_FILE_GET_INFO(FH, INFO_USED, IERROR)
28  INTEGER FH, INFO_USED, IERROR
29
30 MPI_FILE_GET_POSITION(FH, OFFSET, IERROR)
31  INTEGER FH, IERROR
32  INTEGER(KIND=MPI_OFFSET_KIND) OFFSET
33
34 MPI_FILE_GET_POSITION_SHARED(FH, OFFSET, IERROR)
35  INTEGER FH, IERROR
36  INTEGER(KIND=MPI_OFFSET_KIND) OFFSET
37
38 MPI_FILE_GET_SIZE(FH, SIZE, IERROR)
39  INTEGER FH, IERROR
40  INTEGER(KIND=MPI_OFFSET_KIND) SIZE
41
42 MPI_FILE_GET_TYPE_EXTENT(FH, DATATYPE, EXTENT, IERROR)
43  INTEGER FH, DATATYPE, IERROR
44  INTEGER(KIND=MPI_ADDRESS_KIND) EXTENT
45
46 MPI_FILE_GET_VIEW(FH, DISP, ETYPE, FILETYPE, DATAREP, IERROR)
47  INTEGER FH, ETYPE, FILETYPE, IERROR
48  CHARACTER*(*) DATAREP
49  INTEGER(KIND=MPI_OFFSET_KIND) DISP
50
51 MPI_FILE_IREAD_AT(FH, OFFSET, BUF, COUNT, DATATYPE, REQUEST, IERROR)
52  <type> BUF(*)
53  INTEGER FH, COUNT, DATATYPE, REQUEST, IERROR
```

```

    INTEGER DISP_UNIT, INFO, COMM, WIN, IERROR
MPI_WIN_FENCE(ASSERT, WIN, IERROR)
    INTEGER ASSERT, WIN, IERROR
MPI_WIN_FREE(WIN, IERROR)
    INTEGER WIN, IERROR
MPI_WIN_GET_GROUP(WIN, GROUP, IERROR)
    INTEGER WIN, GROUP, IERROR
MPI_WIN_LOCK(LOCK_TYPE, RANK, ASSERT, WIN, IERROR)
    INTEGER LOCK_TYPE, RANK, ASSERT, WIN, IERROR
MPI_WIN_POST(GROUP, ASSERT, WIN, IERROR)
    INTEGER GROUP, ASSERT, WIN, IERROR
MPI_WIN_START(GROUP, ASSERT, WIN, IERROR)
    INTEGER GROUP, ASSERT, WIN, IERROR
MPI_WIN_TEST(WIN, FLAG, IERROR)
    INTEGER WIN, IERROR
    LOGICAL FLAG
MPI_WIN_UNLOCK(RANK, WIN, IERROR)
    INTEGER RANK, WIN, IERROR
MPI_WIN_WAIT(WIN, IERROR)
    INTEGER WIN, IERROR

A.3.10 External Interfaces Fortran Bindings
MPI_GREQUEST_COMPLETE(REQUEST, IERROR)
    INTEGER REQUEST, IERROR
MPI_GREQUEST_START(QUERY_FN, FREE_FN, CANCEL_FN, EXTRA_STATE, REQUEST,
    IERROR)
    INTEGER REQUEST, IERROR
    EXTERNAL QUERY_FN, FREE_FN, CANCEL_FN
    INTEGER (KIND=MPI_ADDRESS_KIND) EXTRA_STATE
MPI_INIT_THREAD(REQUIRED, PROVIDED, IERROR)
    INTEGER REQUIRED, PROVIDED, IERROR
MPI_IS_THREAD_MAIN(FLAG, IERROR)
    LOGICAL FLAG
    INTEGER IERROR
MPI_QUERY_THREAD(PROVIDED, IERROR)
    INTEGER PROVIDED, IERROR
MPI_STATUS_SET_CANCELLED(STATUS, FLAG, IERROR)
    INTEGER STATUS(MPI_STATUS_SIZE), IERROR
    LOGICAL FLAG

```

Type MPI_CHARACTER

The type MPI_CHARACTER matches one character of a Fortran variable of type CHARACTER, rather than the entire character string stored in the variable. Fortran variables of type CHARACTER or substrings are transferred as if they were arrays of characters. This is illustrated in the example below.

Example 3.5 Transfer of Fortran CHARACTERS.

```

CHARACTER*10 a
CHARACTER*10 b

CALL MPI_COMM_RANK(comm, rank, ierr)
IF (rank.EQ.0) THEN
    CALL MPI_SEND(a, 5, MPI_CHARACTER, 1, tag, comm, ierr)
ELSE IF (rank.EQ.1) THEN
    CALL MPI_RECV(b(6:10), 5, MPI_CHARACTER, 0, tag, comm, status, ierr)
END IF

```

The last five characters of string b at process 1 are replaced by the first five characters of string a at process 0.

Rationale. The alternative choice would be for MPI_CHARACTER to match a character of arbitrary length. This runs into problems.

A Fortran character variable is a constant length string, with no special termination symbol. There is no fixed convention on how to represent characters, and how to store their length. Some compilers pass a character argument to a routine as a pair of arguments, one holding the address of the string and the other holding the length of string. Consider the case of an MPI communication call that is passed a communication buffer with type defined by a derived datatype (Section 4.1). If this communicator buffer contains variables of type CHARACTER then the information on their length will not be passed to the MPI routine.

This problem forces us to provide explicit information on character length with the MPI call. One could add a length parameter to the type MPI_CHARACTER, but this does not add much convenience and the same functionality can be achieved by defining a suitable derived datatype. (*End of rationale.*)

Advice to implementors. Some compilers pass Fortran CHARACTER arguments as a structure with a length and a pointer to the actual string. In such an environment, the MPI call needs to dereference the pointer in order to reach the string. (*End of advice to implementors.*)

3.3.2 Data Conversion

One of the goals of MPI is to support parallel computations across heterogeneous environments. Communication in a heterogeneous environment may require data conversions. We use the following terminology.

type conversion changes the datatype of a value, e.g., by rounding a REAL to an INTEGER.

representation conversion changes the binary representation of a value, e.g., from Hex floating point to IEEE floating point.

The type matching rules imply that MPI communication never entails type conversion. On the other hand, MPI requires that a representation conversion be performed when a typed value is transferred across environments that use different representations for the datatype of this value. MPI does not specify rules for representation conversion. Such conversion is expected to preserve integer, logical or character values, and to convert a floating point value to the nearest value that can be represented on the target system.

Overflow and underflow exceptions may occur during floating point conversions. Conversion of integers or characters may also lead to exceptions when a value that can be represented in one system cannot be represented in the other system. An exception occurring during representation conversion results in a failure of the communication. An error occurs either in the send operation, or the receive operation, or both.

If a value sent in a message is untyped (i.e., of type `MPI_BYTE`), then the binary representation of the byte stored at the receiver is identical to the binary representation of the byte loaded at the sender. This holds true, whether sender and receiver run in the same or in distinct environments. No representation conversion is required. (Note that representation conversion may occur when values of type `MPI_CHARACTER` or `MPI_CHAR` are transferred, for example, from an EBCDIC encoding to an ASCII encoding.)

No conversion need occur when an MPI program executes in a homogeneous system, where all processes run in the same environment.

Consider the three examples, 3.2–3.4. The first program is correct, assuming that `a` and `b` are `REAL` arrays of size ≥ 10 . If the sender and receiver execute in different environments, then the ten real values that are fetched from the send buffer will be converted to the representation for reals on the receiver site before they are stored in the receive buffer. While the number of real elements fetched from the send buffer equal the number of real elements stored in the receive buffer, the number of bytes stored need not equal the number of bytes loaded. For example, the sender may use a four byte representation and the receiver an eight byte representation for reals.

The second program is erroneous, and its behavior is undefined.

The third program is correct. The exact same sequence of forty bytes that were loaded from the send buffer will be stored in the receive buffer, even if sender and receiver run in a different environment. The message sent has exactly the same length (in bytes) and the same binary representation as the message received. If `a` and `b` are of different types, or if they are of the same type but different data representations are used, then the bits stored in the receive buffer may encode values that are different from the values they encoded in the send buffer.

Data representation conversion also applies to the envelope of a message: source, destination and tag are all integers that may need to be converted.

Advice to implementors. The current definition does not require messages to carry data type information. Both sender and receiver provide complete data type information. In a heterogeneous environment, one can either use a machine independent encoding such as XDR, or have the receiver convert from the sender representation to its own, or even have the sender do the conversion.

Additional type information might be added to messages in order to allow the system to detect mismatches between datatype at sender and receiver. This might be particularly useful in a slower but safer debug mode. (*End of advice to implementors.*)

```

1          ARRAY_OF_MAXPROCS, ARRAY_OF_INFO, ROOT, COMM, INTERCOMM,
2          ARRAY_OF_ERRCODES, IERROR)
3  INTEGER COUNT, ARRAY_OF_INFO(*), ARRAY_OF_MAXPROCS(*), ROOT, COMM,
4  INTERCOMM, ARRAY_OF_ERRCODES(*), IERROR
5  CHARACTER*(*) ARRAY_OF_COMMANDS(*), ARRAY_OF_ARGV(COUNT, *)
6
7  MPI_LOOKUP_NAME(SERVICE_NAME, INFO, PORT_NAME, IERROR)
8  CHARACTER*(*) SERVICE_NAME, PORT_NAME
9  INTEGER INFO, IERROR
10
11 MPI_OPEN_PORT(INFO, PORT_NAME, IERROR)
12 CHARACTER*(*) PORT_NAME
13 INTEGER INFO, IERROR
14
15 MPI_PUBLISH_NAME(SERVICE_NAME, INFO, PORT_NAME, IERROR)
16 INTEGER INFO, IERROR
17 CHARACTER*(*) SERVICE_NAME, PORT_NAME
18
19 MPI_UNPUBLISH_NAME(SERVICE_NAME, INFO, PORT_NAME, IERROR)
20 INTEGER INFO, IERROR
21 CHARACTER*(*) SERVICE_NAME, PORT_NAME
22
23 A.3.9 One-Sided Communications Fortran Bindings
24
25 MPI_ACCUMULATE(ORIGIN_ADDR, ORIGIN_COUNT, ORIGIN_DATATYPE, TARGET_RANK,
26               TARGET_DISP, TARGET_COUNT, TARGET_DATATYPE, OP, WIN, IERROR)
27 <type> ORIGIN_ADDR(*)
28 INTEGER(KIND=MPI_ADDRESS_KIND) TARGET_DISP
29 INTEGER ORIGIN_COUNT, ORIGIN_DATATYPE, TARGET_RANK, TARGET_COUNT,
30 TARGET_DATATYPE, OP, WIN, IERROR
31
32 MPI_GET(ORIGIN_ADDR, ORIGIN_COUNT, ORIGIN_DATATYPE, TARGET_RANK,
33        TARGET_DISP, TARGET_COUNT, TARGET_DATATYPE, WIN, IERROR)
34 <type> ORIGIN_ADDR(*)
35 INTEGER(KIND=MPI_ADDRESS_KIND) TARGET_DISP
36 INTEGER ORIGIN_COUNT, ORIGIN_DATATYPE, TARGET_RANK, TARGET_COUNT,
37 TARGET_DATATYPE, WIN, IERROR
38
39 MPI_PUT(ORIGIN_ADDR, ORIGIN_COUNT, ORIGIN_DATATYPE, TARGET_RANK,
40        TARGET_DISP, TARGET_COUNT, TARGET_DATATYPE, WIN, IERROR)
41 <type> ORIGIN_ADDR(*)
42 INTEGER(KIND=MPI_ADDRESS_KIND) TARGET_DISP
43 INTEGER ORIGIN_COUNT, ORIGIN_DATATYPE, TARGET_RANK, TARGET_COUNT,
44 TARGET_DATATYPE, WIN, IERROR
45
46 MPI_WIN_COMPLETE(WIN, IERROR)
47 INTEGER WIN, IERROR
48
49 MPI_WIN_CREATE(BASE, SIZE, DISP_UNIT, INFO, COMM, WIN, IERROR)
50 <type> BASE(*)
51 INTEGER(KIND=MPI_ADDRESS_KIND) SIZE

```

```

    INTEGER INFO, IERROR
MPI_INFO_GET(INFO, KEY, VALUELEN, VALUE, FLAG, IERROR)
    INTEGER INFO, VALUELEN, IERROR
    CHARACTER*(*) KEY, VALUE
    LOGICAL FLAG
MPI_INFO_GET_NKEYS(INFO, NKEYS, IERROR)
    INTEGER INFO, NKEYS, IERROR
MPI_INFO_GET_NTHKEY(INFO, N, KEY, IERROR)
    INTEGER INFO, N, IERROR
    CHARACTER*(*) KEY
MPI_INFO_GET_VALUELEN(INFO, KEY, VALUELEN, FLAG, IERROR)
    INTEGER INFO, VALUELEN, IERROR
    LOGICAL FLAG
    CHARACTER*(*) KEY
MPI_INFO_SET(INFO, KEY, VALUE, IERROR)
    INTEGER INFO, IERROR
    CHARACTER*(*) KEY, VALUE
A.3.8 Process Creation and Management Fortran Bindings
MPI_CLOSE_PORT(PORT_NAME, IERROR)
    CHARACTER*(*) PORT_NAME
    INTEGER IERROR
MPI_COMM_ACCEPT(PORT_NAME, INFO, ROOT, COMM, NEWCOMM, IERROR)
    CHARACTER*(*) PORT_NAME
    INTEGER INFO, ROOT, COMM, NEWCOMM, IERROR
MPI_COMM_CONNECT(PORT_NAME, INFO, ROOT, COMM, NEWCOMM, IERROR)
    CHARACTER*(*) PORT_NAME
    INTEGER INFO, ROOT, COMM, NEWCOMM, IERROR
MPI_COMM_DISCONNECT(COMM, IERROR)
    INTEGER COMM, IERROR
MPI_COMM_GET_PARENT(PARENT, IERROR)
    INTEGER PARENT, IERROR
MPI_COMM_JOIN(FD, INTERCOMM, IERROR)
    INTEGER FD, INTERCOMM, IERROR
MPI_COMM_SPAWN(COMMAND, ARGV, MAXPROCS, INFO, ROOT, COMM, INTERCOMM,
    ARRAY_OF_ERRCODES, IERROR)
    CHARACTER*(*) COMMAND, ARGV(*)
    INTEGER INFO, MAXPROCS, ROOT, COMM, INTERCOMM, ARRAY_OF_ERRCODES(*),
    IERROR
MPI_COMM_SPAWN_MULTIPLE(COUNT, ARRAY_OF_COMMANDS, ARRAY_OF_ARGV,

```

```

    MPI requires support for inter-language communication, i.e., if messages are sent by a
C or C++ process and received by a Fortran process, or vice-versa. The behavior is defined
in Section 16.3 on page 478.

```

3.4 Communication Modes

The send call described in Section 3.2.1 is **blocking**: it does not return until the message data and envelope have been safely stored away so that the sender is free to access and overwrite the send buffer. The message might be copied directly into the matching receive buffer, or it might be copied into a temporary system buffer.

Message buffering decouples the send and receive operations. A blocking send can complete as soon as the message was buffered, even if no matching receive has been executed by the receiver. On the other hand, message buffering can be expensive, as it entails additional memory-to-memory copying, and it requires the allocation of memory for buffering. MPI offers the choice of several communication modes that allow one to control the choice of the communication protocol.

The send call described in Section 3.2.1 uses the **standard** communication mode. In this mode, it is up to MPI to decide whether outgoing messages will be buffered. MPI may buffer outgoing messages. In such a case, the send call may complete before a matching receive is invoked. On the other hand, buffer space may be unavailable, or MPI may choose not to buffer outgoing messages, for performance reasons. In this case, the send call will not complete until a matching receive has been posted, and the data has been moved to the receiver.

Thus, a send in standard mode can be started whether or not a matching receive has been posted. It may complete before a matching receive is posted. The standard mode send is **non-local**: successful completion of the send operation may depend on the occurrence of a matching receive.

Rationale. The reluctance of MPI to mandate whether standard sends are buffering or not stems from the desire to achieve portable programs. Since any system will run out of buffer resources as message sizes are increased, and some implementations may want to provide little buffering, MPI takes the position that correct (and therefore, portable) programs do not rely on system buffering in standard mode. Buffering may improve the performance of a correct program, but it doesn't affect the result of the program. If the user wishes to guarantee a certain amount of buffering, the user-provided buffer system of Section 3.6 should be used, along with the buffered-mode send. (*End of rationale.*)

There are three additional communication modes.

A **buffered** mode send operation can be started whether or not a matching receive has been posted. It may complete before a matching receive is posted. However, unlike the standard send, this operation is **local**, and its completion does not depend on the occurrence of a matching receive. Thus, if a send is executed and no matching receive is posted, then MPI must buffer the outgoing message, so as to allow the send call to complete. An error will occur if there is insufficient buffer space. The amount of available buffer space is controlled by the user — see Section 3.6. Buffer allocation by the user may be required for the buffered mode to be effective.

A send that uses the **synchronous** mode can be started whether or not a matching receive was posted. However, the send will complete successfully only if a matching receive is posted, and the receive operation has started to receive the message sent by the synchronous send. Thus, the completion of a synchronous send not only indicates that the send buffer can be reused, but it also indicates that the receiver has reached a certain point in its execution, namely that it has started executing the matching receive. If both sends and receives are blocking operations then the use of the synchronous mode provides synchronous communication semantics: a communication does not complete at either end before both processes rendezvous at the communication. A send executed in this mode is **non-local**.

A send that uses the **ready** communication mode may be started *only* if the matching receive is already posted. Otherwise, the operation is erroneous and its outcome is undefined. On some systems, this allows the removal of a hand-shake operation that is otherwise required and results in improved performance. The completion of the send operation does not depend on the status of a matching receive, and merely indicates that the send buffer can be reused. A send operation that uses the ready mode has the same semantics as a standard send operation, or a synchronous send operation; it is merely that the sender provides additional information to the system (namely that a matching receive is already posted), that can save some overhead. In a correct program, therefore, a ready send could be replaced by a standard send with no effect on the behavior of the program other than performance.

Three additional send functions are provided for the three additional communication modes. The communication mode is indicated by a one letter prefix: **B** for buffered, **S** for synchronous, and **R** for ready.

MPI_BSEND (buf, count, datatype, dest, tag, comm)

IN	buf	initial address of send buffer (choice)
IN	count	number of elements in send buffer (non-negative integer)
IN	datatype	datatype of each send buffer element (handle)
IN	dest	rank of destination (integer)
IN	tag	message tag (integer)
IN	comm	communicator (handle)

```
int MPI_Bsend(void* buf, int count, MPI_Datatype datatype, int dest,
             int tag, MPI_Comm comm)
```

```
MPI_BSEND(BUF, COUNT, DATATYPE, DEST, TAG, COMM, IERROR)
<type> BUF(*)
INTEGER COUNT, DATATYPE, DEST, TAG, COMM, IERROR
```

```
void MPI::Comm::Bsend(const void* buf, int count, const
                    MPI::Datatype& datatype, int dest, int tag) const
```

Send in buffered mode.

```
1 MPI_FILE_SET_ERRHANDLER(FILE, ERRHANDLER, IERROR)
2   INTEGER FILE, ERRHANDLER, IERROR
3
4 MPI_FINALIZED(FLAG, IERROR)
5   LOGICAL FLAG
6   INTEGER IERROR
7
8 MPI_FINALIZE(IERROR)
9   INTEGER IERROR
10
11 MPI_FREE_MEM(BASE, IERROR)
12   <type> BASE(*)
13   INTEGER IERROR
14
15 MPI_GET_PROCESSOR_NAME( NAME, RESULTLEN, IERROR)
16   CHARACTER*(*) NAME
17   INTEGER RESULTLEN, IERROR
18
19 MPI_GET_VERSION(VERSION, SUBVERSION, IERROR)
20   INTEGER VERSION, SUBVERSION, IERROR
21
22 MPI_INITIALIZED(FLAG, IERROR)
23   LOGICAL FLAG
24   INTEGER IERROR
25
26 MPI_INIT(IERROR)
27   INTEGER IERROR
28
29 MPI_WIN_CALL_ERRHANDLER(WIN, ERRORCODE, IERROR)
30   INTEGER WIN, ERRORCODE, IERROR
31
32 MPI_WIN_CREATE_ERRHANDLER(FUNCTION, ERRHANDLER, IERROR)
33   EXTERNAL FUNCTION
34   INTEGER ERRHANDLER, IERROR
35
36 MPI_WIN_GET_ERRHANDLER(WIN, ERRHANDLER, IERROR)
37   INTEGER WIN, ERRHANDLER, IERROR
38
39 MPI_WIN_SET_ERRHANDLER(WIN, ERRHANDLER, IERROR)
40   INTEGER WIN, ERRHANDLER, IERROR
41
42
43
44
45
46
47
48
```

A.3.7 The Info Object Fortran Bindings

```
MPI_INFO_CREATE(INFO, IERROR)
INTEGER INFO, IERROR

MPI_INFO_DELETE(INFO, KEY, IERROR)
INTEGER INFO, IERROR
CHARACTER*(*) KEY

MPI_INFO_DUP(INFO, NEWINFO, IERROR)
INTEGER INFO, NEWINFO, IERROR

MPI_INFO_FREE(INFO, IERROR)
```


A.3.6 MPI Environmenta Management Fortran Bindings

```

1
2
3
4
5
6
7
8
9
10
11
12
13
14
15
16
17
18
19
20
21
22
23
24
25
26
27
28
29
30
31
32
33
34
35
36
37
38
39
40
41
42
43
44
45
46
47
48
DOUBLE PRECISION MPI_WTICK()
DOUBLE PRECISION MPI_WTIME()
MPI_ABORT(COMM, ERRORCODE, IERROR)
  INTEGER COMM, ERRORCODE, IERROR
MPI_ADD_ERROR_CLASS(ERRORCLASS, IERROR)
  INTEGER ERRORCLASS, IERROR
MPI_ADD_ERROR_CODE(ERRORCLASS, ERRORCODE, IERROR)
  INTEGER ERRORCLASS, ERRORCODE, IERROR
MPI_ADD_ERROR_STRING(ERRORCODE, STRING, IERROR)
  INTEGER ERRORCODE, IERROR
  CHARACTER*(*) STRING
MPI_ALLOC_MEM(SIZE, INFO, BASEPTR, IERROR)
  INTEGER INFO, IERROR
  INTEGER(KIND=MPI_ADDRESS_KIND) SIZE, BASEPTR
MPI_COMM_CALL_ERRHANDLER(COMM, ERRORCODE, IERROR)
  INTEGER COMM, ERRORCODE, IERROR
MPI_COMM_CREATE_ERRHANDLER(FUNCTION, ERRHANDLER, IERROR)
  EXTERNAL FUNCTION
  INTEGER ERRHANDLER, IERROR
MPI_COMM_GET_ERRHANDLER(COMM, ERRHANDLER, IERROR)
  INTEGER COMM, ERRHANDLER, IERROR
MPI_COMM_SET_ERRHANDLER(COMM, ERRHANDLER, IERROR)
  INTEGER COMM, ERRHANDLER, IERROR
MPI_ERRHANDLER_FREE(ERRHANDLER, IERROR)
  INTEGER ERRHANDLER, IERROR
MPI_ERROR_CLASS(ERRORCODE, ERRORCLASS, IERROR)
  INTEGER ERRORCODE, ERRORCLASS, IERROR
MPI_ERROR_STRING(ERRORCODE, STRING, RESULTLEN, IERROR)
  INTEGER ERRORCODE, RESULTLEN, IERROR
  CHARACTER*(*) STRING
MPI_FILE_CALL_ERRHANDLER(FH, ERRORCODE, IERROR)
  INTEGER FH, ERRORCODE, IERROR
MPI_FILE_CREATE_ERRHANDLER(FUNCTION, ERRHANDLER, IERROR)
  EXTERNAL FUNCTION
  INTEGER ERRHANDLER, IERROR
MPI_FILE_GET_ERRHANDLER(FILE, ERRHANDLER, IERROR)
  INTEGER FILE, ERRHANDLER, IERROR

```

```

1 MPI_SSEND (buf, count, datatype, dest, tag, comm)
2
3   IN      buf          initial address of send buffer (choice)
4   IN      count        number of elements in send buffer (non-negative inte-
5                       ger)
6   IN      datatype     datatype of each send buffer element (handle)
7   IN      dest         rank of destination (integer)
8   IN      tag          message tag (integer)
9   IN      comm         communicator (handle)
10
11
12 int MPI_Ssend(void* buf, int count, MPI_Datatype datatype, int dest,
13              int tag, MPI_Comm comm)
14
15 MPI_SSEND(BUF, COUNT, DATATYPE, DEST, TAG, COMM, IERROR)
16   <type> BUF(*)
17   INTEGER COUNT, DATATYPE, DEST, TAG, COMM, IERROR
18 void MPI::Comm::Ssend(const void* buf, int count, const
19                      MPI::Datatype& datatype, int dest, int tag) const
20
21   Send in synchronous mode.
22
23 MPI_RSEND (buf, count, datatype, dest, tag, comm)
24
25   IN      buf          initial address of send buffer (choice)
26   IN      count        number of elements in send buffer (non-negative inte-
27                       ger)
28   IN      datatype     datatype of each send buffer element (handle)
29   IN      dest         rank of destination (integer)
30   IN      tag          message tag (integer)
31   IN      comm         communicator (handle)
32
33
34 int MPI_Rsend(void* buf, int count, MPI_Datatype datatype, int dest,
35              int tag, MPI_Comm comm)
36
37 MPI_RSEND(BUF, COUNT, DATATYPE, DEST, TAG, COMM, IERROR)
38   <type> BUF(*)
39   INTEGER COUNT, DATATYPE, DEST, TAG, COMM, IERROR
40 void MPI::Comm::Rsend(const void* buf, int count, const
41                      MPI::Datatype& datatype, int dest, int tag) const
42
43   Send in ready mode.
44
45   There is only one receive operation, but it matches any of the send modes. The receive
46   operation described in the last section is blocking: it returns only after the receive buffer
47   contains the newly received message. A receive can complete before the matching send has
48   completed (of course, it can complete only after the matching send has started).

```

In a multi-threaded implementation of MPI, the system may de-schedule a thread that is blocked on a send or receive operation, and schedule another thread for execution in the same address space. In such a case it is the user's responsibility not to access or modify a communication buffer until the communication completes. Otherwise, the outcome of the computation is undefined.

Rationale. We prohibit read accesses to a send buffer while it is being used, even though the send operation is not supposed to alter the content of this buffer. This may seem more stringent than necessary, but the additional restriction causes little loss of functionality and allows better performance on some systems — consider the case where data transfer is done by a DMA engine that is not cache-coherent with the main processor. (*End of rationale.*)

Advice to implementors. Since a synchronous send cannot complete before a matching receive is posted, one will not normally buffer messages sent by such an operation.

It is recommended to choose buffering over blocking the sender, whenever possible, for standard sends. The programmer can signal his or her preference for blocking the sender until a matching receive occurs by using the synchronous send mode.

A possible communication protocol for the various communication modes is outlined below.

ready send: The message is sent as soon as possible.

synchronous send: The sender sends a request-to-send message. The receiver stores this request. When a matching receive is posted, the receiver sends back a permission-to-send message, and the sender now sends the message.

standard send: First protocol may be used for short messages, and second protocol for long messages.

buffered send: The sender copies the message into a buffer and then sends it with a nonblocking send (using the same protocol as for standard send).

Additional control messages might be needed for flow control and error recovery. Of course, there are many other possible protocols.

Ready send can be implemented as a standard send. In this case there will be no performance advantage (or disadvantage) for the use of ready send.

A standard send can be implemented as a synchronous send. In such a case, no data buffering is needed. However, users may expect some buffering.

In a multi-threaded environment, the execution of a blocking communication should block only the executing thread, allowing the thread scheduler to de-schedule this thread and schedule another thread for execution. (*End of advice to implementors.*)

3.5 Semantics of Point-to-Point Communication

A valid MPI implementation guarantees certain general properties of point-to-point communication, which are described in this section.

A.3.5 Process Topologies Fortran Bindings

```

1  MPI_CART_COORDS(COMM, RANK, MAXDIMS, COORDS, IERROR)
2  INTEGER COMM, RANK, MAXDIMS, COORDS(*), IERROR
3
4  MPI_CART_CREATE(COMM_OLD, NDIMS, DIMS, PERIODS, REORDER, COMM_CART, IERROR)
5  INTEGER COMM_OLD, NDIMS, DIMS(*), COMM_CART, IERROR
6  LOGICAL PERIODS(*), REORDER
7
8  MPI_CARTDIM_GET(COMM, NDIMS, IERROR)
9  INTEGER COMM, NDIMS, IERROR
10
11 MPI_CART_GET(COMM, MAXDIMS, DIMS, PERIODS, COORDS, IERROR)
12 INTEGER COMM, MAXDIMS, DIMS(*), COORDS(*), IERROR
13 LOGICAL PERIODS(*)
14
15 MPI_CART_MAP(COMM, NDIMS, DIMS, PERIODS, NEWRANK, IERROR)
16 INTEGER COMM, NDIMS, DIMS(*), NEWRANK, IERROR
17 LOGICAL PERIODS(*)
18
19 MPI_CART_RANK(COMM, COORDS, RANK, IERROR)
20 INTEGER COMM, COORDS(*), RANK, IERROR
21
22 MPI_CART_SHIFT(COMM, DIRECTION, DISP, RANK_SOURCE, RANK_DEST, IERROR)
23 INTEGER COMM, DIRECTION, DISP, RANK_SOURCE, RANK_DEST, IERROR
24
25 MPI_CART_SUB(COMM, REMAIN_DIMS, NEWCOMM, IERROR)
26 INTEGER COMM, NEWCOMM, IERROR
27 LOGICAL REMAIN_DIMS(*)
28
29 MPI_DIMS_CREATE(NNODES, NDIMS, DIMS, IERROR)
30 INTEGER NNODES, NDIMS, DIMS(*), IERROR
31
32 MPI_GRAPH_CREATE(COMM_OLD, NNODES, INDEX, EDGES, REORDER, COMM_GRAPH,
33 IERROR)
34 INTEGER COMM_OLD, NNODES, INDEX(*), EDGES(*), COMM_GRAPH, IERROR
35 LOGICAL REORDER
36
37 MPI_GRAPHDIMS_GET(COMM, NNODES, NEDGES, IERROR)
38 INTEGER COMM, NNODES, NEDGES, IERROR
39
40 MPI_GRAPH_GET(COMM, MAXINDEX, MAXEDGES, INDEX, EDGES, IERROR)
41 INTEGER COMM, MAXINDEX, MAXEDGES, INDEX(*), EDGES(*), IERROR
42
43 MPI_GRAPH_MAP(COMM, NNODES, INDEX, EDGES, NEWRANK, IERROR)
44 INTEGER COMM, NNODES, INDEX(*), EDGES(*), NEWRANK, IERROR
45
46 MPI_GRAPH_NEIGHBORS(COMM, RANK, MAXNEIGHBORS, NEIGHBORS, IERROR)
47 INTEGER COMM, RANK, MAXNEIGHBORS, NEIGHBORS(*), IERROR
48
49 MPI_GRAPH_NEIGHBORS_COUNT(COMM, RANK, NNEIGHBORS, IERROR)
50 INTEGER COMM, RANK, NNEIGHBORS, IERROR
51
52 MPI_TOPO_TEST(COMM, STATUS, IERROR)
53 INTEGER COMM, STATUS, IERROR

```

```

1  INTEGER TYPE, IERROR
2  CHARACTER*(*) TYPE_NAME
3
4  MPI_WIN_CREATE_KEYVAL(WIN_COPY_ATTR_FN, WIN_DELETE_ATTR_FN, WIN_KEYVAL,
5  EXTRA_STATE, IERROR)
6  EXTERNAL WIN_COPY_ATTR_FN, WIN_DELETE_ATTR_FN
7  INTEGER WIN_KEYVAL, IERROR
8  INTEGER(KIND=MPI_ADDRESS_KIND) EXTRA_STATE
9
10 MPI_WIN_DELETE_ATTR(WIN, WIN_KEYVAL, IERROR)
11 INTEGER WIN, WIN_KEYVAL, IERROR
12
13 MPI_WIN_DUP_FN(OLDWIN, WIN_KEYVAL, EXTRA_STATE, ATTRIBUTE_VAL_IN,
14 ATTRIBUTE_VAL_OUT, FLAG, IERROR)
15 INTEGER OLDWIN, WIN_KEYVAL, IERROR
16 INTEGER(KIND=MPI_ADDRESS_KIND) EXTRA_STATE, ATTRIBUTE_VAL_IN,
17 ATTRIBUTE_VAL_OUT
18 LOGICAL FLAG
19
20 MPI_WIN_FREE_KEYVAL(WIN_KEYVAL, IERROR)
21 INTEGER WIN_KEYVAL, IERROR
22
23 MPI_WIN_GET_ATTR(WIN, WIN_KEYVAL, ATTRIBUTE_VAL, FLAG, IERROR)
24 INTEGER WIN, WIN_KEYVAL, IERROR
25 INTEGER(KIND=MPI_ADDRESS_KIND) ATTRIBUTE_VAL
26 LOGICAL FLAG
27
28 MPI_WIN_GET_NAME(WIN, WIN_NAME, RESULTLEN, IERROR)
29 INTEGER WIN, RESULTLEN, IERROR
30 CHARACTER*(*) WIN_NAME
31
32 MPI_WIN_NULL_COPY_FN(OLDWIN, WIN_KEYVAL, EXTRA_STATE, ATTRIBUTE_VAL_IN,
33 ATTRIBUTE_VAL_OUT, FLAG, IERROR)
34 INTEGER OLDWIN, WIN_KEYVAL, IERROR
35 INTEGER(KIND=MPI_ADDRESS_KIND) EXTRA_STATE, ATTRIBUTE_VAL_IN,
36 ATTRIBUTE_VAL_OUT
37 LOGICAL FLAG
38
39 MPI_WIN_NULL_DELETE_FN(WIN, WIN_KEYVAL, ATTRIBUTE_VAL, EXTRA_STATE, IERROR)
40 INTEGER WIN, WIN_KEYVAL, IERROR
41 INTEGER(KIND=MPI_ADDRESS_KIND) ATTRIBUTE_VAL, EXTRA_STATE
42
43 MPI_WIN_SET_ATTR(WIN, WIN_KEYVAL, ATTRIBUTE_VAL, IERROR)
44 INTEGER WIN, WIN_KEYVAL, IERROR
45 INTEGER(KIND=MPI_ADDRESS_KIND) ATTRIBUTE_VAL
46
47 MPI_WIN_SET_NAME(WIN, WIN_NAME, IERROR)
48 INTEGER WIN, IERROR
49 CHARACTER*(*) WIN_NAME

```

Order Messages are *non-overtaking*: If a sender sends two messages in succession to the same destination, and both match the same receive, then this operation cannot receive the second message if the first one is still pending. If a receiver posts two receives in succession, and both match the same message, then the second receive operation cannot be satisfied by this message, if the first one is still pending. This requirement facilitates matching of sends to receives. It guarantees that message-passing code is deterministic, if processes are single-threaded and the wildcard `MPI_ANY_SOURCE` is not used in receives. (Some of the calls described later, such as `MPI_CANCEL` or `MPI_WAITANY`, are additional sources of nondeterminism.)

If a process has a single thread of execution, then any two communications executed by this process are ordered. On the other hand, if the process is multi-threaded, then the semantics of thread execution may not define a relative order between two send operations executed by two distinct threads. The operations are logically concurrent, even if one physically precedes the other. In such a case, the two messages sent can be received in any order. Similarly, if two receive operations that are logically concurrent receive two successively sent messages, then the two messages can match the two receives in either order.

Example 3.6 An example of non-overtaking messages.

```

1  CALL MPI_COMM_RANK(comm, rank, ierr)
2  IF (rank.EQ.0) THEN
3      CALL MPI_BSEND(buf1, count, MPI_REAL, 1, tag, comm, ierr)
4      CALL MPI_BSEND(buf2, count, MPI_REAL, 1, tag, comm, ierr)
5  ELSE IF (rank.EQ.1) THEN
6      CALL MPI_RECV(buf1, count, MPI_REAL, 0, MPI_ANY_TAG, comm, status, ierr)
7      CALL MPI_RECV(buf2, count, MPI_REAL, 0, tag, comm, status, ierr)
8  END IF

```

The message sent by the first send must be received by the first receive, and the message sent by the second send must be received by the second receive.

Progress If a pair of matching send and receives have been initiated on two processes, then at least one of these two operations will complete, independently of other actions in the system: the send operation will complete, unless the receive is satisfied by another message, and completes; the receive operation will complete, unless the message sent is consumed by another matching receive that was posted at the same destination process.

Example 3.7 An example of two, intertwined matching pairs.

```

1  CALL MPI_COMM_RANK(comm, rank, ierr)
2  IF (rank.EQ.0) THEN
3      CALL MPI_BSEND(buf1, count, MPI_REAL, 1, tag1, comm, ierr)
4      CALL MPI_SSEND(buf2, count, MPI_REAL, 1, tag2, comm, ierr)
5  ELSE IF (rank.EQ.1) THEN
6      CALL MPI_RECV(buf1, count, MPI_REAL, 0, tag2, comm, status, ierr)
7      CALL MPI_RECV(buf2, count, MPI_REAL, 0, tag1, comm, status, ierr)
8  END IF

```

Both processes invoke their first communication call. Since the first send of process zero uses the buffered mode, it must complete, irrespective of the state of process one. Since no matching receive is posted, the message will be copied into buffer space. (If insufficient buffer space is available, then the program will fail.) The second send is then invoked. At that point, a matching pair of send and receive operation is enabled, and both operations must complete. Process one next invokes its second receive call, which will be satisfied by the buffered message. Note that process one received the messages in the reverse order they were sent.

Fairness MPI makes no guarantee of *fairness* in the handling of communication. Suppose that a send is posted. Then it is possible that the destination process repeatedly posts a receive that matches this send, yet the message is never received, because it is each time overtaken by another message, sent from another source. Similarly, suppose that a receive was posted by a multi-threaded process. Then it is possible that messages that match this receive are repeatedly received, yet the receive is never satisfied, because it is overtaken by other receives posted at this node (by other executing threads). It is the programmer's responsibility to prevent starvation in such situations.

Resource limitations Any pending communication operation consumes system resources that are limited. Errors may occur when lack of resources prevent the execution of an MPI call. A quality implementation will use a (small) fixed amount of resources for each pending send in the ready or synchronous mode and for each pending receive. However, buffer space may be consumed to store messages sent in standard mode, and must be consumed to store messages sent in buffered mode, when no matching receive is available. The amount of space available for buffering will be much smaller than program data memory on many systems. Then, it will be easy to write programs that overrun available buffer space.

MPI allows the user to provide buffer memory for messages sent in the buffered mode. Furthermore, MPI specifies a detailed operational model for the use of this buffer. An MPI implementation is required to do no worse than implied by this model. This allows users to avoid buffer overflows when they use buffered sends. Buffer allocation and use is described in Section 3.6.

A buffered send operation that cannot complete because of a lack of buffer space is erroneous. When such a situation is detected, an error is signalled that may cause the program to terminate abnormally. On the other hand, a standard send operation that cannot complete because of lack of buffer space will merely block, waiting for buffer space to become available or for a matching receive to be posted. This behavior is preferable in many situations. Consider a situation where a producer repeatedly produces new values and sends them to a consumer. Assume that the producer produces new values faster than the consumer can consume them. If buffered sends are used, then a buffer overflow will result. Additional synchronization has to be added to the program so as to prevent this from occurring. If standard sends are used, then the producer will be automatically throttled, as its send operations will block when buffer space is unavailable.

In some situations, a lack of buffer space leads to deadlock situations. This is illustrated by the examples below.

Example 3.8 An exchange of messages.

```
CALL MPI_COMM_RANK(comm, rank, ierr)
```

```

1          TAG, NEWINTERCOMM, IERROR)
2  INTEGER LOCAL_COMM, LOCAL_LEADER, PEER_COMM, REMOTE_LEADER, TAG,
3  NEWINTERCOMM, IERROR
4
5  MPI_INTERCOMM_MERGE(INTERCOMM, HIGH, INTRACOMM, IERROR)
6  INTEGER INTERCOMM, INTRACOMM, IERROR
7  LOGICAL HIGH
8
9  MPI_TYPE_CREATE_KEYVAL(TYPE_COPY_ATTR_FN, TYPE_DELETE_ATTR_FN, TYPE_KEYVAL,
10     EXTRA_STATE, IERROR)
11  EXTERNAL TYPE_COPY_ATTR_FN, TYPE_DELETE_ATTR_FN
12  INTEGER TYPE_KEYVAL, IERROR
13  INTEGER(KIND=MPI_ADDRESS_KIND) EXTRA_STATE
14  MPI_TYPE_DELETE_ATTR(TYPE, TYPE_KEYVAL, IERROR)
15  INTEGER TYPE, TYPE_KEYVAL, IERROR
16
17  MPI_TYPE_DUP_FN(OLDTYPE, TYPE_KEYVAL, EXTRA_STATE, ATTRIBUTE_VAL_IN,
18     ATTRIBUTE_VAL_OUT, FLAG, IERROR)
19  INTEGER OLDTYPE, TYPE_KEYVAL, IERROR
20  INTEGER(KIND=MPI_ADDRESS_KIND) EXTRA_STATE, ATTRIBUTE_VAL_IN,
21     ATTRIBUTE_VAL_OUT
22  LOGICAL FLAG
23
24  MPI_TYPE_FREE_KEYVAL(TYPE_KEYVAL, IERROR)
25  INTEGER TYPE_KEYVAL, IERROR
26
27  MPI_TYPE_GET_ATTR(TYPE, TYPE_KEYVAL, ATTRIBUTE_VAL, FLAG, IERROR)
28  INTEGER TYPE, TYPE_KEYVAL, IERROR
29  INTEGER(KIND=MPI_ADDRESS_KIND) ATTRIBUTE_VAL
30  LOGICAL FLAG
31
32  MPI_TYPE_GET_NAME(TYPE, TYPE_NAME, RESULTLEN, IERROR)
33  INTEGER TYPE, RESULTLEN, IERROR
34  CHARACTER*(*) TYPE_NAME
35
36  MPI_TYPE_NULL_COPY_FN(OLDTYPE, TYPE_KEYVAL, EXTRA_STATE, ATTRIBUTE_VAL_IN,
37     ATTRIBUTE_VAL_OUT, FLAG, IERROR)
38  INTEGER OLDTYPE, TYPE_KEYVAL, IERROR
39  INTEGER(KIND=MPI_ADDRESS_KIND) EXTRA_STATE, ATTRIBUTE_VAL_IN,
40     ATTRIBUTE_VAL_OUT
41  LOGICAL FLAG
42
43  MPI_TYPE_NULL_DELETE_FN(TYPE, TYPE_KEYVAL, ATTRIBUTE_VAL, EXTRA_STATE,
44     IERROR)
45  INTEGER TYPE, TYPE_KEYVAL, IERROR
46  INTEGER(KIND=MPI_ADDRESS_KIND) ATTRIBUTE_VAL, EXTRA_STATE
47
48  MPI_TYPE_SET_ATTR(TYPE, TYPE_KEYVAL, ATTRIBUTE_VAL, IERROR)
49  INTEGER TYPE, TYPE_KEYVAL, IERROR
50  INTEGER(KIND=MPI_ADDRESS_KIND) ATTRIBUTE_VAL
51
52  MPI_TYPE_SET_NAME(TYPE, TYPE_NAME, IERROR)

```

```

MPI_COMM_SET_ATTR(COMM, COMM_KEYVAL, ATTRIBUTE_VAL, IERROR)
  INTEGER COMM, COMM_KEYVAL, IERROR
  INTEGER(KIND=MPI_ADDRESS_KIND) ATTRIBUTE_VAL
MPI_COMM_SET_NAME(COMM, COMM_NAME, IERROR)
  INTEGER COMM, IERROR
  CHARACTER*(*) COMM_NAME
MPI_COMM_SIZE(COMM, SIZE, IERROR)
  INTEGER COMM, SIZE, IERROR
MPI_COMM_SPLIT(COMM, COLOR, KEY, NEWCOMM, IERROR)
  INTEGER COMM, COLOR, KEY, NEWCOMM, IERROR
MPI_COMM_TEST_INTER(COMM, FLAG, IERROR)
  INTEGER COMM, IERROR
  LOGICAL FLAG
MPI_GROUP_COMPARE(GROUP1, GROUP2, RESULT, IERROR)
  INTEGER GROUP1, GROUP2, RESULT, IERROR
MPI_GROUP_DIFFERENCE(GROUP1, GROUP2, NEWGROUP, IERROR)
  INTEGER GROUP1, GROUP2, NEWGROUP, IERROR
MPI_GROUP_EXCL(GROUP, N, RANKS, NEWGROUP, IERROR)
  INTEGER GROUP, N, RANKS(*), NEWGROUP, IERROR
MPI_GROUP_FREE(GROUP, IERROR)
  INTEGER GROUP, IERROR
MPI_GROUP_INCL(GROUP, N, RANKS, NEWGROUP, IERROR)
  INTEGER GROUP, N, RANKS(*), NEWGROUP, IERROR
MPI_GROUP_INTERSECTION(GROUP1, GROUP2, NEWGROUP, IERROR)
  INTEGER GROUP1, GROUP2, NEWGROUP, IERROR
MPI_GROUP_RANGE_EXCL(GROUP, N, RANGES, NEWGROUP, IERROR)
  INTEGER GROUP, N, RANGES(3,*), NEWGROUP, IERROR
MPI_GROUP_RANGE_INCL(GROUP, N, RANGES, NEWGROUP, IERROR)
  INTEGER GROUP, N, RANGES(3,*), NEWGROUP, IERROR
MPI_GROUP_RANK(GROUP, RANK, IERROR)
  INTEGER GROUP, RANK, IERROR
MPI_GROUP_SIZE(GROUP, SIZE, IERROR)
  INTEGER GROUP, SIZE, IERROR
MPI_GROUP_TRANSLATE_RANKS(GROUP1, N, RANKS1, GROUP2, RANKS2, IERROR)
  INTEGER GROUP1, N, RANKS1(*), GROUP2, RANKS2(*), IERROR
MPI_GROUP_UNION(GROUP1, GROUP2, NEWGROUP, IERROR)
  INTEGER GROUP1, GROUP2, NEWGROUP, IERROR
MPI_INTERCOMM_CREATE(LOCAL_COMM, LOCAL_LEADER, PEER_COMM, REMOTE_LEADER,

```

```

1 IF (rank.EQ.0) THEN
2   CALL MPI_SEND(sendbuf, count, MPI_REAL, 1, tag, comm, ierr)
3   CALL MPI_RECV(recvbuf, count, MPI_REAL, 1, tag, comm, status, ierr)
4 ELSE IF (rank.EQ.1) THEN
5   CALL MPI_RECV(recvbuf, count, MPI_REAL, 0, tag, comm, status, ierr)
6   CALL MPI_SEND(sendbuf, count, MPI_REAL, 0, tag, comm, ierr)
7 END IF
8

```

This program will succeed even if no buffer space for data is available. The standard send operation can be replaced, in this example, with a synchronous send.

Example 3.9 An errant attempt to exchange messages.

```

14 CALL MPI_COMM_RANK(comm, rank, ierr)
15 IF (rank.EQ.0) THEN
16   CALL MPI_RECV(recvbuf, count, MPI_REAL, 1, tag, comm, status, ierr)
17   CALL MPI_SEND(sendbuf, count, MPI_REAL, 1, tag, comm, ierr)
18 ELSE IF (rank.EQ.1) THEN
19   CALL MPI_RECV(recvbuf, count, MPI_REAL, 0, tag, comm, status, ierr)
20   CALL MPI_SEND(sendbuf, count, MPI_REAL, 0, tag, comm, ierr)
21 END IF
22

```

The receive operation of the first process must complete before its send, and can complete only if the matching send of the second processor is executed. The receive operation of the second process must complete before its send and can complete only if the matching send of the first process is executed. This program will always deadlock. The same holds for any other send mode.

Example 3.10 An exchange that relies on buffering.

```

29 CALL MPI_COMM_RANK(comm, rank, ierr)
30 IF (rank.EQ.0) THEN
31   CALL MPI_SEND(sendbuf, count, MPI_REAL, 1, tag, comm, ierr)
32   CALL MPI_RECV(recvbuf, count, MPI_REAL, 1, tag, comm, status, ierr)
33 ELSE IF (rank.EQ.1) THEN
34   CALL MPI_SEND(sendbuf, count, MPI_REAL, 0, tag, comm, ierr)
35   CALL MPI_RECV(recvbuf, count, MPI_REAL, 0, tag, comm, status, ierr)
36 END IF
37

```

The message sent by each process has to be copied out before the send operation returns and the receive operation starts. For the program to complete, it is necessary that at least one of the two messages sent be buffered. Thus, this program can succeed only if the communication system can buffer at least count words of data.

Advice to users. When standard send operations are used, then a deadlock situation may occur where both processes are blocked because buffer space is not available. The same will certainly happen, if the synchronous mode is used. If the buffered mode is used, and not enough buffer space is available, then the program will not complete either. However, rather than a deadlock situation, we shall have a buffer overflow error.

A program is “safe” if no message buffering is required for the program to complete. One can replace all sends in such program with synchronous sends, and the program will still run correctly. This conservative programming style provides the best portability, since program completion does not depend on the amount of buffer space available or on the communication protocol used.

Many programmers prefer to have more leeway and opt to use the “unsafe” programming style shown in example 3.10. In such cases, the use of standard sends is likely to provide the best compromise between performance and robustness: quality implementations will provide sufficient buffering so that “common practice” programs will not deadlock. The buffered send mode can be used for programs that require more buffering, or in situations where the programmer wants more control. This mode might also be used for debugging purposes, as buffer overflow conditions are easier to diagnose than deadlock conditions.

Nonblocking message-passing operations, as described in Section 3.7, can be used to avoid the need for buffering outgoing messages. This prevents deadlocks due to lack of buffer space, and improves performance, by allowing overlap of computation and communication, and avoiding the overheads of allocating buffers and copying messages into buffers. (*End of advice to users.*)

3.6 Buffer Allocation and Usage

A user may specify a buffer to be used for buffering messages sent in buffered mode. Buffering is done by the sender.

`MPI_BUFFER_ATTACH(buffer, size)`

IN buffer initial buffer address (choice)
IN size buffer size, in bytes (non-negative integer)

`int MPI_Buffer_attach(void* buffer, int size)`

`MPI_BUFFER_ATTACH(BUFFER, SIZE, IERROR)`

<type> BUFFER(*)
INTEGER SIZE, IERROR

`void MPI::Attach_buffer(void* buffer, int size)`

Provides to MPI a buffer in the user’s memory to be used for buffering outgoing messages. The buffer is used only by messages sent in buffered mode. Only one buffer can be attached to a process at a time.

`MPI_BUFFER_DETACH(buffer_addr, size)`

OUT buffer_addr initial buffer address (choice)
OUT size buffer size, in bytes (non-negative integer)

`int MPI_Buffer_detach(void* buffer_addr, int* size)`

1 INTEGER(KIND=MPI_ADDRESS_KIND) EXTRA_STATE
2
3 MPI_COMM_DELETE_ATTR(COMM, COMM_KEYVAL, IERROR)
4 INTEGER COMM, COMM_KEYVAL, IERROR
5
6 MPI_COMM_DUP(COMM, NEWCOMM, IERROR)
7 INTEGER COMM, NEWCOMM, IERROR
8
9 MPI_COMM_DUP_FN(OLDCOMM, COMM_KEYVAL, EXTRA_STATE, ATTRIBUTE_VAL_IN,
10 ATTRIBUTE_VAL_OUT, FLAG, IERROR)
11 INTEGER OLDCOMM, COMM_KEYVAL, IERROR
12 INTEGER(KIND=MPI_ADDRESS_KIND) EXTRA_STATE, ATTRIBUTE_VAL_IN,
13 ATTRIBUTE_VAL_OUT
14 LOGICAL FLAG
15
16 MPI_COMM_FREE(COMM, IERROR)
17 INTEGER COMM, IERROR
18
19 MPI_COMM_FREE_KEYVAL(COMM_KEYVAL, IERROR)
20 INTEGER COMM_KEYVAL, IERROR
21
22 MPI_COMM_GET_ATTR(COMM, COMM_KEYVAL, ATTRIBUTE_VAL, FLAG, IERROR)
23 INTEGER COMM, COMM_KEYVAL, IERROR
24 INTEGER(KIND=MPI_ADDRESS_KIND) ATTRIBUTE_VAL
25 LOGICAL FLAG
26
27 MPI_COMM_GET_NAME(COMM, COMM_NAME, RESULTLEN, IERROR)
28 INTEGER COMM, RESULTLEN, IERROR
29 CHARACTER*(*) COMM_NAME
30
31 MPI_COMM_GROUP(COMM, GROUP, IERROR)
32 INTEGER COMM, GROUP, IERROR
33
34 MPI_COMM_NULL_COPY_FN(OLDCOMM, COMM_KEYVAL, EXTRA_STATE, ATTRIBUTE_VAL_IN,
35 ATTRIBUTE_VAL_OUT, FLAG, IERROR)
36 INTEGER OLDCOMM, COMM_KEYVAL, IERROR
37 INTEGER(KIND=MPI_ADDRESS_KIND) EXTRA_STATE, ATTRIBUTE_VAL_IN,
38 ATTRIBUTE_VAL_OUT
39 LOGICAL FLAG
40
41 MPI_COMM_NULL_DELETE_FN(COMM, COMM_KEYVAL, ATTRIBUTE_VAL, EXTRA_STATE,
42 IERROR)
43 INTEGER COMM, COMM_KEYVAL, IERROR
44 INTEGER(KIND=MPI_ADDRESS_KIND) ATTRIBUTE_VAL, EXTRA_STATE
45
46 MPI_COMM_RANK(COMM, RANK, IERROR)
47 INTEGER COMM, RANK, IERROR
48
49 MPI_COMM_REMOTE_GROUP(COMM, GROUP, IERROR)
50 INTEGER COMM, GROUP, IERROR
51
52 MPI_COMM_REMOTE_SIZE(COMM, SIZE, IERROR)
53 INTEGER COMM, SIZE, IERROR


```

    INTEGER SENDCOUNT, SENDTYPE, RECVCOUNT, RECVMYPE, ROOT, COMM, IERROR
MPI_GATHERV(SENDBUF, SENDCOUNT, SENDTYPE, RECVBUF, RECVCOUNTS, DISPLS,
    RECVTYPE, ROOT, COMM, IERROR)
    <type> SENDBUF(*), RECVBUF(*)
    INTEGER SENDCOUNT, SENDTYPE, RECVCOUNTS(*), DISPLS(*), RECVMYPE, ROOT,
    COMM, IERROR
MPI_OP_CREATE( FUNCTION, COMMUTE, OP, IERROR)
    EXTERNAL FUNCTION
    LOGICAL COMMUTE
    INTEGER OP, IERROR
MPI_OP_FREE( OP, IERROR)
    INTEGER OP, IERROR
MPI_REDUCE_SCATTER(SENDBUF, RECVBUF, RECVCOUNTS, DATATYPE, OP, COMM,
    IERROR)
    <type> SENDBUF(*), RECVBUF(*)
    INTEGER RECVCOUNTS(*), DATATYPE, OP, COMM, IERROR
MPI_REDUCE(SENDBUF, RECVBUF, COUNT, DATATYPE, OP, ROOT, COMM, IERROR)
    <type> SENDBUF(*), RECVBUF(*)
    INTEGER COUNT, DATATYPE, OP, ROOT, COMM, IERROR
MPI_SCAN(SENDBUF, RECVBUF, COUNT, DATATYPE, OP, COMM, IERROR)
    <type> SENDBUF(*), RECVBUF(*)
    INTEGER COUNT, DATATYPE, OP, COMM, IERROR
MPI_SCATTER(SENDBUF, SENDCOUNT, SENDTYPE, RECVBUF, RECVCOUNT, RECVMYPE,
    ROOT, COMM, IERROR)
    <type> SENDBUF(*), RECVBUF(*)
    INTEGER SENDCOUNT, SENDTYPE, RECVCOUNT, RECVMYPE, ROOT, COMM, IERROR
MPI_SCATTERV(SENDBUF, SENDCOUNTS, DISPLS, SENDTYPE, RECVBUF, RECVCOUNT,
    RECVTYPE, ROOT, COMM, IERROR)
    <type> SENDBUF(*), RECVBUF(*)
    INTEGER SENDCOUNTS(*), DISPLS(*), SENDTYPE, RECVCOUNT, RECVMYPE, ROOT,
    COMM, IERROR

```

A.3.4 Groups, Contexts, Communicators, and Caching Fortran Bindings

```

MPI_COMM_COMPARE(COMM1, COMM2, RESULT, IERROR)
    INTEGER COMM1, COMM2, RESULT, IERROR
MPI_COMM_CREATE(COMM, GROUP, NEWCOMM, IERROR)
    INTEGER COMM, GROUP, NEWCOMM, IERROR
MPI_COMM_CREATE_KEYVAL(COMM_COPY_ATTR_FN, COMM_DELETE_ATTR_FN, COMM_KEYVAL,
    EXTRA_STATE, IERROR)
    EXTERNAL COMM_COPY_ATTR_FN, COMM_DELETE_ATTR_FN
    INTEGER COMM_KEYVAL, IERROR

```

```

MPI_BUFFER_DETACH(BUFFER_ADDR, SIZE, IERROR)
    <type> BUFFER_ADDR(*)
    INTEGER SIZE, IERROR
int MPI::Detach_buffer(void*& buffer)

```

Detach the buffer currently associated with MPI. The call returns the address and the size of the detached buffer. This operation will block until all messages currently in the buffer have been transmitted. Upon return of this function, the user may reuse or deallocate the space taken by the buffer.

Example 3.11 Calls to attach and detach buffers.

```

#define BUFFSIZE 10000
int size
char *buff;
MPI_Buffer_attach( malloc(BUFFSIZE), BUFFSIZE);
/* a buffer of 10000 bytes can now be used by MPI_Bsend */
MPI_Buffer_detach( &buff, &size);
/* Buffer size reduced to zero */
MPI_Buffer_attach( buff, size);
/* Buffer of 10000 bytes available again */

```

Advice to users. Even though the C functions `MPI_Buffer_attach` and `MPI_Buffer_detach` both have a first argument of type `void*`, these arguments are used differently: A pointer to the buffer is passed to `MPI_Buffer_attach`; the address of the pointer is passed to `MPI_Buffer_detach`, so that this call can return the pointer value. (*End of advice to users.*)

Rationale. Both arguments are defined to be of type `void*` (rather than `void*` and `void**`, respectively), so as to avoid complex type casts. E.g., in the last example, `&buff`, which is of type `char**`, can be passed as argument to `MPI_Buffer_detach` without type casting. If the formal parameter had type `void**` then we would need a type cast before and after the call. (*End of rationale.*)

The statements made in this section describe the behavior of MPI for buffered-mode sends. When no buffer is currently associated, MPI behaves as if a zero-sized buffer is associated with the process.

MPI must provide as much buffering for outgoing messages *as if* outgoing message data were buffered by the sending process, in the specified buffer space, using a circular, contiguous-space allocation policy. We outline below a model implementation that defines this policy. MPI may provide more buffering, and may use a better buffer allocation algorithm than described below. On the other hand, MPI may signal an error whenever the simple buffering allocator described below would run out of space. In particular, if no buffer is explicitly associated with the process, then any buffered send may cause an error.

MPI does not provide mechanisms for querying or controlling buffering done by standard mode sends. It is expected that vendors will provide such information for their implementations.

Rationale. There is a wide spectrum of possible implementations of buffered communication: buffering can be done at sender, at receiver, or both; buffers can be

dedicated to one sender-receiver pair, or be shared by all communications; buffering can be done in real or in virtual memory; it can use dedicated memory, or memory shared by other processes; buffer space may be allocated statically or be changed dynamically; etc. It does not seem feasible to provide a portable mechanism for querying or controlling buffering that would be compatible with all these choices, yet provide meaningful information. (*End of rationale.*)

3.6.1 Model Implementation of Buffered Mode

The model implementation uses the packing and unpacking functions described in Section 4.2 and the nonblocking communication functions described in Section 3.7.

We assume that a circular queue of pending message entries (PME) is maintained. Each entry contains a communication request handle that identifies a pending nonblocking send, a pointer to the next entry and the packed message data. The entries are stored in successive locations in the buffer. Free space is available between the queue tail and the queue head.

A buffered send call results in the execution of the following code.

- Traverse sequentially the PME queue from head towards the tail, deleting all entries for communications that have completed, up to the first entry with an uncompleted request; update queue head to point to that entry.
- Compute the number, *n*, of bytes needed to store an entry for the new message. An upper bound on *n* can be computed as follows: A call to the function `MPI_PACK_SIZE(count, datatype, comm, size)`, with the `count`, `datatype` and `comm` arguments used in the `MPI_BSEND` call, returns an upper bound on the amount of space needed to buffer the message data (see Section 4.2). The MPI constant `MPI_BSEND_OVERHEAD` provides an upper bound on the additional space consumed by the entry (e.g., for pointers or envelope information).
- Find the next contiguous empty space of *n* bytes in buffer (space following queue tail, or space at start of buffer if queue tail is too close to end of buffer). If space is not found then raise buffer overflow error.
- Append to end of PME queue in contiguous space the new entry that contains request handle, next pointer and packed message data; `MPI_PACK` is used to pack data.
- Post nonblocking send (standard mode) for packed data.
- Return

3.7 Nonblocking Communication

One can improve performance on many systems by overlapping communication and computation. This is especially true on systems where communication can be executed autonomously by an intelligent communication controller. Light-weight threads are one mechanism for achieving such overlap. An alternative mechanism that often leads to better performance is to use **nonblocking communication**. A nonblocking **send start** call initiates the send operation, but does not complete it. The send start call can return before the message was copied out of the send buffer. A separate **send complete** call is needed

```

1          IERROR)
2      <type> INBUF(*), OUTBUF(*)
3      INTEGER INSIZE, POSITION, OUTCOUNT, DATATYPE, COMM, IERROR

```

A.3.3 Collective Communication Fortran Bindings

```

7      MPI_ALLGATHER(SENDBUF, SENDCOUNT, SENDTYPE, RECVBUF, REVCOUNT, RECVTYPE,
8                  COMM, IERROR)
9      <type> SENDBUF(*), RECVBUF(*)
10     INTEGER SENDCOUNT, SENDTYPE, REVCOUNT, RECVTYPE, COMM, IERROR
11
12     MPI_ALLGATHERV(SENDBUF, SENDCOUNT, SENDTYPE, RECVBUF, REVCOUNTS, DISPLS,
13                  RECVTYPE, COMM, IERROR)
14     <type> SENDBUF(*), RECVBUF(*)
15     INTEGER SENDCOUNT, SENDTYPE, REVCOUNTS(*), DISPLS(*), RECVTYPE, COMM,
16     IERROR
17
18     MPI_ALLREDUCE(SENDBUF, RECVBUF, COUNT, DATATYPE, OP, COMM, IERROR)
19     <type> SENDBUF(*), RECVBUF(*)
20     INTEGER COUNT, DATATYPE, OP, COMM, IERROR
21
22     MPI_ALLTOALL(SENDBUF, SENDCOUNT, SENDTYPE, RECVBUF, REVCOUNT, RECVTYPE,
23                 COMM, IERROR)
24     <type> SENDBUF(*), RECVBUF(*)
25     INTEGER SENDCOUNT, SENDTYPE, REVCOUNT, RECVTYPE, COMM, IERROR
26
27     MPI_ALLTOALLV(SENDBUF, SENDCOUNTS, SDISPLS, SENDTYPE, RECVBUF, REVCOUNTS,
28                  RDISPLS, RECVTYPE, COMM, IERROR)
29     <type> SENDBUF(*), RECVBUF(*)
30     INTEGER SENDCOUNTS(*), SDISPLS(*), SENDTYPE, REVCOUNTS(*), RDISPLS(*),
31     RECVTYPE, COMM, IERROR
32
33     MPI_ALLTOALLW(SENDBUF, SENDCOUNTS, SDISPLS, SENDTYPES, RECVBUF, REVCOUNTS,
34                  RDISPLS, RECVTYPES, COMM, IERROR)
35     <type> SENDBUF(*), RECVBUF(*)
36     INTEGER SENDCOUNTS(*), SDISPLS(*), SENDTYPES(*), REVCOUNTS(*),
37     RDISPLS(*), RECVTYPES(*), COMM, IERROR
38
39     MPI_BARRIER(COMM, IERROR)
40     INTEGER COMM, IERROR
41
42     MPI_BCAST(BUFFER, COUNT, DATATYPE, ROOT, COMM, IERROR)
43     <type> BUFFER(*)
44     INTEGER COUNT, DATATYPE, ROOT, COMM, IERROR
45
46     MPI_EXSCAN(SENDBUF, RECVBUF, COUNT, DATATYPE, OP, COMM, IERROR)
47     <type> SENDBUF(*), RECVBUF(*)
48     INTEGER COUNT, DATATYPE, OP, COMM, IERROR
49
50     MPI_GATHER(SENDBUF, SENDCOUNT, SENDTYPE, RECVBUF, REVCOUNT, RECVTYPE,
51               ROOT, COMM, IERROR)
52     <type> SENDBUF(*), RECVBUF(*)

```

```

IERROR
INTEGER(KIND=MPI_ADDRESS_KIND) ARRAY_OF_DISPLACEMENTS(*)
MPI_TYPE_CREATE_SUBARRAY(NDIMS, ARRAY_OF_SIZES, ARRAY_OF_SUBSIZES,
    ARRAY_OF_STARTS, ORDER, OLDTYPE, NEWTYPE, IERROR)
INTEGER NDIMS, ARRAY_OF_SIZES(*), ARRAY_OF_SUBSIZES(*),
    ARRAY_OF_STARTS(*), ORDER, OLDTYPE, NEWTYPE, IERROR
MPI_TYPE_DUP(TYPE, NEWTYPE, IERROR)
INTEGER TYPE, NEWTYPE, IERROR
MPI_TYPE_FREE(DATATYPE, IERROR)
INTEGER DATATYPE, IERROR
MPI_TYPE_GET_CONTENTS(DATATYPE, MAX_INTEGERS, MAX_ADDRESSES, MAX_DATATYPES,
    ARRAY_OF_INTEGERS, ARRAY_OF_ADDRESSES, ARRAY_OF_DATATYPES,
    IERROR)
INTEGER DATATYPE, MAX_INTEGERS, MAX_ADDRESSES, MAX_DATATYPES,
    ARRAY_OF_INTEGERS(*), ARRAY_OF_DATATYPES(*), IERROR
INTEGER(KIND=MPI_ADDRESS_KIND) ARRAY_OF_ADDRESSES(*)
MPI_TYPE_GET_ENVELOPE(DATATYPE, NUM_INTEGERS, NUM_ADDRESSES, NUM_DATATYPES,
    COMBINER, IERROR)
INTEGER DATATYPE, NUM_INTEGERS, NUM_ADDRESSES, NUM_DATATYPES, COMBINER,
    IERROR
MPI_TYPE_GET_EXTENT(DATATYPE, LB, EXTENT, IERROR)
INTEGER DATATYPE, IERROR
INTEGER(KIND = MPI_ADDRESS_KIND) LB, EXTENT
MPI_TYPE_GET_TRUE_EXTENT(DATATYPE, TRUE_LB, TRUE_EXTENT, IERROR)
INTEGER DATATYPE, IERROR
INTEGER(KIND = MPI_ADDRESS_KIND) TRUE_LB, TRUE_EXTENT
MPI_TYPE_INDEXED(COUNT, ARRAY_OF_BLOCKLENGTHS, ARRAY_OF_DISPLACEMENTS,
    OLDTYPE, NEWTYPE, IERROR)
INTEGER COUNT, ARRAY_OF_BLOCKLENGTHS(*), ARRAY_OF_DISPLACEMENTS(*),
    OLDTYPE, NEWTYPE, IERROR
MPI_TYPE_SIZE(DATATYPE, SIZE, IERROR)
INTEGER DATATYPE, SIZE, IERROR
MPI_TYPE_VECTOR(COUNT, BLOCKLENGTH, STRIDE, OLDTYPE, NEWTYPE, IERROR)
INTEGER COUNT, BLOCKLENGTH, STRIDE, OLDTYPE, NEWTYPE, IERROR
MPI_UNPACK_EXTERNAL(DATAREP, INBUF, INSIZE, POSITION, OUTBUF, OUTCOUNT,
    DATATYPE, IERROR)
INTEGER OUTCOUNT, DATATYPE, IERROR
INTEGER(KIND=MPI_ADDRESS_KIND) INSIZE, POSITION
CHARACTER*(*) DATAREP
<type> INBUF(*), OUTBUF(*)
MPI_UNPACK(INBUF, INSIZE, POSITION, OUTBUF, OUTCOUNT, DATATYPE, COMM,

```

to complete the communication, i.e., to verify that the data has been copied out of the send buffer. With suitable hardware, the transfer of data out of the sender memory may proceed concurrently with computations done at the sender after the send was initiated and before it completed. Similarly, a nonblocking **receive start** call initiates the receive operation, but does not complete it. The call can return before a message is stored into the receive buffer. A separate **receive complete** call is needed to complete the receive operation and verify that the data has been received into the receive buffer. With suitable hardware, the transfer of data into the receiver memory may proceed concurrently with computations done after the receive was initiated and before it completed. The use of nonblocking receives may also avoid system buffering and memory-to-memory copying, as information is provided early on the location of the receive buffer.

Nonblocking send start calls can use the same four modes as blocking sends: **standard**, **buffered**, **synchronous** and **ready**. These carry the same meaning. Sends of all modes, **ready** excepted, can be started whether a matching receive has been posted or not; a nonblocking **ready** send can be started only if a matching receive is posted. In all cases, the send start call is local: it returns immediately, irrespective of the status of other processes. If the call causes some system resource to be exhausted, then it will fail and return an error code. Quality implementations of MPI should ensure that this happens only in “pathological” cases. That is, an MPI implementation should be able to support a large number of pending nonblocking operations.

The send-complete call returns when data has been copied out of the send buffer. It may carry additional meaning, depending on the send mode.

If the send mode is **synchronous**, then the send can complete only if a matching receive has started. That is, a receive has been posted, and has been matched with the send. In this case, the send-complete call is non-local. Note that a synchronous, nonblocking send may complete, if matched by a nonblocking receive, before the receive complete call occurs. (It can complete as soon as the sender “knows” the transfer will complete, but before the receiver “knows” the transfer will complete.)

If the send mode is **buffered** then the message must be buffered if there is no pending receive. In this case, the send-complete call is local, and must succeed irrespective of the status of a matching receive.

If the send mode is **standard** then the send-complete call may return before a matching receive is posted, if the message is buffered. On the other hand, the send-complete may not complete until a matching receive is posted, and the message was copied into the receive buffer.

Nonblocking sends can be matched with blocking receives, and vice-versa.

Advice to users. The completion of a send operation may be delayed, for standard mode, and must be delayed, for synchronous mode, until a matching receive is posted. The use of nonblocking sends in these two cases allows the sender to proceed ahead of the receiver, so that the computation is more tolerant of fluctuations in the speeds of the two processes.

Nonblocking sends in the buffered and ready modes have a more limited impact. A nonblocking send will return as soon as possible, whereas a blocking send will return after the data has been copied out of the sender memory. The use of nonblocking sends is advantageous in these cases only if data copying can be concurrent with computation.

The message-passing model implies that communication is initiated by the sender. The communication will generally have lower overhead if a receive is already posted when the sender initiates the communication (data can be moved directly to the receive buffer, and there is no need to queue a pending send request). However, a receive operation can complete only after the matching send has occurred. The use of nonblocking receives allows one to achieve lower communication overheads without blocking the receiver while it waits for the send. (*End of advice to users.*)

3.7.1 Communication Request Objects

Nonblocking communications use opaque request objects to identify communication operations and match the operation that initiates the communication with the operation that terminates it. These are system objects that are accessed via a handle. A request object identifies various properties of a communication operation, such as the send mode, the communication buffer that is associated with it, its context, the tag and destination arguments to be used for a send, or the tag and source arguments to be used for a receive. In addition, this object stores information about the status of the pending communication operation.

3.7.2 Communication Initiation

We use the same naming conventions as for blocking communication: a prefix of B, S, or R is used for buffered, synchronous or ready mode. In addition a prefix of I (for immediate) indicates that the call is nonblocking.

`MPI_ISEND(buf, count, datatype, dest, tag, comm, request)`

IN	buf	initial address of send buffer (choice)
IN	count	number of elements in send buffer (non-negative integer)
IN	datatype	datatype of each send buffer element (handle)
IN	dest	rank of destination (integer)
IN	tag	message tag (integer)
IN	comm	communicator (handle)
OUT	request	communication request (handle)

```
int MPI_Isend(void* buf, int count, MPI_Datatype datatype, int dest,
             int tag, MPI_Comm comm, MPI_Request *request)
```

```
MPI_ISEND(BUF, COUNT, DATATYPE, DEST, TAG, COMM, REQUEST, IERROR)
<type> BUF(*)
INTEGER COUNT, DATATYPE, DEST, TAG, COMM, REQUEST, IERROR
```

```
MPI::Request MPI::Comm::Isend(const void* buf, int count, const
                               MPI::Datatype& datatype, int dest, int tag) const
```

Start a standard mode, nonblocking send.

```
MPI_PACK_EXTERNAL(DATAREP, INBUF, INCOUNT, DATATYPE, OUTBUF, OUTSIZE,
                  POSITION, IERROR)
INTEGER INCOUNT, DATATYPE, IERROR
INTEGER(KIND=MPI_ADDRESS_KIND) OUTSIZE, POSITION
CHARACTER*(*) DATAREP
<type> INBUF(*), OUTBUF(*)

MPI_PACK_EXTERNAL_SIZE(DATAREP, INCOUNT, DATATYPE, SIZE, IERROR)
INTEGER INCOUNT, DATATYPE, IERROR
INTEGER(KIND=MPI_ADDRESS_KIND) SIZE
CHARACTER*(*) DATAREP

MPI_PACK(INBUF, INCOUNT, DATATYPE, OUTBUF, OUTSIZE, POSITION, COMM, IERROR)
<type> INBUF(*), OUTBUF(*)
INTEGER INCOUNT, DATATYPE, OUTSIZE, POSITION, COMM, IERROR

MPI_PACK_SIZE(INCOUNT, DATATYPE, COMM, SIZE, IERROR)
INTEGER INCOUNT, DATATYPE, COMM, SIZE, IERROR

MPI_TYPE_COMMIT(DATATYPE, IERROR)
INTEGER DATATYPE, IERROR

MPI_TYPE_CONTIGUOUS(COUNT, OLDTYPE, NEWTYPE, IERROR)
INTEGER COUNT, OLDTYPE, NEWTYPE, IERROR

MPI_TYPE_CREATE_DARRAY(SIZE, RANK, NDIMS, ARRAY_OF_GSIZES,
                       ARRAY_OF_DISTRIBS, ARRAY_OF_DARGS, ARRAY_OF_PSIZEs, ORDER,
                       OLDTYPE, NEWTYPE, IERROR)
INTEGER SIZE, RANK, NDIMS, ARRAY_OF_GSIZES(*), ARRAY_OF_DISTRIBS(*),
ARRAY_OF_DARGS(*), ARRAY_OF_PSIZEs(*), ORDER, OLDTYPE, NEWTYPE, IERROR

MPI_TYPE_CREATE_HINDEXED(COUNT, ARRAY_OF_BLOCKLENGTHS,
                          ARRAY_OF_DISPLACEMENTS, OLDTYPE, NEWTYPE, IERROR)
INTEGER COUNT, ARRAY_OF_BLOCKLENGTHS(*), OLDTYPE, NEWTYPE, IERROR
INTEGER(KIND=MPI_ADDRESS_KIND) ARRAY_OF_DISPLACEMENTS(*)

MPI_TYPE_CREATE_HVECTOR(COUNT, BLOCKLENGTH, STRIDE, OLDTYPE, NEWTYPE,
                         IERROR)
INTEGER COUNT, BLOCKLENGTH, OLDTYPE, NEWTYPE, IERROR
INTEGER(KIND=MPI_ADDRESS_KIND) STRIDE

MPI_TYPE_CREATE_INDEXED_BLOCK(COUNT, BLOCKLENGTH, ARRAY_OF_DISPLACEMENTS,
                               OLDTYPE, NEWTYPE, IERROR)
INTEGER COUNT, BLOCKLENGTH, ARRAY_OF_DISPLACEMENTS(*), OLDTYPE,
NEWTYPE, IERROR

MPI_TYPE_CREATE_RESIZED(OLDTYPE, LB, EXTENT, NEWTYPE, IERROR)
INTEGER OLDTYPE, NEWTYPE, IERROR
INTEGER(KIND=MPI_ADDRESS_KIND) LB, EXTENT

MPI_TYPE_CREATE_STRUCT(COUNT, ARRAY_OF_BLOCKLENGTHS,
                       ARRAY_OF_DISPLACEMENTS, ARRAY_OF_TYPES, NEWTYPE, IERROR)
INTEGER COUNT, ARRAY_OF_BLOCKLENGTHS(*), ARRAY_OF_TYPES(*), NEWTYPE,
```

```

MPI_START(REQUEST, IERROR)
  INTEGER REQUEST, IERROR
MPI_TESTALL(COUNT, ARRAY_OF_REQUESTS, FLAG, ARRAY_OF_STATUSES, IERROR)
  LOGICAL FLAG
  INTEGER COUNT, ARRAY_OF_REQUESTS(*),
  ARRAY_OF_STATUSES(MPI_STATUS_SIZE,*), IERROR
MPI_TESTANY(COUNT, ARRAY_OF_REQUESTS, INDEX, FLAG, STATUS, IERROR)
  LOGICAL FLAG
  INTEGER COUNT, ARRAY_OF_REQUESTS(*), INDEX, STATUS(MPI_STATUS_SIZE),
  IERROR
MPI_TEST_CANCELLED(STATUS, FLAG, IERROR)
  LOGICAL FLAG
  INTEGER STATUS(MPI_STATUS_SIZE), IERROR
MPI_TEST(REQUEST, FLAG, STATUS, IERROR)
  LOGICAL FLAG
  INTEGER REQUEST, STATUS(MPI_STATUS_SIZE), IERROR
MPI_TESTSOME(INCOUNT, ARRAY_OF_REQUESTS, OUTCOUNT, ARRAY_OF_INDICES,
  ARRAY_OF_STATUSES, IERROR)
  INTEGER INCOUNT, ARRAY_OF_REQUESTS(*), OUTCOUNT, ARRAY_OF_INDICES(*),
  ARRAY_OF_STATUSES(MPI_STATUS_SIZE,*), IERROR
MPI_WAITALL(COUNT, ARRAY_OF_REQUESTS, ARRAY_OF_STATUSES, IERROR)
  INTEGER COUNT, ARRAY_OF_REQUESTS(*),
  INTEGER ARRAY_OF_STATUSES(MPI_STATUS_SIZE,*), IERROR
MPI_WAITANY(COUNT, ARRAY_OF_REQUESTS, INDEX, STATUS, IERROR)
  INTEGER COUNT, ARRAY_OF_REQUESTS(*), INDEX, STATUS(MPI_STATUS_SIZE),
  IERROR
MPI_WAIT(REQUEST, STATUS, IERROR)
  INTEGER REQUEST, STATUS(MPI_STATUS_SIZE), IERROR
MPI_WAITSOME(INCOUNT, ARRAY_OF_REQUESTS, OUTCOUNT, ARRAY_OF_INDICES,
  ARRAY_OF_STATUSES, IERROR)
  INTEGER INCOUNT, ARRAY_OF_REQUESTS(*), OUTCOUNT, ARRAY_OF_INDICES(*),
  ARRAY_OF_STATUSES(MPI_STATUS_SIZE,*), IERROR
A.3.2 Datatypes Fortran Bindings
MPI_GET_ADDRESS(LOCATION, ADDRESS, IERROR)
  <type> LOCATION(*)
  INTEGER IERROR
  INTEGER(KIND=MPI_ADDRESS_KIND) ADDRESS
MPI_GET_ELEMENTS(STATUS, DATATYPE, COUNT, IERROR)
  INTEGER STATUS(MPI_STATUS_SIZE), DATATYPE, COUNT, IERROR

```

```

MPI_IBSEND(buf, count, datatype, dest, tag, comm, request)
  IN      buf          initial address of send buffer (choice)
  IN      count        number of elements in send buffer (non-negative inte-
                       ger)
  IN      datatype     datatype of each send buffer element (handle)
  IN      dest         rank of destination (integer)
  IN      tag          message tag (integer)
  IN      comm         communicator (handle)
  OUT     request      communication request (handle)
int MPI_IbSEND(void* buf, int count, MPI_Datatype datatype, int dest,
  int tag, MPI_Comm comm, MPI_Request *request)
MPI_IBSEND(BUF, COUNT, DATATYPE, DEST, TAG, COMM, REQUEST, IERROR)
  <type> BUF(*)
  INTEGER COUNT, DATATYPE, DEST, TAG, COMM, REQUEST, IERROR
MPI::Request MPI::Comm::IbSEND(const void* buf, int count, const
  MPI::Datatype& datatype, int dest, int tag) const
  Start a buffered mode, nonblocking send.
MPI_ISSEND(buf, count, datatype, dest, tag, comm, request)
  IN      buf          initial address of send buffer (choice)
  IN      count        number of elements in send buffer (non-negative inte-
                       ger)
  IN      datatype     datatype of each send buffer element (handle)
  IN      dest         rank of destination (integer)
  IN      tag          message tag (integer)
  IN      comm         communicator (handle)
  OUT     request      communication request (handle)
int MPI_Issend(void* buf, int count, MPI_Datatype datatype, int dest,
  int tag, MPI_Comm comm, MPI_Request *request)
MPI_ISSEND(BUF, COUNT, DATATYPE, DEST, TAG, COMM, REQUEST, IERROR)
  <type> BUF(*)
  INTEGER COUNT, DATATYPE, DEST, TAG, COMM, REQUEST, IERROR
MPI::Request MPI::Comm::Issend(const void* buf, int count, const
  MPI::Datatype& datatype, int dest, int tag) const
  Start a synchronous mode, nonblocking send.

```

```

MPI_ISEND(buf, count, datatype, dest, tag, comm, request)
  IN   buf           initial address of send buffer (choice)
  IN   count         number of elements in send buffer (non-negative integer)
  IN   datatype      datatype of each send buffer element (handle)
  IN   dest          rank of destination (integer)
  IN   tag           message tag (integer)
  IN   comm          communicator (handle)
  OUT  request       communication request (handle)

int MPI_Irsend(void* buf, int count, MPI_Datatype datatype, int dest,
              int tag, MPI_Comm comm, MPI_Request *request)

MPI_ISEND(BUF, COUNT, DATATYPE, DEST, TAG, COMM, REQUEST, IERROR)
  <type> BUF(*)
  INTEGER COUNT, DATATYPE, DEST, TAG, COMM, REQUEST, IERROR

MPI::Request MPI::Comm::Irsend(const void* buf, int count, const
                               MPI::Datatype& datatype, int dest, int tag) const

  Start a ready mode nonblocking send.

MPI_Irecv (buf, count, datatype, source, tag, comm, request)
  OUT  buf           initial address of receive buffer (choice)
  IN   count         number of elements in receive buffer (non-negative integer)
  IN   datatype      datatype of each receive buffer element (handle)
  IN   source        rank of source (integer)
  IN   tag           message tag (integer)
  IN   comm          communicator (handle)
  OUT  request       communication request (handle)

int MPI_Irecv(void* buf, int count, MPI_Datatype datatype, int source,
              int tag, MPI_Comm comm, MPI_Request *request)

MPI_Irecv(BUF, COUNT, DATATYPE, SOURCE, TAG, COMM, REQUEST, IERROR)
  <type> BUF(*)
  INTEGER COUNT, DATATYPE, SOURCE, TAG, COMM, REQUEST, IERROR

MPI::Request MPI::Comm::Irecv(void* buf, int count, const
                              MPI::Datatype& datatype, int source, int tag) const

  Start a nonblocking receive.

```

```

<type> BUF(*)
  INTEGER COUNT, DATATYPE, SOURCE, TAG, COMM, STATUS(MPI_STATUS_SIZE),
  IERROR

MPI_RECV_INIT(BUF, COUNT, DATATYPE, SOURCE, TAG, COMM, REQUEST, IERROR)
  <type> BUF(*)
  INTEGER COUNT, DATATYPE, SOURCE, TAG, COMM, REQUEST, IERROR

MPI_REQUEST_FREE(REQUEST, IERROR)
  INTEGER REQUEST, IERROR

MPI_REQUEST_GET_STATUS( REQUEST, FLAG, STATUS, IERROR)
  INTEGER REQUEST, STATUS(MPI_STATUS_SIZE), IERROR
  LOGICAL FLAG

MPI_RSEND(BUF, COUNT, DATATYPE, DEST, TAG, COMM, IERROR)
  <type> BUF(*)
  INTEGER COUNT, DATATYPE, DEST, TAG, COMM, IERROR

MPI_RSEND_INIT(BUF, COUNT, DATATYPE, DEST, TAG, COMM, REQUEST, IERROR)
  <type> BUF(*)
  INTEGER COUNT, DATATYPE, DEST, TAG, COMM, REQUEST, IERROR

MPI_SEND(BUF, COUNT, DATATYPE, DEST, TAG, COMM, IERROR)
  <type> BUF(*)
  INTEGER COUNT, DATATYPE, DEST, TAG, COMM, IERROR

MPI_SEND_INIT(BUF, COUNT, DATATYPE, DEST, TAG, COMM, REQUEST, IERROR)
  <type> BUF(*)
  INTEGER REQUEST, COUNT, DATATYPE, DEST, TAG, COMM, REQUEST, IERROR

MPI_SENDRECV_REPLACE(BUF, COUNT, DATATYPE, DEST, SENDTAG, SOURCE, RECVTAG,
                    COMM, STATUS, IERROR)
  <type> BUF(*)
  INTEGER COUNT, DATATYPE, DEST, SENDTAG, SOURCE, RECVTAG, COMM,
  STATUS(MPI_STATUS_SIZE), IERROR

MPI_SENDRECV(SENDBUF, SENDCOUNT, SENDTYPE, DEST, SENDTAG, RECVBUF,
             RECVCOUNT, RECVTYPE, SOURCE, RECVTAG, COMM, STATUS, IERROR)
  <type> SENDBUF(*), RECVBUF(*)
  INTEGER SENDCOUNT, SENDTYPE, DEST, SENDTAG, RECVCOUNT, RECVTYPE,
  SOURCE, RECVTAG, COMM, STATUS(MPI_STATUS_SIZE), IERROR

MPI_SSEND(BUF, COUNT, DATATYPE, DEST, TAG, COMM, IERROR)
  <type> BUF(*)
  INTEGER COUNT, DATATYPE, DEST, TAG, COMM, IERROR

MPI_SSEND_INIT(BUF, COUNT, DATATYPE, DEST, TAG, COMM, REQUEST, IERROR)
  <type> BUF(*)
  INTEGER COUNT, DATATYPE, DEST, TAG, COMM, REQUEST, IERROR

MPI_STARTALL(COUNT, ARRAY_OF_REQUESTS, IERROR)
  INTEGER COUNT, ARRAY_OF_REQUESTS(*), IERROR

```

A.3 Fortran Bindings

A.3.1 Point-to-Point Communication Fortran Bindings

```

MPI_BSEND(BUF, COUNT, DATATYPE, DEST, TAG, COMM, IERROR)
  <type> BUF(*)
  INTEGER COUNT, DATATYPE, DEST, TAG, COMM, IERROR

MPI_BSEND_INIT(BUF, COUNT, DATATYPE, DEST, TAG, COMM, REQUEST, IERROR)
  <type> BUF(*)
  INTEGER REQUEST, COUNT, DATATYPE, DEST, TAG, COMM, REQUEST, IERROR

MPI_BUFFER_ATTACH(BUFFER, SIZE, IERROR)
  <type> BUFFER(*)
  INTEGER SIZE, IERROR

MPI_BUFFER_DETACH(BUFFER_ADDR, SIZE, IERROR)
  <type> BUFFER_ADDR(*)
  INTEGER SIZE, IERROR

MPI_CANCEL(REQUEST, IERROR)
  INTEGER REQUEST, IERROR

MPI_GET_COUNT(STATUS, DATATYPE, COUNT, IERROR)
  INTEGER STATUS(MPI_STATUS_SIZE), DATATYPE, COUNT, IERROR

MPI_IBSEND(BUF, COUNT, DATATYPE, DEST, TAG, COMM, REQUEST, IERROR)
  <type> BUF(*)
  INTEGER COUNT, DATATYPE, DEST, TAG, COMM, REQUEST, IERROR

MPI_IPROBE(SOURCE, TAG, COMM, FLAG, STATUS, IERROR)
  LOGICAL FLAG
  INTEGER SOURCE, TAG, COMM, STATUS(MPI_STATUS_SIZE), IERROR

MPI_IRECV(BUF, COUNT, DATATYPE, SOURCE, TAG, COMM, REQUEST, IERROR)
  <type> BUF(*)
  INTEGER COUNT, DATATYPE, SOURCE, TAG, COMM, REQUEST, IERROR

MPI_IRSEND(BUF, COUNT, DATATYPE, DEST, TAG, COMM, REQUEST, IERROR)
  <type> BUF(*)
  INTEGER COUNT, DATATYPE, DEST, TAG, COMM, REQUEST, IERROR

MPI_ISEND(BUF, COUNT, DATATYPE, DEST, TAG, COMM, REQUEST, IERROR)
  <type> BUF(*)
  INTEGER COUNT, DATATYPE, DEST, TAG, COMM, REQUEST, IERROR

MPI_ISSEND(BUF, COUNT, DATATYPE, DEST, TAG, COMM, REQUEST, IERROR)
  <type> BUF(*)
  INTEGER COUNT, DATATYPE, DEST, TAG, COMM, REQUEST, IERROR

MPI_PROBE(SOURCE, TAG, COMM, STATUS, IERROR)
  INTEGER SOURCE, TAG, COMM, STATUS(MPI_STATUS_SIZE), IERROR

MPI_RECV(BUF, COUNT, DATATYPE, SOURCE, TAG, COMM, STATUS, IERROR)

```

1
2
3
4
5
6
7
8
9
10
11
12
13
14
15
16
17
18
19
20
21
22
23
24
25
26
27
28
29
30
31
32
33
34
35
36
37
38
39
40
41
42
43
44
45
46
47
48

1 These calls allocate a communication request object and associate it with the request
2 handle (the argument `request`). The request can be used later to query the status of the
3 communication or wait for its completion.

4 A nonblocking send call indicates that the system may start copying data out of the
5 send buffer. The sender should not access any part of the send buffer after a nonblocking
6 send operation is called, until the send completes.

7 A nonblocking receive call indicates that the system may start writing data into the re-
8 ceive buffer. The receiver should not access any part of the receive buffer after a nonblocking
9 receive operation is called, until the receive completes.

11 *Advice to users.* To prevent problems with the argument copying and register opti-
12 mization done by Fortran compilers, please note the hints in subsections “Problems
13 Due to Data Copying and Sequence Association,” and “A Problem with Register
14 Optimization” in Section 16.2.2 on pages 463 and 466. (*End of advice to users.*)

3.7.3 Communication Completion

18 The functions `MPI_WAIT` and `MPI_TEST` are used to complete a nonblocking communica-
19 tion. The completion of a send operation indicates that the sender is now free to update the
20 locations in the send buffer (the send operation itself leaves the content of the send buffer
21 unchanged). It does not indicate that the message has been received, rather, it may have
22 been buffered by the communication subsystem. However, if a synchronous mode send was
23 used, the completion of the send operation indicates that a matching receive was initiated,
24 and that the message will eventually be received by this matching receive.

25 The completion of a receive operation indicates that the receive buffer contains the
26 received message, the receiver is now free to access it, and that the status object is set. It
27 does not indicate that the matching send operation has completed (but indicates, of course,
28 that the send was initiated).

29 We shall use the following terminology: A **null** handle is a handle with value
30 `MPI_REQUEST_NULL`. A persistent request and the handle to it are **inactive** if the request
31 is not associated with any ongoing communication (see Section 3.9). A handle is **active**
32 if it is neither null nor inactive. An **empty** status is a status which is set to return
33 `tag = MPI_ANY_TAG`, `source = MPI_ANY_SOURCE`, `error = MPI_SUCCESS`, and is also
34 internally configured so that calls to `MPI_GET_COUNT` and `MPI_GET_ELEMENTS` return
35 `count = 0` and `MPI_TEST_CANCELLED` returns `false`. We set a status variable to empty
36 when the value returned by it is not significant. Status is set in this way so as to prevent
37 errors due to accesses of stale information.

38 The fields in a status object returned by a call to `MPI_WAIT`, `MPI_TEST`, or any
39 of the other derived functions (`MPI_{TEST|WAIT}{ALL|SOME|ANY}`), where the `request`
40 corresponds to a send call, are undefined, with two exceptions: The error status field will
41 contain valid information if the wait or test call returned with `MPI_ERR_IN_STATUS`; and
42 the returned status can be queried by the call `MPI_TEST_CANCELLED`.

43 Error codes belonging to the error class `MPI_ERR_IN_STATUS` should be returned only
44 by the MPI completion functions that take arrays of `MPI_STATUS`. For the functions
45 `MPI_TEST`, `MPI_TESTANY`, `MPI_WAIT`, and `MPI_WAITANY`, which return a single
46 `MPI_STATUS` value, the normal MPI error return process should be used (not the
47 `MPI_ERROR` field in the `MPI_STATUS` argument).
48


```

MPI_WAIT(request, status)
    INOUT  request          request (handle)
    OUT    status           status object (Status)

int MPI_Wait(MPI_Request *request, MPI_Status *status)

MPI_WAIT(REQUEST, STATUS, IERROR)
    INTEGER REQUEST, STATUS(MPI_STATUS_SIZE), IERROR

void MPI::Request::Wait(MPI::Status& status)

void MPI::Request::Wait()

A call to MPI_WAIT returns when the operation identified by request is complete. If
the communication object associated with this request was created by a nonblocking send
or receive call, then the object is deallocated by the call to MPI_WAIT and the request
handle is set to MPI_REQUEST_NULL. MPI_WAIT is a non-local operation.

The call returns, in status, information on the completed operation. The content of
the status object for a receive operation can be accessed as described in Section 3.2.5. The
status object for a send operation may be queried by a call to MPI_TEST_CANCELLED
(see Section 3.8).

One is allowed to call MPI_WAIT with a null or inactive request argument. In this case
the operation returns immediately with empty status.

Advice to users. Successful return of MPI_WAIT after a MPI_IBSEND implies that
the user send buffer can be reused — i.e., data has been sent out or copied into
a buffer attached with MPI_BUFFER_ATTACH. Note that, at this point, we can no
longer cancel the send (see Section 3.8). If a matching receive is never posted, then the
buffer cannot be freed. This runs somewhat counter to the stated goal of MPI_CANCEL
(always being able to free program space that was committed to the communication
subsystem). (End of advice to users.)

Advice to implementors. In a multi-threaded environment, a call to MPI_WAIT
should block only the calling thread, allowing the thread scheduler to schedule another
thread for execution. (End of advice to implementors.)

MPI_TEST(request, flag, status)
    INOUT  request          communication request (handle)
    OUT    flag             true if operation completed (logical)
    OUT    status           status object (Status)

int MPI_Test(MPI_Request *request, int *flag, MPI_Status *status)

MPI_TEST(REQUEST, FLAG, STATUS, IERROR)
    LOGICAL FLAG
    INTEGER REQUEST, STATUS(MPI_STATUS_SIZE), IERROR

```

```

A.2.13 Profiling Interface C Bindings
int MPI_Pcontrol(const int level, ...)

A.2.14 Deprecated C Bindings
int MPI_Address(void* location, MPI_Aint *address)
int MPI_Attr_delete(MPI_Comm comm, int keyval)
int MPI_Attr_get(MPI_Comm comm, int keyval, void *attribute_val, int *flag)
int MPI_Attr_put(MPI_Comm comm, int keyval, void* attribute_val)
int MPI_DUP_FN(MPI_Comm oldcomm, int keyval, void *extra_state,
               void *attribute_val_in, void *attribute_val_out, int *flag)
int MPI_Errhandler_create(MPI_Handler_function *function,
                           MPI_Errhandler *errhandler)
int MPI_Errhandler_get(MPI_Comm comm, MPI_Errhandler *errhandler)
int MPI_Errhandler_set(MPI_Comm comm, MPI_Errhandler errhandler)
int MPI_Keyval_create(MPI_Copy_function *copy_fn, MPI_Delete_function
                      *delete_fn, int *keyval, void* extra_state)
int MPI_Keyval_free(int *keyval)
int MPI_NULL_COPY_FN(MPI_Comm oldcomm, int keyval, void *extra_state,
                     void *attribute_val_in, void *attribute_val_out, int *flag)
int MPI_NULL_DELETE_FN(MPI_Comm comm, int keyval, void *attribute_val,
                       void *extra_state)
int MPI_Type_extent(MPI_Datatype datatype, MPI_Aint *extent)
int MPI_Type_hindexed(int count, int *array_of_blocklengths,
                      MPI_Aint *array_of_displacements, MPI_Datatype oldtype,
                      MPI_Datatype *newtype)
int MPI_Type_hvector(int count, int blocklength, MPI_Aint stride,
                     MPI_Datatype oldtype, MPI_Datatype *newtype)
int MPI_Type_lb(MPI_Datatype datatype, MPI_Aint* displacement)
int MPI_Type_struct(int count, int *array_of_blocklengths,
                    MPI_Aint *array_of_displacements,
                    MPI_Datatype *array_of_types, MPI_Datatype *newtype)
int MPI_Type_ub(MPI_Datatype datatype, MPI_Aint* displacement)

```



```

1  int MPI_File_write_shared(MPI_File fh, void *buf, int count,
2  MPI_Datatype datatype, MPI_Status *status)
3
4  int MPI_Register_datarep(char *datarep,
5  MPI_Datarep_conversion_function *read_conversion_fn,
6  MPI_Datarep_conversion_function *write_conversion_fn,
7  MPI_Datarep_extent_function *dtype_file_extent_fn,
8  void *extra_state)
9
10
11
12
13
14
15
16
17
18
19
20
21
22
23
24
25
26
27
28
29
30
31
32
33
34
35
36
37
38
39
40
41
42
43
44
45
46
47
48

```

A.2.12 Language Bindings C Bindings

```

12  int MPI_Type_create_f90_complex(int p, int r, MPI_Datatype *newtype)
13
14  int MPI_Type_create_f90_integer(int r, MPI_Datatype *newtype)
15
16  int MPI_Type_create_f90_real(int p, int r, MPI_Datatype *newtype)
17
18  int MPI_Type_match_size(int typeclass, int size, MPI_Datatype *type)
19
20  MPI_Fint MPI_Comm_c2f(MPI_Comm comm)
21
22  MPI_Comm MPI_Comm_f2c(MPI_Fint comm)
23
24  MPI_Fint MPI_Errhandler_c2f(MPI_Errhandler errhandler)
25
26  MPI_Errhandler MPI_Errhandler_f2c(MPI_Fint errhandler)
27
28  MPI_Fint MPI_File_c2f(MPI_File file)
29
30  MPI_File MPI_File_f2c(MPI_Fint file)
31
32  MPI_Fint MPI_Group_c2f(MPI_Group group)
33
34  MPI_Group MPI_Group_f2c(MPI_Fint group)
35
36  MPI_Fint MPI_Info_c2f(MPI_Info info)
37
38  MPI_Info MPI_Info_f2c(MPI_Fint info)
39
40  MPI_Fint MPI_Op_c2f(MPI_Op op)
41
42  MPI_Op MPI_Op_f2c(MPI_Fint op)
43
44  MPI_Fint MPI_Request_c2f(MPI_Request request)
45
46  MPI_Request MPI_Request_f2c(MPI_Fint request)
47
48  int MPI_Status_c2f(MPI_Status *c_status, MPI_Fint *f_status)
49
50  int MPI_Status_f2c(MPI_Fint *f_status, MPI_Status *c_status)
51
52  MPI_Fint MPI_Type_c2f(MPI_Datatype datatype)
53
54  MPI_Datatype MPI_Type_f2c(MPI_Fint datatype)
55
56  MPI_Fint MPI_Win_c2f(MPI_Win win)
57
58  MPI_Win MPI_Win_f2c(MPI_Fint win)

```

```

1  bool MPI::Request::Test(MPI::Status& status)
2
3  bool MPI::Request::Test()

```

A call to `MPI_TEST` returns `flag = true` if the operation identified by request is complete. In such a case, the status object is set to contain information on the completed operation; if the communication object was created by a nonblocking send or receive, then it is deallocated and the request handle is set to `MPI_REQUEST_NULL`. The call returns `flag = false`, otherwise. In this case, the value of the status object is undefined. `MPI_TEST` is a local operation.

The return status object for a receive operation carries information that can be accessed as described in Section 3.2.5. The status object for a send operation carries information that can be accessed by a call to `MPI_TEST_CANCELLED` (see Section 3.8).

One is allowed to call `MPI_TEST` with a null or inactive request argument. In such a case the operation returns with `flag = true` and empty status.

The functions `MPI_WAIT` and `MPI_TEST` can be used to complete both sends and receives.

Advice to users. The use of the nonblocking `MPI_TEST` call allows the user to schedule alternative activities within a single thread of execution. An event-driven thread scheduler can be emulated with periodic calls to `MPI_TEST`. (*End of advice to users.*)

Rationale. The function `MPI_TEST` returns with `flag = true` exactly in those situations where the function `MPI_WAIT` returns; both functions return in such case the same value in status. Thus, a blocking `Wait` can be easily replaced by a nonblocking `Test`. (*End of rationale.*)

Example 3.12 Simple usage of nonblocking operations and `MPI_WAIT`.

```

30  CALL MPI_COMM_RANK(comm, rank, ierr)
31  IF (rank.EQ.0) THEN
32      CALL MPI_ISEND(a(1), 10, MPI_REAL, 1, tag, comm, request, ierr)
33      **** do some computation to mask latency ****
34      CALL MPI_WAIT(request, status, ierr)
35  ELSE IF (rank.EQ.1) THEN
36      CALL MPI_IRecv(a(1), 15, MPI_REAL, 0, tag, comm, request, ierr)
37      **** do some computation to mask latency ****
38      CALL MPI_WAIT(request, status, ierr)
39  END IF

```

A request object can be deallocated without waiting for the associated communication to complete, by using the following operation.

```

44  MPI_REQUEST_FREE(request)
45      INOUT   request                communication request (handle)
46
47  int MPI_Request_free(MPI_Request *request)
48

```

```
MPI_REQUEST_FREE(REQUEST, IERROR)
    INTEGER REQUEST, IERROR
```

```
void MPI::Request::Free()
```

Mark the request object for deallocation and set `request` to `MPI_REQUEST_NULL`. An ongoing communication that is associated with the request will be allowed to complete. The request will be deallocated only after its completion.

Rationale. The `MPI_REQUEST_FREE` mechanism is provided for reasons of performance and convenience on the sending side. (*End of rationale.*)

Advice to users. Once a request is freed by a call to `MPI_REQUEST_FREE`, it is not possible to check for the successful completion of the associated communication with calls to `MPI_WAIT` or `MPI_TEST`. Also, if an error occurs subsequently during the communication, an error code cannot be returned to the user — such an error must be treated as fatal. Questions arise as to how one knows when the operations have completed when using `MPI_REQUEST_FREE`. Depending on the program logic, there may be other ways in which the program knows that certain operations have completed and this makes usage of `MPI_REQUEST_FREE` practical. For example, an active send request could be freed when the logic of the program is such that the receiver sends a reply to the message sent — the arrival of the reply informs the sender that the send has completed and the send buffer can be reused. An active receive request should never be freed as the receiver will have no way to verify that the receive has completed and the receive buffer can be reused. (*End of advice to users.*)

Example 3.13 An example using `MPI_REQUEST_FREE`.

```
CALL MPI_COMM_RANK(MPI_COMM_WORLD, rank, ierr)
IF (rank.EQ.0) THEN
  DO i=1, n
    CALL MPI_ISEND(outval, 1, MPI_REAL, 1, 0, MPI_COMM_WORLD, req, ierr)
    CALL MPI_REQUEST_FREE(req, ierr)
    CALL MPI_Irecv(ival, 1, MPI_REAL, 1, 0, MPI_COMM_WORLD, req, ierr)
    CALL MPI_WAIT(req, status, ierr)
  END DO
ELSE IF (rank.EQ.1) THEN
  CALL MPI_Irecv(ival, 1, MPI_REAL, 0, 0, MPI_COMM_WORLD, req, ierr)
  CALL MPI_WAIT(req, status, ierr)
  DO I=1, n-1
    CALL MPI_ISEND(outval, 1, MPI_REAL, 0, 0, MPI_COMM_WORLD, req, ierr)
    CALL MPI_REQUEST_FREE(req, ierr)
    CALL MPI_Irecv(ival, 1, MPI_REAL, 0, 0, MPI_COMM_WORLD, req, ierr)
    CALL MPI_WAIT(req, status, ierr)
  END DO
  CALL MPI_ISEND(outval, 1, MPI_REAL, 0, 0, MPI_COMM_WORLD, req, ierr)
  CALL MPI_WAIT(req, status, ierr)
END IF
```

```
int MPI_File_read(MPI_File fh, void *buf, int count, MPI_Datatype datatype,
    MPI_Status *status)
int MPI_File_read_ordered_begin(MPI_File fh, void *buf, int count,
    MPI_Datatype datatype)
int MPI_File_read_ordered_end(MPI_File fh, void *buf, MPI_Status *status)
int MPI_File_read_ordered(MPI_File fh, void *buf, int count,
    MPI_Datatype datatype, MPI_Status *status)
int MPI_File_read_shared(MPI_File fh, void *buf, int count,
    MPI_Datatype datatype, MPI_Status *status)
int MPI_File_seek(MPI_File fh, MPI_Offset offset, int whence)
int MPI_File_seek_shared(MPI_File fh, MPI_Offset offset, int whence)
int MPI_File_set_atomicity(MPI_File fh, int flag)
int MPI_File_set_info(MPI_File fh, MPI_Info info)
int MPI_File_set_size(MPI_File fh, MPI_Offset size)
int MPI_File_set_view(MPI_File fh, MPI_Offset disp, MPI_Datatype etype,
    MPI_Datatype filetype, char *datarep, MPI_Info info)
int MPI_File_sync(MPI_File fh)
int MPI_File_write_all_begin(MPI_File fh, void *buf, int count,
    MPI_Datatype datatype)
int MPI_File_write_all_end(MPI_File fh, void *buf, MPI_Status *status)
int MPI_File_write_all(MPI_File fh, void *buf, int count,
    MPI_Datatype datatype, MPI_Status *status)
int MPI_File_write_at_all_begin(MPI_File fh, MPI_Offset offset, void *buf,
    int count, MPI_Datatype datatype)
int MPI_File_write_at_all_end(MPI_File fh, void *buf, MPI_Status *status)
int MPI_File_write_at_all(MPI_File fh, MPI_Offset offset, void *buf,
    int count, MPI_Datatype datatype, MPI_Status *status)
int MPI_File_write_at(MPI_File fh, MPI_Offset offset, void *buf, int count,
    MPI_Datatype datatype, MPI_Status *status)
int MPI_File_write(MPI_File fh, void *buf, int count,
    MPI_Datatype datatype, MPI_Status *status)
int MPI_File_write_ordered_begin(MPI_File fh, void *buf, int count,
    MPI_Datatype datatype)
int MPI_File_write_ordered_end(MPI_File fh, void *buf, MPI_Status *status)
int MPI_File_write_ordered(MPI_File fh, void *buf, int count,
    MPI_Datatype datatype, MPI_Status *status)
```

```

1 int MPI_File_get_group(MPI_File fh, MPI_Group *group)
2
3 int MPI_File_get_info(MPI_File fh, MPI_Info *info_used)
4
5 int MPI_File_get_position(MPI_File fh, MPI_Offset *offset)
6
7 int MPI_File_get_position_shared(MPI_File fh, MPI_Offset *offset)
8
9 int MPI_File_get_size(MPI_File fh, MPI_Offset *size)
10
11 int MPI_File_get_type_extent(MPI_File fh, MPI_Datatype datatype,
12 MPI_Aint *extent)
13
14 int MPI_File_get_view(MPI_File fh, MPI_Offset *disp, MPI_Datatype *etype,
15 MPI_Datatype *filetype, char *datarep)
16
17 int MPI_File_iread_at(MPI_File fh, MPI_Offset offset, void *buf, int count,
18 MPI_Datatype datatype, MPI_Request *request)
19
20 int MPI_File_iread(MPI_File fh, void *buf, int count,
21 MPI_Datatype datatype, MPI_Request *request)
22
23 int MPI_File_iread_shared(MPI_File fh, void *buf, int count,
24 MPI_Datatype datatype, MPI_Request *request)
25
26 int MPI_File_iwrite_at(MPI_File fh, MPI_Offset offset, void *buf,
27 int count, MPI_Datatype datatype, MPI_Request *request)
28
29 int MPI_File_iwrite(MPI_File fh, void *buf, int count,
30 MPI_Datatype datatype, MPI_Request *request)
31
32 int MPI_File_iwrite_shared(MPI_File fh, void *buf, int count,
33 MPI_Datatype datatype, MPI_Request *request)
34
35 int MPI_File_open(MPI_Comm comm, char *filename, int amode, MPI_Info info,
36 MPI_File *fh)
37
38 int MPI_File_preallocate(MPI_File fh, MPI_Offset size)
39
40 int MPI_File_read_all_begin(MPI_File fh, void *buf, int count,
41 MPI_Datatype datatype)
42
43 int MPI_File_read_all_end(MPI_File fh, void *buf, MPI_Status *status)
44
45 int MPI_File_read_all(MPI_File fh, void *buf, int count,
46 MPI_Datatype datatype, MPI_Status *status)
47
48 int MPI_File_read_at_all_begin(MPI_File fh, MPI_Offset offset, void *buf,
49 int count, MPI_Datatype datatype)
50
51 int MPI_File_read_at_all_end(MPI_File fh, void *buf, MPI_Status *status)
52
53 int MPI_File_read_at(MPI_File fh, MPI_Offset offset, void *buf, int count,
54 MPI_Datatype datatype, MPI_Status *status)
55
56 int MPI_File_read(MPI_File fh, MPI_Offset offset, void *buf, int count,
57 MPI_Datatype datatype, MPI_Status *status)
58
59 int MPI_File_read_shared(MPI_File fh, MPI_Offset offset, void *buf, int count,
60 MPI_Datatype datatype, MPI_Status *status)
61
62 int MPI_File_read_at_all_shared(MPI_File fh, MPI_Offset offset, void *buf,
63 int count, MPI_Datatype datatype, MPI_Status *status)
64
65 int MPI_File_write_all_begin(MPI_File fh, void *buf, int count,
66 MPI_Datatype datatype, MPI_Status *status)
67
68 int MPI_File_write_all_end(MPI_File fh, void *buf, MPI_Status *status)
69
70 int MPI_File_write_all(MPI_File fh, void *buf, int count,
71 MPI_Datatype datatype, MPI_Status *status)
72
73 int MPI_File_write_at_all_begin(MPI_File fh, MPI_Offset offset, void *buf,
74 int count, MPI_Datatype datatype)
75
76 int MPI_File_write_at_all_end(MPI_File fh, void *buf, MPI_Status *status)
77
78 int MPI_File_write_at(MPI_File fh, MPI_Offset offset, void *buf, int count,
79 MPI_Datatype datatype, MPI_Status *status)
80
81 int MPI_File_write(MPI_File fh, MPI_Offset offset, void *buf, int count,
82 MPI_Datatype datatype, MPI_Status *status)
83
84 int MPI_File_write_shared(MPI_File fh, MPI_Offset offset, void *buf, int count,
85 MPI_Datatype datatype, MPI_Status *status)
86
87 int MPI_File_write_at_all_shared(MPI_File fh, MPI_Offset offset, void *buf,
88 int count, MPI_Datatype datatype, MPI_Status *status)
89
90 int MPI_File_write_at_shared(MPI_File fh, MPI_Offset offset, void *buf, int count,
91 MPI_Datatype datatype, MPI_Status *status)
92
93 int MPI_File_write_shared(MPI_File fh, MPI_Offset offset, void *buf, int count,
94 MPI_Datatype datatype, MPI_Status *status)
95
96 int MPI_File_write_at_shared(MPI_File fh, MPI_Offset offset, void *buf, int count,
97 MPI_Datatype datatype, MPI_Status *status)
98
99 int MPI_File_write_shared(MPI_File fh, MPI_Offset offset, void *buf, int count,
100 MPI_Datatype datatype, MPI_Status *status)

```

3.7.4 Semantics of Nonblocking Communications

The semantics of nonblocking communication is defined by suitably extending the definitions in Section 3.5.

Order Nonblocking communication operations are ordered according to the execution order of the calls that initiate the communication. The non-overtaking requirement of Section 3.5 is extended to nonblocking communication, with this definition of order being used.

Example 3.14 Message ordering for nonblocking operations.

```

1 CALL MPI_COMM_RANK(comm, rank, ierr)
2 IF (RANK.EQ.0) THEN
3     CALL MPI_ISEND(a, 1, MPI_REAL, 1, 0, comm, r1, ierr)
4     CALL MPI_ISEND(b, 1, MPI_REAL, 1, 0, comm, r2, ierr)
5 ELSE IF (rank.EQ.1) THEN
6     CALL MPI_Irecv(a, 1, MPI_REAL, 0, MPI_ANY_TAG, comm, r1, ierr)
7     CALL MPI_Irecv(b, 1, MPI_REAL, 0, 0, comm, r2, ierr)
8 END IF
9 CALL MPI_WAIT(r1, status, ierr)
10 CALL MPI_WAIT(r2, status, ierr)

```

The first send of process zero will match the first receive of process one, even if both messages are sent before process one executes either receive.

Progress A call to MPI_WAIT that completes a receive will eventually terminate and return if a matching send has been started, unless the send is satisfied by another receive. In particular, if the matching send is nonblocking, then the receive should complete even if no call is executed by the sender to complete the send. Similarly, a call to MPI_WAIT that completes a send will eventually return if a matching receive has been started, unless the receive is satisfied by another send, and even if no call is executed to complete the receive.

Example 3.15 An illustration of progress semantics.

```

1 CALL MPI_COMM_RANK(comm, rank, ierr)
2 IF (RANK.EQ.0) THEN
3     CALL MPI_SSEND(a, 1, MPI_REAL, 1, 0, comm, ierr)
4     CALL MPI_SEND(b, 1, MPI_REAL, 1, 1, comm, ierr)
5 ELSE IF (rank.EQ.1) THEN
6     CALL MPI_Irecv(a, 1, MPI_REAL, 0, 0, comm, r, ierr)
7     CALL MPI_RECV(b, 1, MPI_REAL, 0, 1, comm, status, ierr)
8     CALL MPI_WAIT(r, status, ierr)
9 END IF

```

This code should not deadlock in a correct MPI implementation. The first synchronous send of process zero must complete after process one posts the matching (nonblocking) receive even if process one has not yet reached the completing wait call. Thus, process zero will continue and execute the second send, allowing process one to complete execution.

If an `MPI_TEST` that completes a receive is repeatedly called with the same arguments, and a matching send has been started, then the call will eventually return `flag = true`, unless the send is satisfied by another receive. If an `MPI_TEST` that completes a send is repeatedly called with the same arguments, and a matching receive has been started, then the call will eventually return `flag = true`, unless the receive is satisfied by another send.

3.7.5 Multiple Completions

It is convenient to be able to wait for the completion of any, some, or all the operations in a list, rather than having to wait for a specific message. A call to `MPI_WAITANY` or `MPI_TESTANY` can be used to wait for the completion of one out of several operations. A call to `MPI_WAITALL` or `MPI_TESTALL` can be used to wait for all pending operations in a list. A call to `MPI_WAITSSOME` or `MPI_TESTSSOME` can be used to complete all enabled operations in a list.

`MPI_WAITANY` (count, array_of_requests, index, status)

IN	count	list length (non-negative integer)
INOUT	array_of_requests	array of requests (array of handles)
OUT	index	index of handle for operation that completed (integer)
OUT	status	status object (Status)

```
int MPI_Waitany(int count, MPI_Request *array_of_requests, int *index,
               MPI_Status *status)
```

```
MPI_WAITANY(COUNT, ARRAY_OF_REQUESTS, INDEX, STATUS, IERROR)
INTEGER COUNT, ARRAY_OF_REQUESTS(*), INDEX, STATUS(MPI_STATUS_SIZE),
IERROR
```

```
static int MPI::Request::Waitany(int count,
                                 MPI::Request array_of_requests[], MPI::Status& status)
```

```
static int MPI::Request::Waitany(int count,
                                 MPI::Request array_of_requests[])
```

Blocks until one of the operations associated with the active requests in the array has completed. If more than one operation is enabled and can terminate, one is arbitrarily chosen. Returns in `index` the index of that request in the array and returns in `status` the status of the completing communication. (The array is indexed from zero in C, and from one in Fortran.) If the request was allocated by a nonblocking communication operation, then it is deallocated and the request handle is set to `MPI_REQUEST_NULL`.

The `array_of_requests` list may contain null or inactive handles. If the list contains no active handles (list has length zero or all entries are null or inactive), then the call returns immediately with `index = MPI_UNDEFINED`, and an empty status.

The execution of `MPI_WAITANY(count, array_of_requests, index, status)` has the same effect as the execution of `MPI_WAIT(&array_of_requests[i], status)`, where `i` is the value returned by `index` (unless the value of `index` is `MPI_UNDEFINED`). `MPI_WAITANY` with an array containing one active entry is equivalent to `MPI_WAIT`.

```
1 int MPI_Win_complete(MPI_Win win)
2
3 int MPI_Win_create(void *base, MPI_Aint size, int disp_unit, MPI_Info info,
4                   MPI_Comm comm, MPI_Win *win)
5
6 int MPI_Win_fence(int assert, MPI_Win win)
7
8 int MPI_Win_free(MPI_Win *win)
9
10 int MPI_Win_get_group(MPI_Win win, MPI_Group *group)
11
12 int MPI_Win_lock(int lock_type, int rank, int assert, MPI_Win win)
13
14 int MPI_Win_post(MPI_Group group, int assert, MPI_Win win)
15
16 int MPI_Win_start(MPI_Group group, int assert, MPI_Win win)
17
18 int MPI_Win_test(MPI_Win win, int *flag)
19
20 int MPI_Win_unlock(int rank, MPI_Win win)
21
22 int MPI_Win_wait(MPI_Win win)
```

A.2.10 External Interfaces C Bindings

```
int MPI_Grequest_complete(MPI_Request request)

int MPI_Grequest_start(MPI_Grequest_query_function *query_fn,
                      MPI_Grequest_free_function *free_fn,
                      MPI_Grequest_cancel_function *cancel_fn, void *extra_state,
                      MPI_Request *request)

int MPI_Init_thread(int *argc, char **(*argv)[], int required,
                   int *provided)

int MPI_Is_thread_main(int *flag)

int MPI_Query_thread(int *provided)

int MPI_Status_set_cancelled(MPI_Status *status, int flag)

int MPI_Status_set_elements(MPI_Status *status, MPI_Datatype datatype,
                           int count)
```

A.2.11 I/O C Bindings

```
int MPI_File_close(MPI_File *fh)

int MPI_File_delete(char *filename, MPI_Info info)

int MPI_File_get_amode(MPI_File fh, int *amode)

int MPI_File_get_atomicity(MPI_File fh, int *flag)

int MPI_File_get_byte_offset(MPI_File fh, MPI_Offset offset,
                             MPI_Offset *disp)
```

```

int MPI_Info_get_nthkey(MPI_Info info, int n, char *key)
int MPI_Info_get_valuelen(MPI_Info info, char *key, int *valuelen,
    int *flag)
int MPI_Info_set(MPI_Info info, char *key, char *value)

```

A.2.8 Process Creation and Management C Bindings

```

int MPI_Close_port(char *port_name)
int MPI_Comm_accept(char *port_name, MPI_Info info, int root,
    MPI_Comm comm, MPI_Comm *newcomm)
int MPI_Comm_connect(char *port_name, MPI_Info info, int root,
    MPI_Comm comm, MPI_Comm *newcomm)
int MPI_Comm_disconnect(MPI_Comm *comm)
int MPI_Comm_get_parent(MPI_Comm *parent)
int MPI_Comm_join(int fd, MPI_Comm *intercomm)
int MPI_Comm_spawn(char *command, char *argv[], int maxprocs, MPI_Info
    info, int root, MPI_Comm comm, MPI_Comm *intercomm,
    int array_of_errcodes[])
int MPI_Comm_spawn_multiple(int count, char *array_of_commands[],
    char **array_of_argv[], int array_of_maxprocs[],
    MPI_Info array_of_info[], int root, MPI_Comm comm,
    MPI_Comm *intercomm, int array_of_errcodes[])
int MPI_Lookup_name(char *service_name, MPI_Info info, char *port_name)
int MPI_Open_port(MPI_Info info, char *port_name)
int MPI_Publish_name(char *service_name, MPI_Info info, char *port_name)
int MPI_Unpublish_name(char *service_name, MPI_Info info, char *port_name)

```

A.2.9 One-Sided Communications C Bindings

```

int MPI_Accumulate(void *origin_addr, int origin_count,
    MPI_Datatype origin_datatype, int target_rank,
    MPI_Aint target_disp, int target_count,
    MPI_Datatype target_datatype, MPI_Op op, MPI_Win win)
int MPI_Get(void *origin_addr, int origin_count, MPI_Datatype
    origin_datatype, int target_rank, MPI_Aint target_disp, int
    target_count, MPI_Datatype target_datatype, MPI_Win win)
int MPI_Put(void *origin_addr, int origin_count, MPI_Datatype
    origin_datatype, int target_rank, MPI_Aint target_disp, int
    target_count, MPI_Datatype target_datatype, MPI_Win win)

```

```

MPI_TESTANY(count, array_of_requests, index, flag, status)
    IN      count          list length (non-negative integer)
    INOUT   array_of_requests  array of requests (array of handles)
    OUT     index          index of operation that completed, or
                        MPI_UNDEFINED if none completed (integer)
    OUT     flag           true if one of the operations is complete (logical)
    OUT     status        status object (Status)
int MPI_Testany(int count, MPI_Request *array_of_requests, int *index,
    int *flag, MPI_Status *status)
MPI_TESTANY(COUNT, ARRAY_OF_REQUESTS, INDEX, FLAG, STATUS, IERROR)
    LOGICAL FLAG
    INTEGER COUNT, ARRAY_OF_REQUESTS(*), INDEX, STATUS(MPI_STATUS_SIZE),
    IERROR
static bool MPI::Request::Testany(int count,
    MPI::Request array_of_requests[], int& index,
    MPI::Status& status)
static bool MPI::Request::Testany(int count,
    MPI::Request array_of_requests[], int& index)

```

Tests for completion of either one or none of the operations associated with active handles. In the former case, it returns `flag = true`, returns in `index` the index of this request in the array, and returns in `status` the status of that operation; if the request was allocated by a nonblocking communication call then the request is deallocated and the handle is set to `MPI_REQUEST_NULL`. (The array is indexed from zero in C, and from one in Fortran.) In the latter case (no operation completed), it returns `flag = false`, returns a value of `MPI_UNDEFINED` in `index` and `status` is undefined.

The array may contain null or inactive handles. If the array contains no active handles then the call returns immediately with `flag = true`, `index = MPI_UNDEFINED`, and an empty `status`.

If the array of requests contains active handles then the execution of `MPI_TESTANY(count, array_of_requests, index, status)` has the same effect as the execution of `MPI_TEST(&array_of_requests[i], flag, status)`, for $i=0, 1, \dots, \text{count}-1$, in some arbitrary order, until one call returns `flag = true`, or all fail. In the former case, `index` is set to the last value of i , and in the latter case, it is set to `MPI_UNDEFINED`. `MPI_TESTANY` with an array containing one active entry is equivalent to `MPI_TEST`.

Rationale. The function `MPI_TESTANY` returns with `flag = true` exactly in those situations where the function `MPI_WAITANY` returns; both functions return in that case the same values in the remaining parameters. Thus, a blocking `MPI_WAITANY` can be easily replaced by a nonblocking `MPI_TESTANY`. The same relation holds for the other pairs of Wait and Test functions defined in this section. (*End of rationale.*)

```

MPI_WAITALL( count, array_of_requests, array_of_statuses)
    IN      count          lists length (non-negative integer)
    INOUT   array_of_requests  array of requests (array of handles)
    OUT     array_of_statuses  array of status objects (array of Status)

int MPI_Waitall(int count, MPI_Request *array_of_requests,
                MPI_Status *array_of_statuses)

MPI_WAITALL(COUNT, ARRAY_OF_REQUESTS, ARRAY_OF_STATUSES, IERROR)
    INTEGER COUNT, ARRAY_OF_REQUESTS(*)
    INTEGER ARRAY_OF_STATUSES(MPI_STATUS_SIZE,*), IERROR

static void MPI::Request::Waitall(int count,
                                   MPI::Request array_of_requests[],
                                   MPI::Status array_of_statuses[])

static void MPI::Request::Waitall(int count,
                                   MPI::Request array_of_requests[])

```

Blocks until all communication operations associated with active handles in the list complete, and return the status of all these operations (this includes the case where no handle in the list is active). Both arrays have the same number of valid entries. The *i*-th entry in `array_of_statuses` is set to the return status of the *i*-th operation. Requests that were created by nonblocking communication operations are deallocated and the corresponding handles in the array are set to `MPI_REQUEST_NULL`. The list may contain null or inactive handles. The call sets to empty the status of each such entry.

The error-free execution of `MPI_WAITALL(count, array_of_requests, array_of_statuses)` has the same effect as the execution of `MPI_WAIT(&array_of_request[i], &array_of_statuses[i])`, for $i=0, \dots, \text{count}-1$, in some arbitrary order. `MPI_WAITALL` with an array of length one is equivalent to `MPI_WAIT`.

When one or more of the communications completed by a call to `MPI_WAITALL` fail, it is desirable to return specific information on each communication. The function `MPI_WAITALL` will return in such case the error code `MPI_ERR_IN_STATUS` and will set the error field of each status to a specific error code. This code will be `MPI_SUCCESS`, if the specific communication completed; it will be another specific error code, if it failed; or it can be `MPI_ERR_PENDING` if it has neither failed nor completed. The function `MPI_WAITALL` will return `MPI_SUCCESS` if no request had an error, or will return another error code if it failed for other reasons (such as invalid arguments). In such cases, it will not update the error fields of the statuses.

Rationale. This design streamlines error handling in the application. The application code need only test the (single) function result to determine if an error has occurred. It needs to check each individual status only when an error occurred. (*End of rationale.*)

```

1  int MPI_Comm_get_errhandler(MPI_Comm comm, MPI_Errhandler *errhandler)
2
3  int MPI_Comm_set_errhandler(MPI_Comm comm, MPI_Errhandler errhandler)
4
5  int MPI_Errhandler_free(MPI_Errhandler *errhandler)
6
7  int MPI_Error_class(int errorcode, int *errorclass)
8
9  int MPI_Error_string(int errorcode, char *string, int *resultlen)
10
11 int MPI_File_call_errhandler(MPI_File fh, int errorcode)
12
13 int MPI_File_create_errhandler(MPI_File_errhandler_fn *function,
14                               MPI_Errhandler *errhandler)
15
16 int MPI_File_get_errhandler(MPI_File file, MPI_Errhandler *errhandler)
17
18 int MPI_File_set_errhandler(MPI_File file, MPI_Errhandler errhandler)
19
20 int MPI_Finalized(int *flag)
21
22 int MPI_Finalize(void)
23
24 int MPI_Free_mem(void *base)
25
26 int MPI_Get_processor_name(char *name, int *resultlen)
27
28 int MPI_Get_version(int *version, int *subversion)
29
30 int MPI_Initialized(int *flag)
31
32 int MPI_Init(int *argc, char ***argv)
33
34 int MPI_Win_call_errhandler(MPI_Win win, int errorcode)
35
36 int MPI_Win_create_errhandler(MPI_Win_errhandler_fn *function,
37                              MPI_Errhandler *errhandler)
38
39 int MPI_Win_get_errhandler(MPI_Win win, MPI_Errhandler *errhandler)
40
41 int MPI_Win_set_errhandler(MPI_Win win, MPI_Errhandler errhandler)
42
43 double MPI_Wtick(void)
44
45 double MPI_Wtime(void)
46
47
48

```

A.2.7 The Info Object C Bindings

```

1  int MPI_Info_create(MPI_Info *info)
2
3  int MPI_Info_delete(MPI_Info info, char *key)
4
5  int MPI_Info_dup(MPI_Info info, MPI_Info *newinfo)
6
7  int MPI_Info_free(MPI_Info *info)
8
9  int MPI_Info_get(MPI_Info info, char *key, int valuelen, char *value,
10                 int *flag)
11
12 int MPI_Info_get_nkeys(MPI_Info info, int *nkeys)

```


A.2.5 Process Topologies C Bindings

```

1
2
3
4
5
6
7
8
9
10
11
12
13
14
15
16
17
18
19
20
21
22
23
24
25
26
27
28
29
30
31
32
33
34
35
36
37
38
39
40
41
42
43
44
45
46
47
48
int MPI_Cart_coords(MPI_Comm comm, int rank, int maxdims, int *coords)
int MPI_Cart_create(MPI_Comm comm_old, int ndims, int *dims, int *periods,
    int reorder, MPI_Comm *comm_cart)
int MPI_Cartdim_get(MPI_Comm comm, int *ndims)
int MPI_Cart_get(MPI_Comm comm, int maxdims, int *dims, int *periods,
    int *coords)
int MPI_Cart_map(MPI_Comm comm, int ndims, int *dims, int *periods,
    int *newrank)
int MPI_Cart_rank(MPI_Comm comm, int *coords, int *rank)
int MPI_Cart_shift(MPI_Comm comm, int direction, int disp,
    int *rank_source, int *rank_dest)
int MPI_Cart_sub(MPI_Comm comm, int *remain_dims, MPI_Comm *newcomm)
int MPI_Dims_create(int nnodes, int ndims, int *dims)
int MPI_Graph_create(MPI_Comm comm_old, int nnodes, int *index, int *edges,
    int reorder, MPI_Comm *comm_graph)
int MPI_Graphdims_get(MPI_Comm comm, int *nnodes, int *nedges)
int MPI_Graph_get(MPI_Comm comm, int maxindex, int maxedges, int *index,
    int *edges)
int MPI_Graph_map(MPI_Comm comm, int nnodes, int *index, int *edges,
    int *newrank)
int MPI_Graph_neighbors_count(MPI_Comm comm, int rank, int *nneighbors)
int MPI_Graph_neighbors(MPI_Comm comm, int rank, int maxneighbors,
    int *neighbors)
int MPI_Topo_test(MPI_Comm comm, int *status)

```

A.2.6 MPI Environmenta Management C Bindings

```

37
38
39
40
41
42
43
44
45
46
47
48
int MPI_Abort(MPI_Comm comm, int errorcode)
int MPI_Add_error_class(int *errorclass)
int MPI_Add_error_code(int errorclass, int *errorcode)
int MPI_Add_error_string(int errorcode, char *string)
int MPI_Alloc_mem(MPI_Aint size, MPI_Info info, void *baseptr)
int MPI_Comm_call_errhandler(MPI_Comm comm, int errorcode)
int MPI_Comm_create_errhandler(MPI_Comm_errhandler_fn *function,
    MPI_Errhandler *errhandler)

```

```

1
2
3
4
5
6
7
8
9
10
11
12
13
14
15
16
17
18
19
20
21
22
23
24
25
26
27
28
29
30
31
32
33
34
35
36
37
38
39
40
41
42
43
44
45
46
47
48
MPI_TESTALL(count, array_of_requests, flag, array_of_statuses)
    IN      count                lists length (non-negative integer)
    INOUT   array_of_requests    array of requests (array of handles)
    OUT     flag                  (logical)
    OUT     array_of_statuses    array of status objects (array of Status)

int MPI_Testall(int count, MPI_Request *array_of_requests, int *flag,
    MPI_Status *array_of_statuses)

MPI_TESTALL(COUNT, ARRAY_OF_REQUESTS, FLAG, ARRAY_OF_STATUSES, IERROR)
    LOGICAL FLAG
    INTEGER COUNT, ARRAY_OF_REQUESTS(*),
    ARRAY_OF_STATUSES(MPI_STATUS_SIZE,*), IERROR

static bool MPI::Request::Testall(int count,
    MPI::Request array_of_requests[],
    MPI::Status array_of_statuses[])

static bool MPI::Request::Testall(int count,
    MPI::Request array_of_requests[])

Returns flag = true if all communications associated with active handles in the array
have completed (this includes the case where no handle in the list is active). In this case,
each status entry that corresponds to an active handle request is set to the status of the
corresponding communication; if the request was allocated by a nonblocking communication
call then it is deallocated, and the handle is set to MPI_REQUEST_NULL. Each status entry
that corresponds to a null or inactive handle is set to empty.

Otherwise, flag = false is returned, no request is modified and the values of the status
entries are undefined. This is a local operation.

Errors that occurred during the execution of MPI_TESTALL are handled as errors in
MPI_WAITALL.

MPI_WAITSOME(incount, array_of_requests, outcount, array_of_indices, array_of_statuses)
    IN      incount              length of array_of_requests (non-negative integer)
    INOUT   array_of_requests    array of requests (array of handles)
    OUT     outcount             number of completed requests (integer)
    OUT     array_of_indices     array of indices of operations that completed (array of
    integers)
    OUT     array_of_statuses    array of status objects for operations that completed
    (array of Status)

int MPI_Waitsome(int incount, MPI_Request *array_of_requests,
    int *outcount, int *array_of_indices,
    MPI_Status *array_of_statuses)

```



```

MPI_WAITSSOME(INCOUNT, ARRAY_OF_REQUESTS, OUTCOUNT, ARRAY_OF_INDICES,
              ARRAY_OF_STATUSES, IERROR)
    INTEGER INCOUNT, ARRAY_OF_REQUESTS(*), OUTCOUNT, ARRAY_OF_INDICES(*),
    ARRAY_OF_STATUSES(MPI_STATUS_SIZE,*), IERROR

static int MPI::Request::Waitssome(int incount,
    MPI::Request array_of_requests[], int array_of_indices[],
    MPI::Status array_of_statuses[])

static int MPI::Request::Waitssome(int incount,
    MPI::Request array_of_requests[], int array_of_indices[])

```

Waits until at least one of the operations associated with active handles in the list have completed. Returns in `outcount` the number of requests from the list `array_of_requests` that have completed. Returns in the first `outcount` locations of the array `array_of_indices` the indices of these operations (index within the array `array_of_requests`; the array is indexed from zero in C and from one in Fortran). Returns in the first `outcount` locations of the array `array_of_status` the status for these completed operations. If a request that completed was allocated by a nonblocking communication call, then it is deallocated, and the associated handle is set to `MPI_REQUEST_NULL`.

If the list contains no active handles, then the call returns immediately with `outcount = MPI_UNDEFINED`.

When one or more of the communications completed by `MPI_WAITSSOME` fails, then it is desirable to return specific information on each communication. The arguments `outcount`, `array_of_indices` and `array_of_statuses` will be adjusted to indicate completion of all communications that have succeeded or failed. The call will return the error code `MPI_ERR_IN_STATUS` and the error field of each status returned will be set to indicate success or to indicate the specific error that occurred. The call will return `MPI_SUCCESS` if no request resulted in an error, and will return another error code if it failed for other reasons (such as invalid arguments). In such cases, it will not update the error fields of the statuses.

```

MPI_TESTSSOME(incount, array_of_requests, outcount, array_of_indices, array_of_statuses)

```

IN	<code>incount</code>	length of <code>array_of_requests</code> (non-negative integer)
INOUT	<code>array_of_requests</code>	array of requests (array of handles)
OUT	<code>outcount</code>	number of completed requests (integer)
OUT	<code>array_of_indices</code>	array of indices of operations that completed (array of integers)
OUT	<code>array_of_statuses</code>	array of status objects for operations that completed (array of Status)

```

int MPI_Testssome(int incount, MPI_Request *array_of_requests,
    int *outcount, int *array_of_indices,
    MPI_Status *array_of_statuses)

```

```

int MPI_Intercomm_merge(MPI_Comm intercomm, int high,
    MPI_Comm *newintracomm)

int MPI_Type_create_keyval(MPI_Type_copy_attr_function *type_copy_attr_fn,
    MPI_Type_delete_attr_function *type_delete_attr_fn,
    int *type_keyval, void *extra_state)

int MPI_Type_delete_attr(MPI_Datatype type, int type_keyval)

int MPI_TYPE_DUP_FN(MPI_Datatype oldtype, int type_keyval,
    void *extra_state, void *attribute_val_in,
    void *attribute_val_out, int *flag)

int MPI_Type_free_keyval(int *type_keyval)

int MPI_Type_get_attr(MPI_Datatype type, int type_keyval, void
    *attribute_val, int *flag)

int MPI_Type_get_name(MPI_Datatype type, char *type_name, int *resultlen)

int MPI_TYPE_NULL_COPY_FN(MPI_Datatype oldtype, int type_keyval,
    void *extra_state, void *attribute_val_in,
    void *attribute_val_out, int *flag)

int MPI_TYPE_NULL_DELETE_FN(MPI_Datatype type, int type_keyval, void
    *attribute_val, void *extra_state)

int MPI_Type_set_attr(MPI_Datatype type, int type_keyval,
    void *attribute_val)

int MPI_Type_set_name(MPI_Datatype type, char *type_name)

int MPI_Win_create_keyval(MPI_Win_copy_attr_function *win_copy_attr_fn,
    MPI_Win_delete_attr_function *win_delete_attr_fn,
    int *win_keyval, void *extra_state)

int MPI_Win_delete_attr(MPI_Win win, int win_keyval)

int MPI_WIN_DUP_FN(MPI_Win oldwin, int win_keyval, void *extra_state,
    void *attribute_val_in, void *attribute_val_out, int *flag)

int MPI_Win_free_keyval(int *win_keyval)

int MPI_Win_get_attr(MPI_Win win, int win_keyval, void *attribute_val,
    int *flag)

int MPI_Win_get_name(MPI_Win win, char *win_name, int *resultlen)

int MPI_WIN_NULL_COPY_FN(MPI_Win oldwin, int win_keyval, void *extra_state,
    void *attribute_val_in, void *attribute_val_out, int *flag)

int MPI_WIN_NULL_DELETE_FN(MPI_Win win, int win_keyval, void
    *attribute_val, void *extra_state)

int MPI_Win_set_attr(MPI_Win win, int win_keyval, void *attribute_val)

int MPI_Win_set_name(MPI_Win win, char *win_name)

```

```

1 int MPI_COMM_NULL_COPY_FN(MPI_Comm oldcomm, int comm_keyval,
2     void *extra_state, void *attribute_val_in,
3     void *attribute_val_out, int *flag)
4
5 int MPI_COMM_NULL_DELETE_FN(MPI_Comm comm, int comm_keyval, void
6     *attribute_val, void *extra_state)
7
8 int MPI_Comm_rank(MPI_Comm comm, int *rank)
9
10 int MPI_Comm_remote_group(MPI_Comm comm, MPI_Group *group)
11
12 int MPI_Comm_remote_size(MPI_Comm comm, int *size)
13
14 int MPI_Comm_set_attr(MPI_Comm comm, int comm_keyval, void *attribute_val)
15
16 int MPI_Comm_set_name(MPI_Comm comm, char *comm_name)
17
18 int MPI_Comm_size(MPI_Comm comm, int *size)
19
20 int MPI_Comm_split(MPI_Comm comm, int color, int key, MPI_Comm *newcomm)
21
22 int MPI_Comm_test_inter(MPI_Comm comm, int *flag)
23
24 int MPI_Group_compare(MPI_Group group1, MPI_Group group2, int *result)
25
26 int MPI_Group_difference(MPI_Group group1, MPI_Group group2,
27     MPI_Group *newgroup)
28
29 int MPI_Group_excl(MPI_Group group, int n, int *ranks, MPI_Group *newgroup)
30
31 int MPI_Group_free(MPI_Group *group)
32
33 int MPI_Group_incl(MPI_Group group, int n, int *ranks, MPI_Group *newgroup)
34
35 int MPI_Group_intersection(MPI_Group group1, MPI_Group group2,
36     MPI_Group *newgroup)
37
38 int MPI_Group_range_excl(MPI_Group group, int n, int ranges[][3],
39     MPI_Group *newgroup)
40
41 int MPI_Group_range_incl(MPI_Group group, int n, int ranges[][3],
42     MPI_Group *newgroup)
43
44 int MPI_Group_rank(MPI_Group group, int *rank)
45
46 int MPI_Group_size(MPI_Group group, int *size)
47
48 int MPI_Group_translate_ranks (MPI_Group group1, int n, int *ranks1,
49     MPI_Group group2, int *ranks2)
50
51 int MPI_Group_union(MPI_Group group1, MPI_Group group2,
52     MPI_Group *newgroup)
53
54 int MPI_Intercomm_create(MPI_Comm local_comm, int local_leader,
55     MPI_Comm peer_comm, int remote_leader, int tag,
56     MPI_Comm *newintercomm)

```

```

1 MPI_TESTSOME(INCOUNT, ARRAY_OF_REQUESTS, OUTCOUNT, ARRAY_OF_INDICES,
2     ARRAY_OF_STATUSES, IERROR)
3     INTEGER INCOUNT, ARRAY_OF_REQUESTS(*), OUTCOUNT, ARRAY_OF_INDICES(*),
4     ARRAY_OF_STATUSES(MPI_STATUS_SIZE,*), IERROR
5
6 static int MPI::Request::Testsome(int incount,
7     MPI::Request array_of_requests[], int array_of_indices[],
8     MPI::Status array_of_statuses[])
9
10 static int MPI::Request::Testsome(int incount,
11     MPI::Request array_of_requests[], int array_of_indices[])

```

Behaves like MPI_WAITSSOME, except that it returns immediately. If no operation has completed it returns outcount = 0. If there is no active handle in the list it returns outcount = MPI_UNDEFINED.

MPI_TESTSSOME is a local operation, which returns immediately, whereas MPI_WAITSSOME will block until a communication completes, if it was passed a list that contains at least one active handle. Both calls fulfill a fairness requirement: If a request for a receive repeatedly appears in a list of requests passed to MPI_WAITSSOME or MPI_TESTSSOME, and a matching send has been posted, then the receive will eventually succeed, unless the send is satisfied by another receive; and similarly for send requests.

Errors that occur during the execution of MPI_TESTSSOME are handled as for MPI_WAITSSOME.

Advice to users. The use of MPI_TESTSSOME is likely to be more efficient than the use of MPI_TESTANY. The former returns information on all completed communications, with the latter, a new call is required for each communication that completes.

A server with multiple clients can use MPI_WAITSSOME so as not to starve any client. Clients send messages to the server with service requests. The server calls MPI_WAITSSOME with one receive request for each client, and then handles all receives that completed. If a call to MPI_WAITANY is used instead, then one client could starve while requests from another client always sneak in first. (*End of advice to users.*)

Advice to implementors. MPI_TESTSSOME should complete as many pending communications as possible. (*End of advice to implementors.*)

Example 3.16 Client-server code (starvation can occur).

```

38 CALL MPI_COMM_SIZE(comm, size, ierr)
39 CALL MPI_COMM_RANK(comm, rank, ierr)
40 IF(rank .GT. 0) THEN
41     ! client code
42     DO WHILE(.TRUE.)
43         CALL MPI_ISEND(a, n, MPI_REAL, 0, tag, comm, request, ierr)
44         CALL MPI_WAIT(request, status, ierr)
45     END DO
46 ELSE
47     ! rank=0 -- server code
48     DO i=1, size-1
49         CALL MPI_Irecv(a(1,i), n, MPI_REAL, i tag,
50             comm, request_list(i), ierr)

```

```

END DO
DO WHILE(.TRUE.)
  CALL MPI_WAITANY(size-1, request_list, index, status, ierr)
  CALL DO_SERVICE(a(1,index)) ! handle one message
  CALL MPI_Irecv(a(1, index), n, MPI_REAL, index, tag,
               comm, request_list(index), ierr)
END DO
END IF

```

Example 3.17 Same code, using MPI_WAITSOME.

```

CALL MPI_COMM_SIZE(comm, size, ierr)
CALL MPI_COMM_RANK(comm, rank, ierr)
IF(rank .GT. 0) THEN ! client code
  DO WHILE(.TRUE.)
    CALL MPI_ISEND(a, n, MPI_REAL, 0, tag, comm, request, ierr)
    CALL MPI_WAIT(request, status, ierr)
  END DO
ELSE ! rank=0 -- server code
  DO i=1, size-1
    CALL MPI_Irecv(a(1,i), n, MPI_REAL, i, tag,
                 comm, request_list(i), ierr)
  END DO
  DO WHILE(.TRUE.)
    CALL MPI_WAITSOME(size, request_list, numdone,
                    indices, statuses, ierr)
    DO i=1, numdone
      CALL DO_SERVICE(a(1, indices(i)))
      CALL MPI_Irecv(a(1, indices(i)), n, MPI_REAL, 0, tag,
                   comm, request_list(indices(i)), ierr)
    END DO
  END DO
END IF

```

3.7.6 Non-destructive Test of status

This call is useful for accessing the information associated with a request, without freeing the request (in case the user is expected to access it later). It allows one to layer libraries more conveniently, since multiple layers of software may access the same completed request and extract from it the status information.

```

1 int MPI_Gather(void* sendbuf, int sendcount, MPI_Datatype sendtype,
2               void* recvbuf, int recvcount, MPI_Datatype recvtype, int root,
3               MPI_Comm comm)
4
5 int MPI_Gatherv(void* sendbuf, int sendcount, MPI_Datatype sendtype,
6                void* recvbuf, int *recvcounts, int *displs,
7                MPI_Datatype recvtype, int root, MPI_Comm comm)
8
9 int MPI_Op_create(MPI_User_function *function, int commute, MPI_Op *op)
10
11 int MPI_op_free( MPI_Op *op)
12
13 int MPI_Reduce_scatter(void* sendbuf, void* recvbuf, int *recvcounts,
14                       MPI_Datatype datatype, MPI_Op op, MPI_Comm comm)
15
16 int MPI_Reduce(void* sendbuf, void* recvbuf, int count,
17               MPI_Datatype datatype, MPI_Op op, int root, MPI_Comm comm)
18
19 int MPI_Scan(void* sendbuf, void* recvbuf, int count,
20              MPI_Datatype datatype, MPI_Op op, MPI_Comm comm )
21
22 int MPI_Scatter(void* sendbuf, int sendcount, MPI_Datatype sendtype,
23                void* recvbuf, int recvcount, MPI_Datatype recvtype, int root,
24                MPI_Comm comm)
25
26 int MPI_Scatterv(void* sendbuf, int *sendcounts, int *displs,
27                 MPI_Datatype sendtype, void* recvbuf, int recvcount,
28                 MPI_Datatype recvtype, int root, MPI_Comm comm)

```

A.2.4 Groups, Contexts, Communicators, and Caching C Bindings

```

29 int MPI_Comm_compare(MPI_Comm comm1, MPI_Comm comm2, int *result)
30
31 int MPI_Comm_create_keyval(MPI_Comm_copy_attr_function *comm_copy_attr_fn,
32                             MPI_Comm_delete_attr_function *comm_delete_attr_fn,
33                             int *comm_keyval, void *extra_state)
34
35 int MPI_Comm_create(MPI_Comm comm, MPI_Group group, MPI_Comm *newcomm)
36
37 int MPI_Comm_delete_attr(MPI_Comm comm, int comm_keyval)
38
39 int MPI_COMM_DUP_FN(MPI_Comm oldcomm, int comm_keyval, void *extra_state,
40                     void *attribute_val_in, void *attribute_val_out, int *flag)
41
42 int MPI_Comm_dup(MPI_Comm comm, MPI_Comm *newcomm)
43
44 int MPI_Comm_free_keyval(int *comm_keyval)
45
46 int MPI_Comm_free(MPI_Comm *comm)
47
48 int MPI_Comm_get_attr(MPI_Comm comm, int comm_keyval, void *attribute_val,
49                       int *flag)
50
51 int MPI_Comm_get_name(MPI_Comm comm, char *comm_name, int *resultlen)
52
53 int MPI_Comm_group(MPI_Comm comm, MPI_Group *group)

```

```

1 int MPI_Type_get_extent(MPI_Datatype datatype, MPI_Aint *lb,
2 MPI_Aint *extent)
3
4 int MPI_Type_get_true_extent(MPI_Datatype datatype, MPI_Aint *true_lb,
5 MPI_Aint *true_extent)
6
7 int MPI_Type_indexed(int count, int *array_of_blocklengths,
8 int *array_of_displacements, MPI_Datatype oldtype,
9 MPI_Datatype *newtype)
10
11 int MPI_Type_size(MPI_Datatype datatype, int *size)
12
13 int MPI_Type_vector(int count, int blocklength, int stride,
14 MPI_Datatype oldtype, MPI_Datatype *newtype)
15
16 int MPI_Unpack_external(char *datarep, void *inbuf, MPI_Aint insize,
17 MPI_Aint *position, void *outbuf, int outcount,
18 MPI_Datatype datatype)
19
20
21
22
23
24
25
26
27
28
29
30
31
32
33
34
35
36
37
38
39
40
41
42
43
44
45
46
47
48
int MPI_Unpack(void* inbuf, int insize, int *position, void *outbuf,
int outcount, MPI_Datatype datatype, MPI_Comm comm)

A.2.3 Collective Communication C Bindings

int MPI_Allgather(void* sendbuf, int sendcount, MPI_Datatype sendtype,
void* recvbuf, int recvcount, MPI_Datatype recvtype,
MPI_Comm comm)

int MPI_Allgatherv(void* sendbuf, int sendcount, MPI_Datatype sendtype,
void* recvbuf, int *recvcounts, int *displs,
MPI_Datatype recvtype, MPI_Comm comm)

int MPI_Allreduce(void* sendbuf, void* recvbuf, int count,
MPI_Datatype datatype, MPI_Op op, MPI_Comm comm)

int MPI_Alltoall(void* sendbuf, int sendcount, MPI_Datatype sendtype,
void* recvbuf, int recvcount, MPI_Datatype recvtype,
MPI_Comm comm)

int MPI_Alltoallv(void* sendbuf, int *sendcounts, int *sdispls,
MPI_Datatype sendtype, void* recvbuf, int *recvcounts,
int *rdispls, MPI_Datatype recvtype, MPI_Comm comm)

int MPI_Alltoallw(void *sendbuf, int sendcounts[], int sdispls[],
MPI_Datatype sendtypes[], void *recvbuf, int recvcounts[],
int rdispls[], MPI_Datatype recvtypes[], MPI_Comm comm)

int MPI_Barrier(MPI_Comm comm)

int MPI_Bcast(void* buffer, int count, MPI_Datatype datatype, int root,
MPI_Comm comm)

int MPI_Exscan(void *sendbuf, void *recvbuf, int count,
MPI_Datatype datatype, MPI_Op op, MPI_Comm comm)

```

```

1 MPI_REQUEST_GET_STATUS( request, flag, status )
2
3 IN request request (handle)
4 OUT flag boolean flag, same as from MPI_TEST (logical)
5 OUT status MPI_STATUS object if flag is true (Status)

```

```

7 int MPI_Request_get_status(MPI_Request request, int *flag,
8 MPI_Status *status)
9

```

```

10 MPI_REQUEST_GET_STATUS( REQUEST, FLAG, STATUS, IERROR)
11 INTEGER REQUEST, STATUS(MPI_STATUS_SIZE), IERROR
12 LOGICAL FLAG

```

```

13 bool MPI::Request::Get_status(MPI::Status& status) const
14

```

```

15 bool MPI::Request::Get_status() const
16

```

Sets flag=true if the operation is complete, and, if so, returns in status the request status. However, unlike test or wait, it does not deallocate or inactivate the request; a subsequent call to test, wait or free should be executed with that request. It sets flag=false if the operation is not complete.

3.8 Probe and Cancel

The MPI_PROBE and MPI_IPROBE operations allow incoming messages to be checked for, without actually receiving them. The user can then decide how to receive them, based on the information returned by the probe (basically, the information returned by status). In particular, the user may allocate memory for the receive buffer, according to the length of the probed message.

The MPI_CANCEL operation allows pending communications to be canceled. This is required for cleanup. Posting a send or a receive ties up user resources (send or receive buffers), and a cancel may be needed to free these resources gracefully.

```

33 MPI_IPROBE(source, tag, comm, flag, status)
34

```

```

35 IN source source rank, or MPI_ANY_SOURCE (integer)
36 IN tag tag value or MPI_ANY_TAG (integer)
37 IN comm communicator (handle)
38 OUT flag (logical)
39 OUT status status object (Status)

```

```

42 int MPI_Iprobe(int source, int tag, MPI_Comm comm, int *flag,
43 MPI_Status *status)
44

```

```

45 MPI_IPROBE(SOURCE, TAG, COMM, FLAG, STATUS, IERROR)
46 LOGICAL FLAG
47 INTEGER SOURCE, TAG, COMM, STATUS(MPI_STATUS_SIZE), IERROR
48

```

```
bool MPI::Comm::Iprobe(int source, int tag, MPI::Status& status) const
```

```
bool MPI::Comm::Iprobe(int source, int tag) const
```

MPI_IPROBE(source, tag, comm, flag, status) returns flag = true if there is a message that can be received and that matches the pattern specified by the arguments source, tag, and comm. The call matches the same message that would have been received by a call to MPI_RECV(..., source, tag, comm, status) executed at the same point in the program, and returns in status the same value that would have been returned by MPI_RECV(). Otherwise, the call returns flag = false, and leaves status undefined.

If MPI_IPROBE returns flag = true, then the content of the status object can be subsequently accessed as described in Section 3.2.5 to find the source, tag and length of the probed message.

A subsequent receive executed with the same communicator, and the source and tag returned in status by MPI_IPROBE will receive the message that was matched by the probe, if no other intervening receive occurs after the probe, and the send is not successfully cancelled before the receive. If the receiving process is multi-threaded, it is the user's responsibility to ensure that the last condition holds.

The source argument of MPI_PROBE can be MPI_ANY_SOURCE, and the tag argument can be MPI_ANY_TAG, so that one can probe for messages from an arbitrary source and/or with an arbitrary tag. However, a specific communication context must be provided with the comm argument.

It is not necessary to receive a message immediately after it has been probed for, and the same message may be probed for several times before it is received.

```
MPI_PROBE(source, tag, comm, status)
```

IN	source	source rank, or MPI_ANY_SOURCE (integer)
IN	tag	tag value, or MPI_ANY_TAG (integer)
IN	comm	communicator (handle)
OUT	status	status object (Status)

```
int MPI_Probe(int source, int tag, MPI_Comm comm, MPI_Status *status)
```

```
MPI_PROBE(SOURCE, TAG, COMM, STATUS, IERROR)
```

```
INTEGER SOURCE, TAG, COMM, STATUS(MPI_STATUS_SIZE), IERROR
```

```
void MPI::Comm::Probe(int source, int tag, MPI::Status& status) const
```

```
void MPI::Comm::Probe(int source, int tag) const
```

MPI_PROBE behaves like MPI_IPROBE except that it is a blocking call that returns only after a matching message has been found.

The MPI implementation of MPI_PROBE and MPI_IPROBE needs to guarantee progress: if a call to MPI_PROBE has been issued by a process, and a send that matches the probe has been initiated by some process, then the call to MPI_PROBE will return, unless the message is received by another concurrent receive operation (that is executed by another thread at the probing process). Similarly, if a process busy waits with MPI_IPROBE and

```
MPI_Datatype datatype, void *outbuf, MPI_Aint outsize,
MPI_Aint *position)
```

```
int MPI_Pack_external_size(char *datarep, int incount,
MPI_Datatype datatype, MPI_Aint *size)
```

```
int MPI_Pack_size(int incount, MPI_Datatype datatype, MPI_Comm comm,
int *size)
```

```
int MPI_Pack(void* inbuf, int incount, MPI_Datatype datatype, void *outbuf,
int outsize, int *position, MPI_Comm comm)
```

```
int MPI_Type_commit(MPI_Datatype *datatype)
```

```
int MPI_Type_contiguous(int count, MPI_Datatype oldtype,
MPI_Datatype *newtype)
```

```
int MPI_Type_create_darray(int size, int rank, int ndims,
int array_of_gsizes[], int array_of_distrib[], int
array_of_dargs[], int array_of_psizes[], int order,
MPI_Datatype oldtype, MPI_Datatype *newtype)
```

```
int MPI_Type_create_hindexed(int count, int array_of_blocklengths[],
MPI_Aint array_of_displacements[], MPI_Datatype oldtype,
MPI_Datatype *newtype)
```

```
int MPI_Type_create_hvector(int count, int blocklength, MPI_Aint stride,
MPI_Datatype oldtype, MPI_Datatype *newtype)
```

```
int MPI_Type_create_indexed_block(int count, int blocklength,
int array_of_displacements[], MPI_Datatype oldtype,
MPI_Datatype *newtype)
```

```
int MPI_Type_create_resized(MPI_Datatype oldtype, MPI_Aint lb, MPI_Aint
extent, MPI_Datatype *newtype)
```

```
int MPI_Type_create_struct(int count, int array_of_blocklengths[],
MPI_Aint array_of_displacements[],
MPI_Datatype array_of_types[], MPI_Datatype *newtype)
```

```
int MPI_Type_create_subarray(int ndims, int array_of_sizes[],
int array_of_subsizes[], int array_of_starts[], int order,
MPI_Datatype oldtype, MPI_Datatype *newtype)
```

```
int MPI_Type_dup(MPI_Datatype type, MPI_Datatype *newtype)
```

```
int MPI_Type_free(MPI_Datatype *datatype)
```

```
int MPI_Type_get_contents(MPI_Datatype datatype, int max_integers,
int max_addresses, int max_datatypes, int array_of_integers[],
MPI_Aint array_of_addresses[],
MPI_Datatype array_of_datatypes[])
```

```
int MPI_Type_get_envelope(MPI_Datatype datatype, int *num_integers,
int *num_addresses, int *num_datatypes, int *combiner)
```

```

1 int MPI_Sendrecv_replace(void* buf, int count, MPI_Datatype datatype,
2     int dest, int sendtag, int source, int recvtag, MPI_Comm comm,
3     MPI_Status *status)
4
5 int MPI_Sendrecv(void *sendbuf, int sendcount, MPI_Datatype sendtype,
6     int dest, int sendtag, void *recvbuf, int recvcount,
7     MPI_Datatype recvtype, int source, int recvtag, MPI_Comm comm,
8     MPI_Status *status)
9
10 int MPI_Send(void* buf, int count, MPI_Datatype datatype, int dest,
11     int tag, MPI_Comm comm)
12
13 int MPI_Ssend_init(void* buf, int count, MPI_Datatype datatype, int dest,
14     int tag, MPI_Comm comm, MPI_Request *request)
15
16 int MPI_Ssend(void* buf, int count, MPI_Datatype datatype, int dest,
17     int tag, MPI_Comm comm)
18
19 int MPI_Startall(int count, MPI_Request *array_of_requests)
20
21 int MPI_Start(MPI_Request *request)
22
23 int MPI_Testall(int count, MPI_Request *array_of_requests, int *flag,
24     MPI_Status *array_of_statuses)
25
26 int MPI_Testany(int count, MPI_Request *array_of_requests, int *index,
27     int *flag, MPI_Status *status)
28
29 int MPI_Test_cancelled(MPI_Status *status, int *flag)
30
31 int MPI_Test(MPI_Request *request, int *flag, MPI_Status *status)
32
33 int MPI_Testsome(int incount, MPI_Request *array_of_requests,
34     int *outcount, int *array_of_indices,
35     MPI_Status *array_of_statuses)
36
37 int MPI_Waitall(int count, MPI_Request *array_of_requests,
38     MPI_Status *array_of_statuses)
39
40 int MPI_Waitany(int count, MPI_Request *array_of_requests, int *index,
41     MPI_Status *status)
42
43 int MPI_Wait(MPI_Request *request, MPI_Status *status)
44
45 int MPI_Waitsome(int incount, MPI_Request *array_of_requests,
46     int *outcount, int *array_of_indices,
47     MPI_Status *array_of_statuses)
48
49
50 A.2.2 Datatypes C Bindings
51
52 int MPI_Get_address(void *location, MPI_Aint *address)
53
54 int MPI_Get_elements(MPI_Status *status, MPI_Datatype datatype, int *count)
55
56 int MPI_Pack_external(char *datarep, void *inbuf, int incount,

```

a matching message has been issued, then the call to MPI_IPROBE will eventually return `flag = true` unless the message is received by another concurrent receive operation.

Example 3.18 Use blocking probe to wait for an incoming message.

```

1 CALL MPI_COMM_RANK(comm, rank, ierr)
2 IF (rank.EQ.0) THEN
3     CALL MPI_SEND(i, 1, MPI_INTEGER, 2, 0, comm, ierr)
4 ELSE IF (rank.EQ.1) THEN
5     CALL MPI_SEND(x, 1, MPI_REAL, 2, 0, comm, ierr)
6 ELSE IF (rank.EQ.2) THEN
7     DO i=1, 2
8         CALL MPI_PROBE(MPI_ANY_SOURCE, 0,
9             comm, status, ierr)
10        IF (status(MPI_SOURCE) .EQ. 0) THEN
11            CALL MPI_RECV(i, 1, MPI_INTEGER, 0, 0, comm, status, ierr)
12        ELSE
13            CALL MPI_RECV(x, 1, MPI_REAL, 1, 0, comm, status, ierr)
14        END IF
15    END DO
16 END IF

```

Each message is received with the right type.

Example 3.19 A similar program to the previous example, but now it has a problem.

```

1 CALL MPI_COMM_RANK(comm, rank, ierr)
2 IF (rank.EQ.0) THEN
3     CALL MPI_SEND(i, 1, MPI_INTEGER, 2, 0, comm, ierr)
4 ELSE IF (rank.EQ.1) THEN
5     CALL MPI_SEND(x, 1, MPI_REAL, 2, 0, comm, ierr)
6 ELSE IF (rank.EQ.2) THEN
7     DO i=1, 2
8         CALL MPI_PROBE(MPI_ANY_SOURCE, 0,
9             comm, status, ierr)
10        IF (status(MPI_SOURCE) .EQ. 0) THEN
11            CALL MPI_RECV(i, 1, MPI_INTEGER, MPI_ANY_SOURCE,
12                0, comm, status, ierr)
13        ELSE
14            CALL MPI_RECV(x, 1, MPI_REAL, MPI_ANY_SOURCE,
15                0, comm, status, ierr)
16        END IF
17    END DO
18 END IF

```

We slightly modified example 3.18, using `MPI_ANY_SOURCE` as the source argument in the two receive calls in statements labeled 100 and 200. The program is now incorrect: the receive operation may receive a message that is distinct from the message probed by the preceding call to `MPI_PROBE`.

Advice to implementors. A call to `MPI_PROBE(source, tag, comm, status)` will match the message that would have been received by a call to `MPI_RECV(..., source, tag, comm, status)` executed at the same point. Suppose that this message has source `s`, tag `t` and communicator `c`. If the tag argument in the probe call has value `MPI_ANY_TAG` then the message probed will be the earliest pending message from source `s` with communicator `c` and any tag; in any case, the message probed will be the earliest pending message from source `s` with tag `t` and communicator `c` (this is the message that would have been received, so as to preserve message order). This message continues as the earliest pending message from source `s` with tag `t` and communicator `c`, until it is received. A receive operation subsequent to the probe that uses the same communicator as the probe and uses the tag and source values returned by the probe, must receive this message, unless it has already been received by another receive operation. (*End of advice to implementors.*)

`MPI_CANCEL(request)`

IN request communication request (handle)

`int MPI_Cancel(MPI_Request *request)`

`MPI_CANCEL(REQUEST, IERROR)`
INTEGER REQUEST, IERROR

`void MPI::Request::Cancel() const`

A call to `MPI_CANCEL` marks for cancellation a pending, nonblocking communication operation (send or receive). The cancel call is local. It returns immediately, possibly before the communication is actually canceled. It is still necessary to complete a communication that has been marked for cancellation, using a call to `MPI_REQUEST_FREE`, `MPI_WAIT` or `MPI_TEST` (or any of the derived operations).

If a communication is marked for cancellation, then a `MPI_WAIT` call for that communication is guaranteed to return, irrespective of the activities of other processes (i.e., `MPI_WAIT` behaves as a local function); similarly if `MPI_TEST` is repeatedly called in a busy wait loop for a canceled communication, then `MPI_TEST` will eventually be successful.

`MPI_CANCEL` can be used to cancel a communication that uses a persistent request (see Section 3.9), in the same way it is used for nonpersistent requests. A successful cancellation cancels the active communication, but not the request itself. After the call to `MPI_CANCEL` and the subsequent call to `MPI_WAIT` or `MPI_TEST`, the request becomes inactive and can be activated for a new communication.

The successful cancellation of a buffered send frees the buffer space occupied by the pending message.

Either the cancellation succeeds, or the communication succeeds, but not both. If a send is marked for cancellation, then it must be the case that either the send completes normally, in which case the message sent was received at the destination process, or that the send is successfully canceled, in which case no part of the message was received at the destination. Then, any matching receive has to be satisfied by another send. If a receive is marked for cancellation, then it must be the case that either the receive completes normally,

A.2 C Bindings

A.2.1 Point-to-Point Communication C Bindings

`int MPI_Bsend_init(void* buf, int count, MPI_Datatype datatype, int dest, int tag, MPI_Comm comm, MPI_Request *request)`

`int MPI_Bsend(void* buf, int count, MPI_Datatype datatype, int dest, int tag, MPI_Comm comm)`

`int MPI_Buffer_attach(void* buffer, int size)`

`int MPI_Buffer_detach(void* buffer_addr, int* size)`

`int MPI_Cancel(MPI_Request *request)`

`int MPI_Get_count(MPI_Status *status, MPI_Datatype datatype, int *count)`

`int MPI_Ibsend(void* buf, int count, MPI_Datatype datatype, int dest, int tag, MPI_Comm comm, MPI_Request *request)`

`int MPI_Iprobe(int source, int tag, MPI_Comm comm, int *flag, MPI_Status *status)`

`int MPI_Irecv(void* buf, int count, MPI_Datatype datatype, int source, int tag, MPI_Comm comm, MPI_Request *request)`

`int MPI_Irsend(void* buf, int count, MPI_Datatype datatype, int dest, int tag, MPI_Comm comm, MPI_Request *request)`

`int MPI_Isend(void* buf, int count, MPI_Datatype datatype, int dest, int tag, MPI_Comm comm, MPI_Request *request)`

`int MPI_Issend(void* buf, int count, MPI_Datatype datatype, int dest, int tag, MPI_Comm comm, MPI_Request *request)`

`int MPI_Probe(int source, int tag, MPI_Comm comm, MPI_Status *status)`

`int MPI_Recv_init(void* buf, int count, MPI_Datatype datatype, int source, int tag, MPI_Comm comm, MPI_Request *request)`

`int MPI_Recv(void* buf, int count, MPI_Datatype datatype, int source, int tag, MPI_Comm comm, MPI_Status *status)`

`int MPI_Request_free(MPI_Request *request)`

`int MPI_Request_get_status(MPI_Request request, int *flag, MPI_Status *status)`

`int MPI_Rsend_init(void* buf, int count, MPI_Datatype datatype, int dest, int tag, MPI_Comm comm, MPI_Request *request)`

`int MPI_Rsend(void* buf, int count, MPI_Datatype datatype, int dest, int tag, MPI_Comm comm)`

`int MPI_Send_init(void* buf, int count, MPI_Datatype datatype, int dest, int tag, MPI_Comm comm, MPI_Request *request)`


```

file 1
host 2
io_node_list 3
ip_address 4
ip_port 5
nb_proc 6
no_locks 7
num_io_nodes 8
path 9
soft 10
striping_factor 11
striping_unit 12
wdir 13

```

A.1.6 Info Values

```

false 18
random 19
read_mostly 20
read_once 21
reverse_sequential 22
sequential 23
true 24
write_mostly 25
write_once 26

```

1
2
3
4
5
6
7
8
9
10
11
12
13
14
15
16
17
18
19
20
21
22
23
24
25
26
27
28
29
30
31
32
33
34
35
36
37
38
39
40
41
42
43
44
45
46
47
48

1 or that the receive is successfully canceled, in which case no part of the receive buffer is
2 altered. Then, any matching send has to be satisfied by another receive.

3 If the operation has been canceled, then information to that effect will be returned in
4 the status argument of the operation that completes the communication.

5
6
7 MPI_TEST_CANCELLED(status, flag)

8 IN status status object (Status)
9
10 OUT flag (logical)

11
12 int MPI_Test_cancelled(MPI_Status *status, int *flag)

13 MPI_TEST_CANCELLED(STATUS, FLAG, IERROR)

14 LOGICAL FLAG
15 INTEGER STATUS(MPI_STATUS_SIZE), IERROR

16
17 bool MPI::Status::Is_cancelled() const

18 Returns `flag = true` if the communication associated with the status object was canceled
19 successfully. In such a case, all other fields of `status` (such as `count` or `tag`) are undefined.
20 Returns `flag = false`, otherwise. If a receive operation might be canceled then one should
21 call `MPI_TEST_CANCELLED` first, to check whether the operation was canceled, before
22 checking on the other fields of the return status.
23

24 *Advice to users.* Cancel can be an expensive operation that should be used only
25 exceptionally. (*End of advice to users.*)

26
27 *Advice to implementors.* If a send operation uses an “eager” protocol (data is
28 transferred to the receiver before a matching receive is posted), then the cancellation
29 of this send may require communication with the intended receiver in order to free
30 allocated buffers. On some systems this may require an interrupt to the intended
31 receiver. Note that, while communication may be needed to implement
32 `MPI_CANCEL`, this is still a local operation, since its completion does not depend on
33 the code executed by other processes. If processing is required on another process,
34 this should be transparent to the application (hence the need for an interrupt and an
35 interrupt handler). (*End of advice to implementors.*)
36

3.9 Persistent Communication Requests

37
38 Often a communication with the same argument list is repeatedly executed within the in-
39 ner loop of a parallel computation. In such a situation, it may be possible to optimize
40 the communication by binding the list of communication arguments to a **persistent** com-
41 munication request once and, then, repeatedly using the request to initiate and complete
42 messages. The persistent request thus created can be thought of as a communication port or
43 a “half-channel.” It does not provide the full functionality of a conventional channel, since
44 there is no binding of the send port to the receive port. This construct allows reduction
45 of the overhead for communication between the process and communication controller, but
46 not of the overhead for communication between one communication controller and another.
47
48

It is not necessary that messages sent with a persistent request be received by a receive operation using a persistent request, or vice versa.

A persistent communication request is created using one of the five following calls. These calls involve no communication.

```
MPI_SEND_INIT(buf, count, datatype, dest, tag, comm, request)
  IN   buf           initial address of send buffer (choice)
  IN   count         number of elements sent (non-negative integer)
  IN   datatype      type of each element (handle)
  IN   dest          rank of destination (integer)
  IN   tag           message tag (integer)
  IN   comm          communicator (handle)
  OUT  request       communication request (handle)
```

```
int MPI_Send_init(void* buf, int count, MPI_Datatype datatype, int dest,
                 int tag, MPI_Comm comm, MPI_Request *request)
```

```
MPI_SEND_INIT(BUF, COUNT, DATATYPE, DEST, TAG, COMM, REQUEST, IERROR)
  <type> BUF(*)
  INTEGER REQUEST, COUNT, DATATYPE, DEST, TAG, COMM, REQUEST, IERROR
```

```
MPI::Prequest MPI::Comm::Send_init(const void* buf, int count, const
                                   MPI::Datatype& datatype, int dest, int tag) const
```

Creates a persistent communication request for a standard mode send operation, and binds to it all the arguments of a send operation.

```
MPI_BSEND_INIT(buf, count, datatype, dest, tag, comm, request)
  IN   buf           initial address of send buffer (choice)
  IN   count         number of elements sent (non-negative integer)
  IN   datatype      type of each element (handle)
  IN   dest          rank of destination (integer)
  IN   tag           message tag (integer)
  IN   comm          communicator (handle)
  OUT  request       communication request (handle)
```

```
int MPI_Bsend_init(void* buf, int count, MPI_Datatype datatype, int dest,
                  int tag, MPI_Comm comm, MPI_Request *request)
```

```
MPI_BSEND_INIT(BUF, COUNT, DATATYPE, DEST, TAG, COMM, REQUEST, IERROR)
  <type> BUF(*)
  INTEGER REQUEST, COUNT, DATATYPE, DEST, TAG, COMM, REQUEST, IERROR
```

```
typedef void Datarep_conversion_function(void* userbuf, Datatype& datatype,
                                         int count, void* filebuf, Offset position, void* extra_state);
}
```

A.1.4 Deprecated prototype definitions

The following are defined C typedefs for deprecated user-defined functions, also included in the file `mpi.h`.

```
/* prototypes for user-defined functions */
typedef int MPI_Copy_function(MPI_Comm oldcomm, int keyval,
                             void *extra_state, void *attribute_val_in,
                             void *attribute_val_out, int *flag);
typedef int MPI_Delete_function(MPI_Comm comm, int keyval,
                                void *attribute_val, void *extra_state);
typedef void MPI_Handler_function(MPI_Comm *, int *, ...);
```

The following are deprecated Fortran user-defined callback subroutine prototypes. The deprecated copy and delete function arguments to `MPI_KEYVAL_CREATE` should be declared like these:

```
SUBROUTINE COPY_FUNCTION(OLDCOMM, KEYVAL, EXTRA_STATE,
                        ATTRIBUTE_VAL_IN, ATTRIBUTE_VAL_OUT, FLAG, IERR)
  INTEGER OLDCOMM, KEYVAL, EXTRA_STATE, ATTRIBUTE_VAL_IN,
          ATTRIBUTE_VAL_OUT, IERR
  LOGICAL FLAG
```

```
SUBROUTINE DELETE_FUNCTION(COMM, KEYVAL, ATTRIBUTE_VAL, EXTRA_STATE, IERR)
  INTEGER COMM, KEYVAL, ATTRIBUTE_VAL, EXTRA_STATE, IERR
```

The deprecated handler-function for error handlers should be declared like this:

```
SUBROUTINE HANDLER_FUNCTION(COMM, ERROR_CODE, .....)
  INTEGER COMM, ERROR_CODE
```

A.1.5 Info Keys

```
access_style
appnum
arch
cb_block_size
cb_buffer_size
cb_nodes
chunked_item
chunked_size
chunked
collective_buffering
file_perm
filename
```

The extend and conversion function arguments to MPI_REGISTER_DATAREP should be declared like these:

```
SUBROUTINE DATAREP_EXTENT_FUNCTION(DATATYPE, EXTENT, EXTRA_STATE, IERROR)
  INTEGER DATATYPE, IERROR
  INTEGER(KIND=MPI_ADDRESS_KIND) EXTENT, EXTRA_STATE
```

```
SUBROUTINE DATAREP_CONVERSION_FUNCTION(USERBUF, DATATYPE, COUNT, FILEBUF,
  POSITION, EXTRA_STATE, IERROR)
  <TYPE> USERBUF(*), FILEBUF(*)
  INTEGER COUNT, DATATYPE, IERROR
  INTEGER(KIND=MPI_OFFSET_KIND) POSITION
  INTEGER(KIND=MPI_ADDRESS_KIND) EXTRA_STATE
```

The following are defined C++ typedefs, also included in the file mpi.h.

```
namespace MPI {
  typedef void User_function(const void* invec, void *inoutvec,
    int len, const Datatype& datatype);

  typedef int Comm::Copy_attr_function(const Comm& oldcomm,
    int comm_keyval, void* extra_state, void* attribute_val_in,
    void* attribute_val_out, bool& flag);
  typedef int Comm::Delete_attr_function(Comm& comm, int
    comm_keyval, void* attribute_val, void* extra_state);

  typedef int Win::Copy_attr_function(const Win& oldwin,
    int win_keyval, void* extra_state, void* attribute_val_in,
    void* attribute_val_out, bool& flag);
  typedef int Win::Delete_attr_function(Win& win, int
    win_keyval, void* attribute_val, void* extra_state);

  typedef int Datatype::Copy_attr_function(const Datatype& oldtype,
    int type_keyval, void* extra_state, const void* attribute_val_in,
    void* attribute_val_out, bool& flag);
  typedef int Datatype::Delete_attr_function(Datatype& type,
    int type_keyval, void* attribute_val, void* extra_state);

  typedef void Comm::Errhandler_fn(Comm &, int *, ...);
  typedef void Win::Errhandler_fn(Win &, int *, ...);
  typedef void File::Errhandler_fn(File &, int *, ...);

  typedef int Grequest::Query_function(void* extra_state, Status& status);
  typedef int Grequest::Free_function(void* extra_state);
  typedef int Grequest::Cancel_function(void* extra_state, bool complete);

  typedef void Datarep_extent_function(const Datatype& datatype,
    Aint& file_extent, void* extra_state);
```

```
MPI::Prequest MPI::Comm::Bsend_init(const void* buf, int count, const
  MPI::Datatype& datatype, int dest, int tag) const
```

Creates a persistent communication request for a buffered mode send.

```
MPI_SSEND_INIT(buf, count, datatype, dest, tag, comm, request)
```

IN	buf	initial address of send buffer (choice)
IN	count	number of elements sent (non-negative integer)
IN	datatype	type of each element (handle)
IN	dest	rank of destination (integer)
IN	tag	message tag (integer)
IN	comm	communicator (handle)
OUT	request	communication request (handle)

```
int MPI_Ssend_init(void* buf, int count, MPI_Datatype datatype, int dest,
  int tag, MPI_Comm comm, MPI_Request *request)
```

```
MPI_SSEND_INIT(BUF, COUNT, DATATYPE, DEST, TAG, COMM, REQUEST, IERROR)
  <type> BUF(*)
  INTEGER COUNT, DATATYPE, DEST, TAG, COMM, REQUEST, IERROR
```

```
MPI::Prequest MPI::Comm::Ssend_init(const void* buf, int count, const
  MPI::Datatype& datatype, int dest, int tag) const
```

Creates a persistent communication object for a synchronous mode send operation.

```
MPI_RSEND_INIT(buf, count, datatype, dest, tag, comm, request)
```

IN	buf	initial address of send buffer (choice)
IN	count	number of elements sent (non-negative integer)
IN	datatype	type of each element (handle)
IN	dest	rank of destination (integer)
IN	tag	message tag (integer)
IN	comm	communicator (handle)
OUT	request	communication request (handle)

```
int MPI_Rsend_init(void* buf, int count, MPI_Datatype datatype, int dest,
  int tag, MPI_Comm comm, MPI_Request *request)
```

```
MPI_RSEND_INIT(BUF, COUNT, DATATYPE, DEST, TAG, COMM, REQUEST, IERROR)
  <type> BUF(*)
  INTEGER COUNT, DATATYPE, DEST, TAG, COMM, REQUEST, IERROR
```

```
MPI::Prequest MPI::Comm::Rsend_init(const void* buf, int count, const
  MPI::Datatype& datatype, int dest, int tag) const
```

Creates a persistent communication object for a ready mode send operation.

```
MPI_RECV_INIT(buf, count, datatype, source, tag, comm, request)
OUT   buf                initial address of receive buffer (choice)
IN    count              number of elements received (non-negative integer)
IN    datatype           type of each element (handle)
IN    source             rank of source or MPI_ANY_SOURCE (integer)
IN    tag                message tag or MPI_ANY_TAG (integer)
IN    comm              communicator (handle)
OUT   request           communication request (handle)
```

```
int MPI_Recv_init(void* buf, int count, MPI_Datatype datatype, int source,
                 int tag, MPI_Comm comm, MPI_Request *request)
```

```
MPI_RECV_INIT(BUF, COUNT, DATATYPE, SOURCE, TAG, COMM, REQUEST, IERROR)
<type> BUF(*)
INTEGER COUNT, DATATYPE, SOURCE, TAG, COMM, REQUEST, IERROR
```

```
MPI::Prequest MPI::Comm::Recv_init(void* buf, int count, const
                                   MPI::Datatype& datatype, int source, int tag) const
```

Creates a persistent communication request for a receive operation. The argument `buf` is marked as `OUT` because the user gives permission to write on the receive buffer by passing the argument to `MPI_RECV_INIT`.

A persistent communication request is inactive after it was created — no active communication is attached to the request.

A communication (send or receive) that uses a persistent request is initiated by the function `MPI_START`.

```
MPI_START(request)
INOUT request          communication request (handle)
```

```
int MPI_Start(MPI_Request *request)
```

```
MPI_START(REQUEST, IERROR)
INTEGER REQUEST, IERROR
```

```
void MPI::Prequest::Start()
```

The argument, `request`, is a handle returned by one of the previous five calls. The associated request should be inactive. The request becomes active once the call is made.

If the request is for a send with ready mode, then a matching receive should be posted before the call is made. The communication buffer should not be accessed after the call, and until the operation completes.

The call is local, with similar semantics to the nonblocking communication operations described in Section 3.7. That is, a call to `MPI_START` with a request created by

The copy and delete function arguments to `MPI_TYPE_KEYVAL_CREATE` should be declared like these:

```
SUBROUTINE TYPE_COPY_ATTR_FN(OLDTYPE, TYPE_KEYVAL, EXTRA_STATE,
                             ATTRIBUTE_VAL_IN, ATTRIBUTE_VAL_OUT, FLAG, IERROR)
INTEGER OLDTYPE, TYPE_KEYVAL, IERROR
INTEGER(KIND=MPI_ADDRESS_KIND) EXTRA_STATE,
                             ATTRIBUTE_VAL_IN, ATTRIBUTE_VAL_OUT
LOGICAL FLAG
```

```
SUBROUTINE TYPE_DELETE_ATTR_FN(TYPE, TYPE_KEYVAL, ATTRIBUTE_VAL,
                              EXTRA_STATE, IERROR)
INTEGER TYPE, TYPE_KEYVAL, IERROR
INTEGER(KIND=MPI_ADDRESS_KIND) ATTRIBUTE_VAL, EXTRA_STATE
```

The handler-function argument to `MPI_COMM_CREATE_ERRHANDLER` should be declared like this:

```
SUBROUTINE COMM_ERRHANDLER_FN(COMM, ERROR_CODE, ...)
INTEGER COMM, ERROR_CODE
```

The handler-function argument to `MPI_WIN_CREATE_ERRHANDLER` should be declared like this:

```
SUBROUTINE WIN_ERRHANDLER_FN(WIN, ERROR_CODE, ...)
INTEGER WIN, ERROR_CODE
```

The handler-function argument to `MPI_FILE_CREATE_ERRHANDLER` should be declared like this:

```
SUBROUTINE FILE_ERRHANDLER_FN(FILE, ERROR_CODE, ...)
INTEGER FILE, ERROR_CODE
```

The query, free, and cancel function arguments to `MPI_GREQUEST_START` should be declared like these:

```
SUBROUTINE GREQUEST_QUERY_FUNCTION(EXTRA_STATE, STATUS, IERROR)
INTEGER STATUS(MPI_STATUS_SIZE), IERROR
INTEGER(KIND=MPI_ADDRESS_KIND) EXTRA_STATE
```

```
SUBROUTINE GREQUEST_FREE_FUNCTION(EXTRA_STATE, IERROR)
INTEGER IERROR
INTEGER(KIND=MPI_ADDRESS_KIND) EXTRA_STATE
```

```
SUBROUTINE GREQUEST_CANCEL_FUNCTION(EXTRA_STATE, COMPLETE, IERROR)
INTEGER IERROR
INTEGER(KIND=MPI_ADDRESS_KIND) EXTRA_STATE
LOGICAL COMPLETE
```

```

typedef void MPI_Win_errhandler_fn(MPI_Win *, int *, ...);
typedef void MPI_File_errhandler_fn(MPI_File *, int *, ...);

typedef int MPI_Grequest_query_function(void *extra_state,
    MPI_Status *status);
typedef int MPI_Grequest_free_function(void *extra_state);
typedef int MPI_Grequest_cancel_function(void *extra_state, int complete);

typedef int MPI_Datarep_extent_function(MPI_Datatype datatype,
    MPI_Aint *file_extent, void *extra_state);
typedef int MPI_Datarep_conversion_function(void *userbuf,
    MPI_Datatype datatype, int count, void *filebuf,
    MPI_Offset position, void *extra_state);

```

For Fortran, here are examples of how each of the user-defined subroutines should be declared.

The user-function argument to MPI_OP_CREATE should be declared like this:

```

SUBROUTINE USER_FUNCTION(INVEC, INOUTVEC, LEN, TYPE)
  <type> INVEC(LEN), INOUTVEC(LEN)
  INTEGER LEN, TYPE

```

The copy and delete function arguments to MPI_COMM_KEYVAL_CREATE should be declared like these:

```

SUBROUTINE COMM_COPY_ATTR_FN(OLDCOMM, COMM_KEYVAL, EXTRA_STATE,
    ATTRIBUTE_VAL_IN, ATTRIBUTE_VAL_OUT, FLAG, IERROR)
  INTEGER OLDCOMM, COMM_KEYVAL, IERROR
  INTEGER(KIND=MPI_ADDRESS_KIND) EXTRA_STATE, ATTRIBUTE_VAL_IN,
    ATTRIBUTE_VAL_OUT
  LOGICAL FLAG

SUBROUTINE COMM_DELETE_ATTR_FN(COMM, COMM_KEYVAL, ATTRIBUTE_VAL,
    EXTRA_STATE, IERROR)
  INTEGER COMM, COMM_KEYVAL, IERROR
  INTEGER(KIND=MPI_ADDRESS_KIND) ATTRIBUTE_VAL, EXTRA_STATE

```

The copy and delete function arguments to MPI_WIN_KEYVAL_CREATE should be declared like these:

```

SUBROUTINE WIN_COPY_ATTR_FN(OLDWIN, WIN_KEYVAL, EXTRA_STATE,
    ATTRIBUTE_VAL_IN, ATTRIBUTE_VAL_OUT, FLAG, IERROR)
  INTEGER OLDWIN, WIN_KEYVAL, IERROR
  INTEGER(KIND=MPI_ADDRESS_KIND) EXTRA_STATE, ATTRIBUTE_VAL_IN,
    ATTRIBUTE_VAL_OUT
  LOGICAL FLAG

SUBROUTINE WIN_DELETE_ATTR_FN(WIN, WIN_KEYVAL, ATTRIBUTE_VAL,
    EXTRA_STATE, IERROR)
  INTEGER WIN, WIN_KEYVAL, IERROR
  INTEGER(KIND=MPI_ADDRESS_KIND) ATTRIBUTE_VAL, EXTRA_STATE

```

MPI_SEND_INIT starts a communication in the same manner as a call to MPI_ISEND; a call to MPI_START with a request created by MPI_BSEND_INIT starts a communication in the same manner as a call to MPI_IBSEND; and so on.

```

MPI_STARTALL(count, array_of_requests)
  IN      count          list length (non-negative integer)
  INOUT  array_of_requests  array of requests (array of handle)

```

```
int MPI_Startall(int count, MPI_Request *array_of_requests)
```

```

MPI_STARTALL(COUNT, ARRAY_OF_REQUESTS, IERROR)
  INTEGER COUNT, ARRAY_OF_REQUESTS(*), IERROR

```

```

static void MPI::Prequest::Startall(int count,
    MPI::Prequest array_of_requests[])

```

Start all communications associated with requests in `array_of_requests`. A call to MPI_STARTALL(count, array_of_requests) has the same effect as calls to MPI_START (&array_of_requests[i]), executed for $i=0, \dots, \text{count}-1$, in some arbitrary order.

A communication started with a call to MPI_START or MPI_STARTALL is completed by a call to MPI_WAIT, MPI_TEST, or one of the derived functions described in Section 3.7.5. The request becomes inactive after successful completion of such call. The request is not deallocated and it can be activated anew by an MPI_START or MPI_STARTALL call.

A persistent request is deallocated by a call to MPI_REQUEST_FREE (Section 3.7.3).

The call to MPI_REQUEST_FREE can occur at any point in the program after the persistent request was created. However, the request will be deallocated only after it becomes inactive. Active receive requests should not be freed. Otherwise, it will not be possible to check that the receive has completed. It is preferable, in general, to free requests when they are inactive. If this rule is followed, then the functions described in this section will be invoked in a sequence of the form,

Create (Start Complete)* Free

where * indicates zero or more repetitions. If the same communication object is used in several concurrent threads, it is the user's responsibility to coordinate calls so that the correct sequence is obeyed.

A send operation initiated with MPI_START can be matched with any receive operation and, likewise, a receive operation initiated with MPI_START can receive messages generated by any send operation.

Advice to users. To prevent problems with the argument copying and register optimization done by Fortran compilers, please note the hints in subsections "Problems Due to Data Copying and Sequence Association," and "A Problem with Register Optimization" in Section 16.2.2 on pages 463 and 466. (*End of advice to users.*)

3.10 Send-Receive

The **send-receive** operations combine in one call the sending of a message to one destination and the receiving of another message, from another process. The two (source and destination) are possibly the same. A send-receive operation is very useful for executing a shift operation across a chain of processes. If blocking sends and receives are used for such a shift, then one needs to order the sends and receives correctly (for example, even processes send, then receive, odd processes receive first, then send) so as to prevent cyclic dependencies that may lead to deadlock. When a send-receive operation is used, the communication subsystem takes care of these issues. The send-receive operation can be used in conjunction with the functions described in Chapter 7 in order to perform shifts on various logical topologies. Also, a send-receive operation is useful for implementing remote procedure calls.

A message sent by a send-receive operation can be received by a regular receive operation or probed by a probe operation; a send-receive operation can receive a message sent by a regular send operation.

MPI_SENDRECV(sendbuf, sendcount, sendtype, dest, sendtag, recvbuf, recvcount, recvtype, source, recvtag, comm, status)

IN	sendbuf	initial address of send buffer (choice)
IN	sendcount	number of elements in send buffer (non-negative integer)
IN	sendtype	type of elements in send buffer (handle)
IN	dest	rank of destination (integer)
IN	sendtag	send tag (integer)
OUT	recvbuf	initial address of receive buffer (choice)
IN	recvcount	number of elements in receive buffer (non-negative integer)
IN	recvtype	type of elements in receive buffer (handle)
IN	source	rank of source (integer)
IN	recvtag	receive tag (integer)
IN	comm	communicator (handle)
OUT	status	status object (Status)

```
int MPI_Sendrecv(void *sendbuf, int sendcount, MPI_Datatype sendtype,
                int dest, int sendtag, void *recvbuf, int recvcount,
                MPI_Datatype recvtype, int source, int recvtag, MPI_Comm comm,
                MPI_Status *status)
```

```
MPI_SENDRECV(SENDBUF, SENDCOUNT, SENDTYPE, DEST, SENDTAG, RECVBUF,
             RECVCOUNT, RECVTYPE, SOURCE, RECVTAG, COMM, STATUS, IERROR)
<type> SENDBUF(*), RECVBUF(*)
INTEGER SENDCOUNT, SENDTYPE, DEST, SENDTAG, RECVCOUNT, RECVTYPE,
SOURCE, RECVTAG, COMM, STATUS(MPI_STATUS_SIZE), IERROR
```

```
1
2
3 // C++ handles to assorted structures (classes,
4 // all within the MPI namespace)
5 MPI::Comm
6 MPI::Intracomm
7 MPI::Graphcomm
8 MPI::Cartcomm
9 MPI::Intercomm
10 MPI::Datatype
11 MPI::Errhandler
12 MPI::Exception
13 MPI::File
14 MPI::Group
15 MPI::Info
16 MPI::Op
17 MPI::Request
18 MPI::Prerequest
19 MPI::Grequest
20 MPI::Win
```

A.1.3 Prototype definitions

The following are defined C typedefs for user-defined functions, also included in the file `mpi.h`.

```
/* prototypes for user-defined functions */
typedef void MPI_User_function(void *invec, void *inoutvec, int *len,
                               MPI_Datatype *datatype);

typedef int MPI_Comm_copy_attr_function(MPI_Comm oldcomm,
                                       int comm_keyval, void *extra_state, void *attribute_val_in,
                                       void *attribute_val_out, int *flag);
typedef int MPI_Comm_delete_attr_function(MPI_Comm comm,
                                       int comm_keyval, void *attribute_val, void *extra_state);

typedef int MPI_Win_copy_attr_function(MPI_Win oldwin, int win_keyval,
                                       void *extra_state, void *attribute_val_in,
                                       void *attribute_val_out, int *flag);
typedef int MPI_Win_delete_attr_function(MPI_Win win, int win_keyval,
                                       void *attribute_val, void *extra_state);

typedef int MPI_Type_copy_attr_function(MPI_Datatype oldtype,
                                       int type_keyval, void *extra_state,
                                       void *attribute_val_in, void *attribute_val_out, int *flag);
typedef int MPI_Type_delete_attr_function(MPI_Datatype type,
                                       int type_keyval, void *attribute_val, void *extra_state);

typedef void MPI_Comm_errhandler_fn(MPI_Comm *, int *, ...);
```

Handles to Assorted Structures in C and C++ (no Fortran)

MPI_File	MPI::File
MPI_Info	MPI::Info
MPI_Win	MPI::Win

Constants Specifying Empty or Ignored Input

MPI_ARGVS_NULL	MPI::ARGVS_NULL
MPI_ARGV_NULL	MPI::ARGV_NULL
MPI_ERRCODES_IGNORE	Not defined for C++
MPI_STATUSES_IGNORE	Not defined for C++
MPI_STATUS_IGNORE	Not defined for C++

C Constants Specifying Ignored Input (no C++ or Fortran)

MPI_F_STATUSES_IGNORE	Not defined for C++
MPI_F_STATUS_IGNORE	Not defined for C++

C and C++ preprocessor Constants and Fortran Parameters

MPI_SUBVERSION
MPI_VERSION

A.1.2 Types

The following are defined C type definitions, included in the file `mpi.h`.

```

/* C opaque types */
MPI_Aint
MPI_Fint
MPI_Offset
MPI_Status

/* C handles to assorted structures */
MPI_Comm
MPI_Datatype
MPI_Errhandler
MPI_File
MPI_Group
MPI_Info
MPI_Op
MPI_Request
MPI_Win

// C++ opaque types (all within the MPI namespace)
MPI::Aint
MPI::Offset
MPI::Status

```

```

1 void MPI::Comm::Sendrecv(const void *sendbuf, int sendcount, const
2 MPI::Datatype& sendtype, int dest, int sendtag, void *recvbuf,
3 int recvcount, const MPI::Datatype& recvtype, int source,
4 int recvtag, MPI::Status& status) const
5
6 void MPI::Comm::Sendrecv(const void *sendbuf, int sendcount, const
7 MPI::Datatype& sendtype, int dest, int sendtag, void *recvbuf,
8 int recvcount, const MPI::Datatype& recvtype, int source,
9 int recvtag) const
10
11
12
13
14
15
16
17
18
19
20
21
22
23
24
25
26
27
28
29
30
31
32
33
34
35
36
37
38
39
40
41
42
43
44
45
46
47
48

```

Execute a blocking send and receive operation. Both send and receive use the same communicator, but possibly different tags. The send buffer and receive buffers must be disjoint, and may have different lengths and datatypes.

The semantics of a send-receive operation is what would be obtained if the caller forked two concurrent threads, one to execute the send, and one to execute the receive, followed by a join of these two threads.

`MPI_SENDRECV_REPLACE(buf, count, datatype, dest, sendtag, source, recvtag, comm, status)`

INOUT	buf	initial address of send and receive buffer (choice)
IN	count	number of elements in send and receive buffer (non-negative integer)
IN	datatype	type of elements in send and receive buffer (handle)
IN	dest	rank of destination (integer)
IN	sendtag	send message tag (integer)
IN	source	rank of source (integer)
IN	recvtag	receive message tag (integer)
IN	comm	communicator (handle)
OUT	status	status object (Status)

```

34 int MPI_Sendrecv_replace(void* buf, int count, MPI_Datatype datatype,
35 int dest, int sendtag, int source, int recvtag, MPI_Comm comm,
36 MPI_Status *status)
37
38 MPI_SENDRECV_REPLACE(BUF, COUNT, DATATYPE, DEST, SENDTAG, SOURCE, RECVTAG,
39 COMM, STATUS, IERROR)
40 <type> BUF(*)
41 INTEGER COUNT, DATATYPE, DEST, SENDTAG, SOURCE, RECVTAG, COMM,
42 STATUS(MPI_STATUS_SIZE), IERROR
43
44 void MPI::Comm::Sendrecv_replace(void* buf, int count, const
45 MPI::Datatype& datatype, int dest, int sendtag, int source,
46 int recvtag, MPI::Status& status) const
47
48 void MPI::Comm::Sendrecv_replace(void* buf, int count, const
49 MPI::Datatype& datatype, int dest, int sendtag, int source,
50 int recvtag) const

```


Execute a blocking send and receive. The same buffer is used both for the send and for the receive, so that the message sent is replaced by the message received.

Advice to implementors. Additional intermediate buffering is needed for the “replace” variant. (*End of advice to implementors.*)

3.11 Null Processes

In many instances, it is convenient to specify a “dummy” source or destination for communication. This simplifies the code that is needed for dealing with boundaries, for example, in the case of a non-circular shift done with calls to send-receive.

The special value `MPI_PROC_NULL` can be used instead of a rank wherever a source or a destination argument is required in a call. A communication with process `MPI_PROC_NULL` has no effect. A send to `MPI_PROC_NULL` succeeds and returns as soon as possible. A receive from `MPI_PROC_NULL` succeeds and returns as soon as possible with no modifications to the receive buffer. When a receive with `source = MPI_PROC_NULL` is executed then the status object returns `source = MPI_PROC_NULL`, `tag = MPI_ANY_TAG` and `count = 0`.

Datatype Decoding Constants

<code>MPI_COMBINER_CONTIGUOUS</code>	<code>MPI::COMBINER_CONTIGUOUS</code>
<code>MPI_COMBINER_DARRAY</code>	<code>MPI::COMBINER_DARRAY</code>
<code>MPI_COMBINER_DUP</code>	<code>MPI::COMBINER_DUP</code>
<code>MPI_COMBINER_F90_COMPLEX</code>	<code>MPI::COMBINER_F90_COMPLEX</code>
<code>MPI_COMBINER_F90_INTEGER</code>	<code>MPI::COMBINER_F90_INTEGER</code>
<code>MPI_COMBINER_F90_REAL</code>	<code>MPI::COMBINER_F90_REAL</code>
<code>MPI_COMBINER_HINDEXED_INTEGER</code>	<code>MPI::COMBINER_HINDEXED_INTEGER</code>
<code>MPI_COMBINER_HINDEXED</code>	<code>MPI::COMBINER_HINDEXED</code>
<code>MPI_COMBINER_HVECTOR_INTEGER</code>	<code>MPI::COMBINER_HVECTOR_INTEGER</code>
<code>MPI_COMBINER_HVECTOR</code>	<code>MPI::COMBINER_HVECTOR</code>
<code>MPI_COMBINER_INDEXED_BLOCK</code>	<code>MPI::COMBINER_INDEXED_BLOCK</code>
<code>MPI_COMBINER_INDEXED</code>	<code>MPI::COMBINER_INDEXED</code>
<code>MPI_COMBINER_NAMED</code>	<code>MPI::COMBINER_NAMED</code>
<code>MPI_COMBINER_RESIZED</code>	<code>MPI::COMBINER_RESIZED</code>
<code>MPI_COMBINER_STRUCT_INTEGER</code>	<code>MPI::COMBINER_STRUCT_INTEGER</code>
<code>MPI_COMBINER_STRUCT</code>	<code>MPI::COMBINER_STRUCT</code>
<code>MPI_COMBINER_SUBARRAY</code>	<code>MPI::COMBINER_SUBARRAY</code>
<code>MPI_COMBINER_VECTOR</code>	<code>MPI::COMBINER_VECTOR</code>

Threads Constants

<code>MPI_THREAD_FUNNELED</code>	<code>MPI::THREAD_FUNNELED</code>
<code>MPI_THREAD_MULTIPLE</code>	<code>MPI::THREAD_MULTIPLE</code>
<code>MPI_THREAD_SERIALIZED</code>	<code>MPI::THREAD_SERIALIZED</code>
<code>MPI_THREAD_SINGLE</code>	<code>MPI::THREAD_SINGLE</code>

File Operation Constants

<code>MPI_DISPLACEMENT_CURRENT</code>	<code>MPI::DISPLACEMENT_CURRENT</code>
<code>MPI_DISTRIBUTE_BLOCK</code>	<code>MPI::DISTRIBUTE_BLOCK</code>
<code>MPI_DISTRIBUTE_CYCLIC</code>	<code>MPI::DISTRIBUTE_CYCLIC</code>
<code>MPI_DISTRIBUTE_DFLT_DARG</code>	<code>MPI::DISTRIBUTE_DFLT_DARG</code>
<code>MPI_DISTRIBUTE_NONE</code>	<code>MPI::DISTRIBUTE_NONE</code>
<code>MPI_ORDER_C</code>	<code>MPI::ORDER_C</code>
<code>MPI_ORDER_FORTRAN</code>	<code>MPI::ORDER_FORTRAN</code>
<code>MPI_SEEK_CUR</code>	<code>MPI::SEEK_CUR</code>
<code>MPI_SEEK_END</code>	<code>MPI::SEEK_END</code>
<code>MPI_SEEK_SET</code>	<code>MPI::SEEK_SET</code>

F90 Datatype Matching Constants

<code>MPI_TYPECLASS_COMPLEX</code>	<code>MPI::TYPECLASS_COMPLEX</code>
<code>MPI_TYPECLASS_INTEGER</code>	<code>MPI::TYPECLASS_INTEGER</code>
<code>MPI_TYPECLASS_REAL</code>	<code>MPI::TYPECLASS_REAL</code>

Empty group	
	C++ type: <code>const MPI::Group</code>
<code>MPI_GROUP_EMPTY</code>	<code>MPI::GROUP_EMPTY</code>

Topologies	
	C++ type: <code>const int</code> (or <code>unnamed enum</code>)
<code>MPI_GRAPH</code>	<code>MPI::GRAPH</code>
<code>MPI_CART</code>	<code>MPI::CART</code>

Predefined functions		
C/Fortran name	C++ name	C++ type
<code>MPI_NULL_COPY_FN</code>	<code>MPI::NULL_COPY_FN</code>	<code>MPI::Copy_function</code>
<code>MPI_DUP_FN</code>	<code>MPI::DUP_FN</code>	<code>MPI::Copy_function</code>
<code>MPI_NULL_DELETE_FN</code>	<code>MPI::NULL_DELETE_FN</code>	<code>MPI::Delete_function</code>

Predefined Attribute Keys	
<code>MPI_APPNUM</code>	<code>MPI::APPNUM</code>
<code>MPI_LASTUSED_CODE</code>	<code>MPI::LASTUSED_CODE</code>
<code>MPI_UNIVERSE_SIZE</code>	<code>MPI::UNIVERSE_SIZE</code>
<code>MPI_WIN_BASE</code>	<code>MPI::WIN_BASE</code>
<code>MPI_WIN_DISP_UNIT</code>	<code>MPI::WIN_DISP_UNIT</code>
<code>MPI_WIN_SIZE</code>	<code>MPI::WIN_SIZE</code>

Mode Constants	
<code>MPI_MODE_APPEND</code>	<code>MPI::MODE_APPEND</code>
<code>MPI_MODE_CREATE</code>	<code>MPI::MODE_CREATE</code>
<code>MPI_MODE_DELETE_ON_CLOSE</code>	<code>MPI::MODE_DELETE_ON_CLOSE</code>
<code>MPI_MODE_EXCL</code>	<code>MPI::MODE_EXCL</code>
<code>MPI_MODE_NOCHECK</code>	<code>MPI::MODE_NOCHECK</code>
<code>MPI_MODE_NOPRECEDE</code>	<code>MPI::MODE_NOPRECEDE</code>
<code>MPI_MODE_NOPUT</code>	<code>MPI::MODE_NOPUT</code>
<code>MPI_MODE_NOSTORE</code>	<code>MPI::MODE_NOSTORE</code>
<code>MPI_MODE_NOSUCCEED</code>	<code>MPI::MODE_NOSUCCEED</code>
<code>MPI_MODE_RDONLY</code>	<code>MPI::MODE_RDONLY</code>
<code>MPI_MODE_RDWR</code>	<code>MPI::MODE_RDWR</code>
<code>MPI_MODE_SEQUENTIAL</code>	<code>MPI::MODE_SEQUENTIAL</code>
<code>MPI_MODE_UNIQUE_OPEN</code>	<code>MPI::MODE_UNIQUE_OPEN</code>
<code>MPI_MODE_WRONLY</code>	<code>MPI::MODE_WRONLY</code>

1
2
3
4
5
6
7
8
9
10
11
12
13
14
15
16
17
18
19
20
21
22
23
24
25
26
27
28
29
30
31
32
33
34
35
36
37
38
39
40
41
42
43
44
45
46
47
48

Chapter 4

Datatypes

Basic datatypes were introduced in Section 3.2.2 Message Data on page 27 and in Section 3.3 Data Type Matching and Data Conversion on page 34. In this chapter, this model is extended to describe any data layout. We consider general datatypes that allow one to transfer efficiently heterogeneous and noncontiguous data. We conclude with the description of calls for explicit packing and unpacking of messages.

4.1 Derived Datatypes

Up to here, all point to point communication have involved only buffers containing a sequence of identical basic datatypes. This is too constraining on two accounts. One often wants to pass messages that contain values with different datatypes (e.g., an integer count, followed by a sequence of real numbers); and one often wants to send noncontiguous data (e.g., a sub-block of a matrix). One solution is to pack noncontiguous data into a contiguous buffer at the sender site and unpack it at the receiver site. This has the disadvantage of requiring additional memory-to-memory copy operations at both sites, even when the communication subsystem has scatter-gather capabilities. Instead, MPI provides mechanisms to specify more general, mixed, and noncontiguous communication buffers. It is up to the implementation to decide whether data should be first packed in a contiguous buffer before being transmitted, or whether it can be collected directly from where it resides.

The general mechanisms provided here allow one to transfer directly, without copying, objects of various shape and size. It is not assumed that the MPI library is cognizant of the objects declared in the host language. Thus, if one wants to transfer a structure, or an array section, it will be necessary to provide in MPI a definition of a communication buffer that mimics the definition of the structure or array section in question. These facilities can be used by library designers to define communication functions that can transfer objects defined in the host language — by decoding their definitions as available in a symbol table or a dope vector. Such higher-level communication functions are not part of MPI.

More general communication buffers are specified by replacing the basic datatypes that have been used so far with derived datatypes that are constructed from basic datatypes using the constructors described in this section. These methods of constructing derived datatypes can be applied recursively.

A **general datatype** is an opaque object that specifies two things:

- A sequence of basic datatypes

1
2
3
4
5
6
7
8
9
10
11
12
13
14
15
16
17
18
19
20
21
22
23
24
25
26
27
28
29
30
31
32
33
34
35
36
37
38
39
40
41
42
43
44
45
46
47
48

Results of communicator and group comparisons

C++ type: <code>const int</code> (or unnamed enum)	
MPI_IDENT	MPI::IDENT
MPI_CONGRUENT	MPI::CONGRUENT
MPI_SIMILAR	MPI::SIMILAR
MPI_UNEQUAL	MPI::UNEQUAL

Environmental inquiry keys

C++ type: <code>const int</code> (or unnamed enum)	
MPI_TAG_UB	MPI::TAG_UB
MPI_IO	MPI::IO
MPI_HOST	MPI::HOST
MPI_WTIME_IS_GLOBAL	MPI::WTIME_IS_GLOBAL

Collective Operations

C++ type: <code>const MPI::Op</code>	
MPI_MAX	MPI::MAX
MPI_MIN	MPI::MIN
MPI_SUM	MPI::SUM
MPI_PROD	MPI::PROD
MPI_MAXLOC	MPI::MAXLOC
MPI_MINLOC	MPI::MINLOC
MPI_BAND	MPI::BAND
MPI_BOR	MPI::BOR
MPI_BXOR	MPI::BXOR
MPI_LAND	MPI::LAND
MPI_LOR	MPI::LOR
MPI_LXOR	MPI::LXOR
MPI_REPLACE	MPI::REPLACE

Null Handles

C/Fortran name	C++ name	C++ type
MPI_GROUP_NULL	MPI::GROUP_NULL	<code>const MPI::Group</code>
MPI_COMM_NULL	MPI::COMM_NULL	¹⁾
MPI_DATATYPE_NULL	MPI::DATATYPE_NULL	<code>const MPI::Datatype</code>
MPI_REQUEST_NULL	MPI::REQUEST_NULL	<code>const MPI::Request</code>
MPI_OP_NULL	MPI::OP_NULL	<code>const MPI::Op</code>
MPI_ERRHANDLER_NULL	MPI::ERRHANDLER_NULL	<code>const MPI::Errhandler</code>
MPI_FILE_NULL	MPI::FILE_NULL	
MPI_INFO_NULL	MPI::INFO_NULL	
MPI_WIN_NULL	MPI::WIN_NULL	

¹⁾ C++ type: See Section 16.1.7 on page 455 regarding class hierarchy and the specific type of `MPI::COMM_NULL`

C++-Only Named Predefined Datatypes	C++ types
C++ type: MPI::Datatype	
MPI::BOOL	bool
MPI::COMPLEX	Complex<float>
MPI::DOUBLE_COMPLEX	Complex<double>
MPI::LONG_DOUBLE_COMPLEX	Complex<long double>

Optional datatypes (Fortran)		Fortran types
C++ type: MPI::Datatype		
MPI_DOUBLE_COMPLEX	MPI::DOUBLE_COMPLEX	DOUBLE COMPLEX
MPI_INTEGER1	MPI::INTEGER1	INTEGER*1
MPI_INTEGER2	MPI::INTEGER2	INTEGER*8
MPI_INTEGER4	MPI::INTEGER4	INTEGER*4
MPI_INTEGER8	MPI::INTEGER8	INTEGER*8
MPI_REAL2	MPI::REAL2	REAL*2
MPI_REAL4	MPI::REAL4	REAL*4
MPI_REAL8	MPI::REAL8	REAL*8

Datatypes for reduction functions (C and C++)

C++ type: MPI::Datatype	
MPI_FLOAT_INT	MPI::FLOAT_INT
MPI_DOUBLE_INT	MPI::DOUBLE_INT
MPI_LONG_INT	MPI::LONG_INT
MPI_2INT	MPI::TWOINT
MPI_SHORT_INT	MPI::SHORT_INT
MPI_LONG_DOUBLE_INT	MPI::LONG_DOUBLE_INT

Datatypes for reduction functions (Fortran)

C++ type: MPI::Datatype	
MPI_2REAL	MPI::TWOREAL
MPI_2DOUBLE_PRECISION	MPI::TWODOUBLE_PRECISION
MPI_2INTEGER	MPI::TWOINTEGER

Special datatypes for constructing derived datatypes

C++ type: MPI::Datatype	
MPI_UB	MPI::UB
MPI_LB	MPI::LB

Reserved communicators

C++ type: MPI::Intracomm	
MPI_COMM_WORLD	MPI::COMM_WORLD
MPI_COMM_SELF	MPI::COMM_SELF

- A sequence of integer (byte) displacements

The displacements are not required to be positive, distinct, or in increasing order. Therefore, the order of items need not coincide with their order in store, and an item may appear more than once. We call such a pair of sequences (or sequence of pairs) a **type map**. The sequence of basic datatypes (displacements ignored) is the **type signature** of the datatype.

Let

$$Typemap = \{(type_0, disp_0), \dots, (type_{n-1}, disp_{n-1})\},$$

be such a type map, where $type_i$ are basic types, and $disp_i$ are displacements. Let

$$Typesig = \{type_0, \dots, type_{n-1}\}$$

be the associated type signature. This type map, together with a base address buf , specifies a communication buffer: the communication buffer that consists of n entries, where the i -th entry is at address $buf + disp_i$ and has type $type_i$. A message assembled from such a communication buffer will consist of n values, of the types defined by $Typesig$.

Most datatype constructors have replication count or block length arguments. Allowed values are nonnegative integers. If the value is zero, no elements are generated in the type map and there is no effect on datatype bounds or extent.

We can use a handle to a general datatype as an argument in a send or receive operation, instead of a basic datatype argument. The operation `MPI_SEND(buf, 1, datatype, ...)` will use the send buffer defined by the base address `buf` and the general datatype associated with `datatype`; it will generate a message with the type signature determined by the `datatype` argument. `MPI_RECV(buf, 1, datatype, ...)` will use the receive buffer defined by the base address `buf` and the general datatype associated with `datatype`.

General datatypes can be used in all send and receive operations. We discuss, in Section 4.1.11, the case where the second argument `count` has value > 1 .

The basic datatypes presented in Section 3.2.2 are particular cases of a general datatype, and are predefined. Thus, `MPI_INT` is a predefined handle to a datatype with type map $\{(int, 0)\}$, with one entry of type `int` and displacement zero. The other basic datatypes are similar.

The **extent** of a datatype is defined to be the span from the first byte to the last byte occupied by entries in this datatype, rounded up to satisfy alignment requirements. That is, if

$$Typemap = \{(type_0, disp_0), \dots, (type_{n-1}, disp_{n-1})\},$$

then

$$\begin{aligned} lb(Typemap) &= \min_j disp_j, \\ ub(Typemap) &= \max_j (disp_j + sizeof(type_j)) + \epsilon, \text{ and} \\ extent(Typemap) &= ub(Typemap) - lb(Typemap). \end{aligned} \quad (4.1)$$

If $type_i$ requires alignment to a byte address that is a multiple of k_i , then ϵ is the least nonnegative increment needed to round $extent(Typemap)$ to the next multiple of $\max_i k_i$. The complete definition of **extent** is given on page 96.

Example 4.1 Assume that $Type = \{(double, 0), (char, 8)\}$ (a double at displacement zero, followed by a char at displacement eight). Assume, furthermore, that doubles have to be strictly aligned at addresses that are multiples of eight. Then, the extent of this datatype is 16 (9 rounded to the next multiple of 8). A datatype that consists of a character immediately followed by a double will also have an extent of 16.

Rationale. The definition of extent is motivated by the assumption that the amount of padding added at the end of each structure in an array of structures is the least needed to fulfill alignment constraints. More explicit control of the extent is provided in Section 4.1.6. Such explicit control is needed in cases where the assumption does not hold, for example, where union types are used. (*End of rationale.*)

4.1.1 Type Constructors with Explicit Addresses

In Fortran, the functions `MPI_TYPE_CREATE_HVECTOR`, `MPI_TYPE_CREATE_HINDEXED`, `MPI_TYPE_CREATE_STRUCT`, and `MPI_GET_ADDRESS` accept arguments of type `INTEGER(KIND=MPI_ADDRESS_KIND)`, wherever arguments of type `MPI_Aint` and `MPI::Aint` are used in C and C++. On Fortran 77 systems that do not support the Fortran 90 `KIND` notation, and where addresses are 64 bits whereas default `INTEGERs` are 32 bits, these arguments will be of type `INTEGER*8`.

4.1.2 Datatype Constructors

Contiguous The simplest datatype constructor is `MPI_TYPE_CONTIGUOUS` which allows replication of a datatype into contiguous locations.

`MPI_TYPE_CONTIGUOUS(count, oldtype, newtype)`

IN	count	replication count (nonnegative integer)
IN	oldtype	old datatype (handle)
OUT	newtype	new datatype (handle)

```
int MPI_Type_contiguous(int count, MPI_Datatype oldtype,
                       MPI_Datatype *newtype)
```

```
MPI_TYPE_CONTIGUOUS(COUNT, OLDTYPE, NEWTYPE, IERROR)
  INTEGER COUNT, OLDTYPE, NEWTYPE, IERROR
```

```
MPI::Datatype MPI::Datatype::Create_contiguous(int count) const
```

`newtype` is the datatype obtained by concatenating `count` copies of `oldtype`. Concatenation is defined using *extent* as the size of the concatenated copies.

Example 4.2 Let `oldtype` have type map $\{(double, 0), (char, 8)\}$, with extent 16, and let `count = 3`. The type map of the datatype returned by `newtype` is

$\{(double, 0), (char, 8), (double, 16), (char, 24), (double, 32), (char, 40)\}$;

i.e., alternating double and char elements, with displacements 0, 8, 16, 24, 32, 40.

Named Predefined Datatypes		C/C++ types
C++ type: MPI::Datatype		
MPI_CHAR	MPI::CHAR	signed char (treated as printable character) char (treated as printable character)
MPI_SHORT	MPI::SHORT	signed short int
MPI_INT	MPI::INT	signed int
MPI_LONG	MPI::LONG	signed long
MPI_LONG_LONG_INT	MPI::LONG_LONG_INT	signed long long
MPI_LONG_LONG	MPI::LONG_LONG	long long (synonym)
MPI_SIGNED_CHAR	MPI::SIGNED_CHAR	signed char (treated as integral value)
MPI_UNSIGNED_CHAR	MPI::UNSIGNED_CHAR	unsigned char (treated as integral value)
MPI_UNSIGNED_SHORT	MPI::UNSIGNED_SHORT	unsigned short
MPI_UNSIGNED	MPI::UNSIGNED	unsigned int
MPI_UNSIGNED_LONG	MPI::UNSIGNED_LONG	unsigned long
MPI_UNSIGNED_LONG_LONG	MPI::UNSIGNED_LONG_LONG	unsigned long long
MPI_FLOAT	MPI::FLOAT	float
MPI_DOUBLE	MPI::DOUBLE	double
MPI_LONG_DOUBLE	MPI::LONG_DOUBLE	long double
MPI_WCHAR	MPI::WCHAR	wchar_t (defined in <stddef.h> (treated as printable character)
MPI_BYTE	MPI::BYTE	(any C/C++ type)
MPI_PACKED	MPI::PACKED	(any C/C++ type)

C and C++ (no Fortran) Named Predefined Datatypes		Fortran types
MPI_Fint	MPI::Fint	INTEGER

Named Predefined Datatypes		Fortran types
C++ type: MPI::Datatype		
MPI_INTEGER	MPI::INTEGER	INTEGER
MPI_REAL	MPI::REAL	REAL
MPI_DOUBLE_PRECISION	MPI::DOUBLE_PRECISION	DOUBLE PRECISION
MPI_COMPLEX	MPI::F_COMPLEX	COMPLEX
MPI_LOGICAL	MPI::LOGICAL	LOGICAL
MPI_CHARACTER	MPI::CHARACTER	CHARACTER(1)
MPI_BYTE	MPI::BYTE	(any Fortran type)
MPI_PACKED	MPI::PACKED	(any Fortran type)

Assorted Constants		
C/Fortran name	C++ name	C++ type
MPI_BOTTOM	MPI::BOTTOM	void * const
MPI_PROC_NULL	MPI::PROC_NULL	const int
MPI_ANY_SOURCE	MPI::ANY_SOURCE	(or unnamed enum)
MPI_ANY_TAG	MPI::ANY_TAG	
MPI_UNDEFINED	MPI::UNDEFINED	
MPI_BSEND_OVERHEAD	MPI::BSEND_OVERHEAD	
MPI_KEYVAL_INVALID	MPI::KEYVAL_INVALID	
MPI_IN_PLACE	MPI::IN_PLACE	
MPI_LOCK_EXCLUSIVE	MPI::LOCK_EXCLUSIVE	
MPI_LOCK_SHARED	MPI::LOCK_SHARED	
MPI_ROOT	MPI::ROOT	

Status size and reserved index values (Fortran only)

MPI_STATUS_SIZE	Not defined for C++
MPI_SOURCE	Not defined for C++
MPI_TAG	Not defined for C++
MPI_ERROR	Not defined for C++

Variable Address Size (Fortran only)

MPI_ADDRESS_KIND	Not defined for C++
MPI_INTEGER_KIND	Not defined for C++
MPI_OFFSET_KIND	Not defined for C++

Error-handling specifiers

	C++ type: MPI::Errhandler
MPI_ERRORS_ARE_FATAL	MPI::ERRORS_ARE_FATAL
MPI_ERRORS_RETURN	MPI::ERRORS_RETURN
	MPI::ERRORS_THROW_EXCEPTIONS

Maximum Sizes for Strings

C/Fortran name	C++ name	C++ type
MPI_MAX_PROCESSOR_NAME	MPI::MAX_PROCESSOR_NAME	const int
MPI_MAX_ERROR_STRING	MPI::MAX_ERROR_STRING	(or unnamed enum)
MPI_MAX_DATAREP_STRING	MPI::MAX_DATAREP_STRING	
MPI_MAX_INFO_KEY	MPI::MAX_INFO_KEY	
MPI_MAX_INFO_VAL	MPI::MAX_INFO_VAL	
MPI_MAX_OBJECT_NAME	MPI::MAX_OBJECT_NAME	
MPI_MAX_PORT_NAME	MPI::MAX_PORT_NAME	

1
2
3
4
5
6
7
8
9
10
11
12
13
14
15
16
17
18
19
20
21
22
23
24
25
26
27
28
29
30
31
32
33
34
35
36
37
38
39
40
41
42
43
44
45
46
47
48

In general, assume that the type map of `oldtype` is

$$\{(type_0, disp_0), \dots, (type_{n-1}, disp_{n-1})\},$$

with extent `ex`. Then `newtype` has a type map with `count` \cdot `n` entries defined by:

$$\{(type_0, disp_0), \dots, (type_{n-1}, disp_{n-1}), (type_0, disp_0 + ex), \dots, (type_{n-1}, disp_{n-1} + ex), \dots, (type_0, disp_0 + ex \cdot (count - 1)), \dots, (type_{n-1}, disp_{n-1} + ex \cdot (count - 1))\}.$$

Vector The function `MPI_TYPE_VECTOR` is a more general constructor that allows replication of a datatype into locations that consist of equally spaced blocks. Each block is obtained by concatenating the same number of copies of the old datatype. The spacing between blocks is a multiple of the extent of the old datatype.

`MPI_TYPE_VECTOR`(`count`, `blocklength`, `stride`, `oldtype`, `newtype`)

IN	<code>count</code>	number of blocks (nonnegative integer)
IN	<code>blocklength</code>	number of elements in each block (nonnegative integer)
IN	<code>stride</code>	number of elements between start of each block (integer)
IN	<code>oldtype</code>	old datatype (handle)
OUT	<code>newtype</code>	new datatype (handle)

```
int MPI_Type_vector(int count, int blocklength, int stride,
MPI_Datatype oldtype, MPI_Datatype *newtype)
```

```
MPI_TYPE_VECTOR(COUNT, BLOCKLENGTH, STRIDE, OLDTYPE, NEWTYPE, IERROR)
INTEGER COUNT, BLOCKLENGTH, STRIDE, OLDTYPE, NEWTYPE, IERROR
```

```
MPI::Datatype MPI::Datatype::Create_vector(int count, int blocklength,
int stride) const
```

Example 4.3 Assume, again, that `oldtype` has type map $\{(double, 0), (char, 8)\}$, with extent 16. A call to `MPI_TYPE_VECTOR(2, 3, 4, oldtype, newtype)` will create the datatype with type map,

$$\{(double, 0), (char, 8), (double, 16), (char, 24), (double, 32), (char, 40), (double, 64), (char, 72), (double, 80), (char, 88), (double, 96), (char, 104)\}.$$

That is, two blocks with three copies each of the old type, with a stride of 4 elements (4 \cdot 16 bytes) between the blocks.

1
2
3
4
5
6
7
8
9
10
11
12
13
14
15
16
17
18
19
20
21
22
23
24
25
26
27
28
29
30
31
32
33
34
35
36
37
38
39
40
41
42
43
44
45
46
47
48

Example 4.4 A call to `MPI_TYPE_VECTOR(3, 1, -2, oldtype, newtype)` will create the datatype,

$$\{(double, 0), (char, 8), (double, -32), (char, -24), (double, -64), (char, -56)\}.$$

In general, assume that `oldtype` has type map,

$$\{(type_0, disp_0), \dots, (type_{n-1}, disp_{n-1})\},$$

with extent `ex`. Let `bl` be the blocklength. The newly created datatype has a type map with `count · bl · n` entries:

$$\begin{aligned} &\{(type_0, disp_0), \dots, (type_{n-1}, disp_{n-1})\}, \\ &(type_0, disp_0 + ex), \dots, (type_{n-1}, disp_{n-1} + ex), \dots, \\ &(type_0, disp_0 + (bl - 1) \cdot ex), \dots, (type_{n-1}, disp_{n-1} + (bl - 1) \cdot ex), \\ &(type_0, disp_0 + stride \cdot ex), \dots, (type_{n-1}, disp_{n-1} + stride \cdot ex), \dots, \\ &(type_0, disp_0 + (stride + bl - 1) \cdot ex), \dots, (type_{n-1}, disp_{n-1} + (stride + bl - 1) \cdot ex), \dots, \\ &(type_0, disp_0 + stride \cdot (count - 1) \cdot ex), \dots, \\ &(type_{n-1}, disp_{n-1} + stride \cdot (count - 1) \cdot ex), \dots, \\ &(type_0, disp_0 + (stride \cdot (count - 1) + bl - 1) \cdot ex), \dots, \\ &(type_{n-1}, disp_{n-1} + (stride \cdot (count - 1) + bl - 1) \cdot ex)\}. \end{aligned}$$

A call to `MPI_TYPE_CONTIGUOUS(count, oldtype, newtype)` is equivalent to a call to `MPI_TYPE_VECTOR(count, 1, 1, oldtype, newtype)`, or to a call to `MPI_TYPE_VECTOR(1, count, n, oldtype, newtype)`, `n` arbitrary.

Hvector The function `MPI_TYPE_CREATE_HVECTOR` is identical to `MPI_TYPE_VECTOR`, except that `stride` is given in bytes, rather than in elements. The use for both types of vector constructors is illustrated in Section 4.1.14. (H stands for “heterogeneous”).

`MPI_TYPE_CREATE_HVECTOR(count, blocklength, stride, oldtype, newtype)`

IN	count	number of blocks (nonnegative integer)
IN	blocklength	number of elements in each block (nonnegative integer)
IN	stride	number of bytes between start of each block (integer)
IN	oldtype	old datatype (handle)
OUT	newtype	new datatype (handle)

Return Codes (continued)

<code>MPI_ERR_ACCESS</code>	<code>MPI::ERR_ACCESS</code>
<code>MPI_ERR_AMODE</code>	<code>MPI::ERR_AMODE</code>
<code>MPI_ERR_ASSERT</code>	<code>MPI::ERR_ASSERT</code>
<code>MPI_ERR_BAD_FILE</code>	<code>MPI::ERR_BAD_FILE</code>
<code>MPI_ERR_BASE</code>	<code>MPI::ERR_BASE</code>
<code>MPI_ERR_CONVERSION</code>	<code>MPI::ERR_CONVERSION</code>
<code>MPI_ERR_DISP</code>	<code>MPI::ERR_DISP</code>
<code>MPI_ERR_DUP_DATAREP</code>	<code>MPI::ERR_DUP_DATAREP</code>
<code>MPI_ERR_FILE_EXISTS</code>	<code>MPI::ERR_FILE_EXISTS</code>
<code>MPI_ERR_FILE_IN_USE</code>	<code>MPI::ERR_FILE_IN_USE</code>
<code>MPI_ERR_FILE</code>	<code>MPI::ERR_FILE</code>
<code>MPI_ERR_INFO_KEY</code>	<code>MPI::ERR_INFO_VALUE</code>
<code>MPI_ERR_INFO_NOKEY</code>	<code>MPI::ERR_INFO_NOKEY</code>
<code>MPI_ERR_INFO_VALUE</code>	<code>MPI::ERR_INFO_KEY</code>
<code>MPI_ERR_INFO</code>	<code>MPI::ERR_INFO</code>
<code>MPI_ERR_IO</code>	<code>MPI::ERR_IO</code>
<code>MPI_ERR_KEYVAL</code>	<code>MPI::ERR_KEYVAL</code>
<code>MPI_ERR_LOCKTYPE</code>	<code>MPI::ERR_LOCKTYPE</code>
<code>MPI_ERR_NAME</code>	<code>MPI::ERR_NAME</code>
<code>MPI_ERR_NO_MEM</code>	<code>MPI::ERR_NO_MEM</code>
<code>MPI_ERR_NOT_SAME</code>	<code>MPI::ERR_NOT_SAME</code>
<code>MPI_ERR_NO_SPACE</code>	<code>MPI::ERR_NO_SPACE</code>
<code>MPI_ERR_NO_SUCH_FILE</code>	<code>MPI::ERR_NO_SUCH_FILE</code>
<code>MPI_ERR_PORT</code>	<code>MPI::ERR_PORT</code>
<code>MPI_ERR_QUOTA</code>	<code>MPI::ERR_QUOTA</code>
<code>MPI_ERR_READ_ONLY</code>	<code>MPI::ERR_READ_ONLY</code>
<code>MPI_ERR_RMA_CONFLICT</code>	<code>MPI::ERR_RMA_CONFLICT</code>
<code>MPI_ERR_RMA_SYNC</code>	<code>MPI::ERR_RMA_SYNC</code>
<code>MPI_ERR_SERVICE</code>	<code>MPI::ERR_SERVICE</code>
<code>MPI_ERR_SIZE</code>	<code>MPI::ERR_SIZE</code>
<code>MPI_ERR_SPAWN</code>	<code>MPI::ERR_SPAWN</code>
<code>MPI_ERR_UNSUPPORTED_DATAREP</code>	<code>MPI::ERR_UNSUPPORTED_DATAREP</code>
<code>MPI_ERR_UNSUPPORTED_OPERATION</code>	<code>MPI::ERR_UNSUPPORTED_OPERATION</code>
<code>MPI_ERR_WIN</code>	<code>MPI::ERR_WIN</code>
<code>MPI_ERR_LASTCODE</code>	<code>MPI::ERR_LASTCODE</code>

Annex A

Language Bindings Summary

In this section we summarize the specific bindings for C, Fortran, and C++. First we present the constants, type definitions, info values and keys. Then we present the routine prototypes separately for each binding. Listings are alphabetical within chapter.

A.1 Defined Values and Handles

A.1.1 Defined Constants

The C and Fortran name is listed in the left column and the C++ name is listed in the middle or right column.

Return Codes	
	C++ type: <code>const int</code> (or <code>unnamed enum</code>)
MPI_SUCCESS	MPI::SUCCESS
MPI_ERR_BUFFER	MPI::ERR_BUFFER
MPI_ERR_COUNT	MPI::ERR_COUNT
MPI_ERR_TYPE	MPI::ERR_TYPE
MPI_ERR_TAG	MPI::ERR_TAG
MPI_ERR_COMM	MPI::ERR_COMM
MPI_ERR_RANK	MPI::ERR_RANK
MPI_ERR_REQUEST	MPI::ERR_REQUEST
MPI_ERR_ROOT	MPI::ERR_ROOT
MPI_ERR_GROUP	MPI::ERR_GROUP
MPI_ERR_OP	MPI::ERR_OP
MPI_ERR_TOPOLOGY	MPI::ERR_TOPOLOGY
MPI_ERR_DIMS	MPI::ERR_DIMS
MPI_ERR_ARG	MPI::ERR_ARG
MPI_ERR_UNKNOWN	MPI::ERR_UNKNOWN
MPI_ERR_TRUNCATE	MPI::ERR_TRUNCATE
MPI_ERR_OTHER	MPI::ERR_OTHER
MPI_ERR_INTERN	MPI::ERR_INTERN
MPI_ERR_PENDING	MPI::ERR_PENDING
MPI_ERR_IN_STATUS	MPI::ERR_IN_STATUS

(Continued on next page)

1	1	<code>int MPI_Type_create_hvector(int count, int blocklength, MPI_Aint stride,</code>
2	2	<code> MPI_Datatype oldtype, MPI_Datatype *newtype)</code>
3	3	
4	4	<code>MPI_TYPE_CREATE_HVECTOR(COUNT, BLOCKLENGTH, STRIDE, OLDTYPE, NEWTYPE,</code>
5	5	<code> IERROR)</code>
6	6	<code> INTEGER COUNT, BLOCKLENGTH, OLDTYPE, NEWTYPE, IERROR</code>
7	7	<code> INTEGER(KIND=MPI_ADDRESS_KIND) STRIDE</code>
8	8	
9	9	<code>MPI::Datatype MPI::Datatype::Create_hvector(int count, int blocklength,</code>
10	10	<code> MPI::Aint stride) const</code>
11	11	
12	12	This function replaces MPI_TYPE_HVECTOR, whose use is deprecated. See also Chap-
13	13	ter 15.
14	14	
15	15	Assume that oldtype has type map,
16	16	$\{(type_0, disp_0), \dots, (type_{n-1}, disp_{n-1})\}$,
17	17	
18	18	with extent <i>ex</i> . Let <i>bl</i> be the blocklength. The newly created datatype has a type map with
19	19	<code>count · bl · n</code> entries:
20	20	$\{(type_0, disp_0), \dots, (type_{n-1}, disp_{n-1}),$
21	21	$(type_0, disp_0 + ex), \dots, (type_{n-1}, disp_{n-1} + ex), \dots,$
22	22	$(type_0, disp_0 + (bl - 1) \cdot ex), \dots, (type_{n-1}, disp_{n-1} + (bl - 1) \cdot ex),$
23	23	$(type_0, disp_0 + stride), \dots, (type_{n-1}, disp_{n-1} + stride), \dots,$
24	24	$(type_0, disp_0 + stride + (bl - 1) \cdot ex), \dots,$
25	25	$(type_{n-1}, disp_{n-1} + stride + (bl - 1) \cdot ex), \dots,$
26	26	$(type_0, disp_0 + stride \cdot (count - 1)), \dots, (type_{n-1}, disp_{n-1} + stride \cdot (count - 1)), \dots,$
27	27	$(type_0, disp_0 + stride \cdot (count - 1) + (bl - 1) \cdot ex), \dots,$
28	28	$(type_{n-1}, disp_{n-1} + stride \cdot (count - 1) + (bl - 1) \cdot ex)\}$.
29	29	
30	30	
31	31	
32	32	
33	33	
34	34	
35	35	
36	36	
37	37	
38	38	
39	39	
40	40	Indexed The function MPI_TYPE_INDEXED allows replication of an old datatype into a
41	41	sequence of blocks (each block is a concatenation of the old datatype), where each block
42	42	can contain a different number of copies and have a different displacement. All block
43	43	displacements are multiples of the old type extent.
44	44	
45	45	
46	46	
47	47	
48	48	

```

MPI_TYPE_INDEXED( count, array_of_blocklengths, array_of_displacements, oldtype, new-
type)
  IN      count          number of blocks – also number of entries in
                    array_of_displacements and array_of_blocklengths (non-
                    negative integer)
  IN      array_of_blocklengths  number of elements per block (array of nonnegative
                    integers)
  IN      array_of_displacements  displacement for each block, in multiples of oldtype
                    extent (array of integer)
  IN      oldtype           old datatype (handle)
  OUT     newtype           new datatype (handle)

int MPI_Type_indexed(int count, int *array_of_blocklengths,
                    int *array_of_displacements, MPI_Datatype oldtype,
                    MPI_Datatype *newtype)

MPI_TYPE_INDEXED(COUNT, ARRAY_OF_BLOCKLENGTHS, ARRAY_OF_DISPLACEMENTS,
OLDTYPE, NEWTYPE, IERROR)
INTEGER COUNT, ARRAY_OF_BLOCKLENGTHS(*), ARRAY_OF_DISPLACEMENTS(*),
OLDTYPE, NEWTYPE, IERROR

MPI::Datatype MPI::Datatype::Create_indexed(int count,
const int array_of_blocklengths[],
const int array_of_displacements[]) const

```

Example 4.5 Let `oldtype` have type map $\{(double, 0), (char, 8)\}$, with extent 16. Let $B = (3, 1)$ and let $D = (4, 0)$. A call to `MPI_TYPE_INDEXED(2, B, D, oldtype, newtype)` returns a datatype with type map,

$$\{(double, 64), (char, 72), (double, 80), (char, 88), (double, 96), (char, 104), \\ (double, 0), (char, 8)\}.$$

That is, three copies of the old type starting at displacement 64, and one copy starting at displacement 0.

In general, assume that `oldtype` has type map,

$$\{(type_0, disp_0), \dots, (type_{n-1}, disp_{n-1})\},$$

with extent ex . Let B be the `array_of_blocklength` argument and D be the `array_of_displacements` argument. The newly created datatype has $n \cdot \sum_{i=0}^{count-1} B[i]$ entries:

$$\{(type_0, disp_0 + D[0] \cdot ex), \dots, (type_{n-1}, disp_{n-1} + D[0] \cdot ex), \dots, \\ (type_0, disp_0 + (D[0] + B[0] - 1) \cdot ex), \dots, (type_{n-1}, disp_{n-1} + (D[0] + B[0] - 1) \cdot ex), \dots, \\ (type_0, disp_0 + D[count - 1] \cdot ex), \dots, (type_{n-1}, disp_{n-1} + D[count - 1] \cdot ex), \dots,$$

```

{
  MPI_Datatype type;
  MPI_Status status;

  type = MPI_Type_f2c(*fhandle);

  MPI_Recv( MPI_BOTTOM, 1, type, 0, 0, MPI_COMM_WORLD, &status);
}

```

MPI implementors may weaken these type matching rules, and allow messages to be sent with Fortran types and received with C types, and vice versa, when those types match. I.e., if the Fortran type `INTEGER` is identical to the C type `int`, then an MPI implementation may allow data to be sent with datatype `MPI_INTEGER` and be received with datatype `MPI_INT`. However, such code is not portable.

Also constant “addresses,” i.e., special values for reference arguments that are not handles, such as MPI_BOTTOM or MPI_STATUS_IGNORE may have different values in different languages.

Rationale. The current MPI standard specifies that MPI_BOTTOM can be used in initialization expressions in C, but not in Fortran. Since Fortran does not normally support call by value, then MPI_BOTTOM must be in Fortran the name of a predefined static variable, e.g., a variable in an MPI declared COMMON block. On the other hand, in C, it is natural to take MPI_BOTTOM = 0 (Caveat: Defining MPI_BOTTOM = 0 implies that NULL pointer cannot be distinguished from MPI_BOTTOM; it may be that MPI_BOTTOM = 1 is better . . .) Requiring that the Fortran and C values be the same will complicate the initialization process. (*End of rationale.*)

16.3.10 Interlanguage Communication

The type matching rules for communications in MPI are not changed: the datatype specification for each item sent should match, in type signature, the datatype specification used to receive this item (unless one of the types is MPI_PACKED). Also, the type of a message item should match the type declaration for the corresponding communication buffer location, unless the type is MPI_BYTE or MPI_PACKED. Interlanguage communication is allowed if it complies with these rules.

Example 16.18 In the example below, a Fortran array is sent from Fortran and received in C.

```

1  ! FORTRAN CODE
2  REAL R(5)
3  INTEGER TYPE, IERR, MYRANK, AOBLN(1), AOTYPE(1)
4  INTEGER (KIND=MPI_ADDRESS_KIND) AODISP(1)
5
6  ! create an absolute datatype for array R
7  AOBLN(1) = 5
8  CALL MPI_GET_ADDRESS( R, AODISP(1), IERR)
9  AOTYPE(1) = MPI_REAL
10 CALL MPI_TYPE_CREATE_STRUCT(1, AOBLN,AODISP,AOTYPE, TYPE, IERR)
11 CALL MPI_TYPE_COMMIT(TYPE, IERR)
12
13 CALL MPI_COMM_RANK( MPI_COMM_WORLD, MYRANK, IERR)
14 IF (MYRANK.EQ.0) THEN
15     CALL MPI_SEND( MPI_BOTTOM, 1, TYPE, 1, 0, MPI_COMM_WORLD, IERR)
16 ELSE
17     CALL C_ROUTINE(TYPE)
18 END IF
19
20
21
22
23
24
25
26
27
28
29
30
31
32
33
34
35
36
37
38
39
40
41
42
43
44
45
46
47
48
49
50
51
52
53
54
55
56
57
58
59
60
61
62
63
64
65
66
67
68
69
70
71
72
73
74
75
76
77
78
79
80
81
82
83
84
85
86
87
88
89
90
91
92
93
94
95
96
97
98
99
100
101
102
103
104
105
106
107
108
109
110
111
112
113
114
115
116
117
118
119
120
121
122
123
124
125
126
127
128
129
130
131
132
133
134
135
136
137
138
139
140
141
142
143
144
145
146
147
148
149
150
151
152
153
154
155
156
157
158
159
160
161
162
163
164
165
166
167
168
169
170
171
172
173
174
175
176
177
178
179
180
181
182
183
184
185
186
187
188
189
190
191
192
193
194
195
196
197
198
199
200
201
202
203
204
205
206
207
208
209
210
211
212
213
214
215
216
217
218
219
220
221
222
223
224
225
226
227
228
229
230
231
232
233
234
235
236
237
238
239
240
241
242
243
244
245
246
247
248
249
250
251
252
253
254
255
256
257
258
259
260
261
262
263
264
265
266
267
268
269
270
271
272
273
274
275
276
277
278
279
280
281
282
283
284
285
286
287
288
289
290
291
292
293
294
295
296
297
298
299
300
301
302
303
304
305
306
307
308
309
310
311
312
313
314
315
316
317
318
319
320
321
322
323
324
325
326
327
328
329
330
331
332
333
334
335
336
337
338
339
340
341
342
343
344
345
346
347
348
349
350
351
352
353
354
355
356
357
358
359
360
361
362
363
364
365
366
367
368
369
370
371
372
373
374
375
376
377
378
379
380
381
382
383
384
385
386
387
388
389
390
391
392
393
394
395
396
397
398
399
400
401
402
403
404
405
406
407
408
409
410
411
412
413
414
415
416
417
418
419
420
421
422
423
424
425
426
427
428
429
430
431
432
433
434
435
436
437
438
439
440
441
442
443
444
445
446
447
448
449
450
451
452
453
454
455
456
457
458
459
460
461
462
463
464
465
466
467
468
469
470
471
472
473
474
475
476
477
478
479
480
481
482
483
484
485
486
487
488
489
490
491
492
493
494
495
496
497
498
499
500
501
502
503
504
505
506
507
508
509
510
511
512
513
514
515
516
517
518
519
520
521
522
523
524
525
526
527
528
529
530
531
532
533
534
535
536
537
538
539
540
541
542
543
544
545
546
547
548
549
550
551
552
553
554
555
556
557
558
559
560
561
562
563
564
565
566
567
568
569
570
571
572
573
574
575
576
577
578
579
580
581
582
583
584
585
586
587
588
589
590
591
592
593
594
595
596
597
598
599
600
601
602
603
604
605
606
607
608
609
610
611
612
613
614
615
616
617
618
619
620
621
622
623
624
625
626
627
628
629
630
631
632
633
634
635
636
637
638
639
640
641
642
643
644
645
646
647
648
649
650
651
652
653
654
655
656
657
658
659
660
661
662
663
664
665
666
667
668
669
670
671
672
673
674
675
676
677
678
679
680
681
682
683
684
685
686
687
688
689
690
691
692
693
694
695
696
697
698
699
700
701
702
703
704
705
706
707
708
709
710
711
712
713
714
715
716
717
718
719
720
721
722
723
724
725
726
727
728
729
730
731
732
733
734
735
736
737
738
739
740
741
742
743
744
745
746
747
748
749
750
751
752
753
754
755
756
757
758
759
760
761
762
763
764
765
766
767
768
769
770
771
772
773
774
775
776
777
778
779
780
781
782
783
784
785
786
787
788
789
790
791
792
793
794
795
796
797
798
799
800
801
802
803
804
805
806
807
808
809
810
811
812
813
814
815
816
817
818
819
820
821
822
823
824
825
826
827
828
829
830
831
832
833
834
835
836
837
838
839
840
841
842
843
844
845
846
847
848
849
850
851
852
853
854
855
856
857
858
859
860
861
862
863
864
865
866
867
868
869
870
871
872
873
874
875
876
877
878
879
880
881
882
883
884
885
886
887
888
889
890
891
892
893
894
895
896
897
898
899
900
901
902
903
904
905
906
907
908
909
910
911
912
913
914
915
916
917
918
919
920
921
922
923
924
925
926
927
928
929
930
931
932
933
934
935
936
937
938
939
940
941
942
943
944
945
946
947
948
949
950
951
952
953
954
955
956
957
958
959
960
961
962
963
964
965
966
967
968
969
970
971
972
973
974
975
976
977
978
979
980
981
982
983
984
985
986
987
988
989
990
991
992
993
994
995
996
997
998
999
1000
1001
1002
1003
1004
1005
1006
1007
1008
1009
1010
1011
1012
1013
1014
1015
1016
1017
1018
1019
1020
1021
1022
1023
1024
1025
1026
1027
1028
1029
1030
1031
1032
1033
1034
1035
1036
1037
1038
1039
1040
1041
1042
1043
1044
1045
1046
1047
1048
1049
1050
1051
1052
1053
1054
1055
1056
1057
1058
1059
1060
1061
1062
1063
1064
1065
1066
1067
1068
1069
1070
1071
1072
1073
1074
1075
1076
1077
1078
1079
1080
1081
1082
1083
1084
1085
1086
1087
1088
1089
1090
1091
1092
1093
1094
1095
1096
1097
1098
1099
1100
1101
1102
1103
1104
1105
1106
1107
1108
1109
1110
1111
1112
1113
1114
1115
1116
1117
1118
1119
1120
1121
1122
1123
1124
1125
1126
1127
1128
1129
1130
1131
1132
1133
1134
1135
1136
1137
1138
1139
1140
1141
1142
1143
1144
1145
1146
1147
1148
1149
1150
1151
1152
1153
1154
1155
1156
1157
1158
1159
1160
1161
1162
1163
1164
1165
1166
1167
1168
1169
1170
1171
1172
1173
1174
1175
1176
1177
1178
1179
1180
1181
1182
1183
1184
1185
1186
1187
1188
1189
1190
1191
1192
1193
1194
1195
1196
1197
1198
1199
1200
1201
1202
1203
1204
1205
1206
1207
1208
1209
1210
1211
1212
1213
1214
1215
1216
1217
1218
1219
1220
1221
1222
1223
1224
1225
1226
1227
1228
1229
1230
1231
1232
1233
1234
1235
1236
1237
1238
1239
1240
1241
1242
1243
1244
1245
1246
1247
1248
1249
1250
1251
1252
1253
1254
1255
1256
1257
1258
1259
1260
1261
1262
1263
1264
1265
1266
1267
1268
1269
1270
1271
1272
1273
1274
1275
1276
1277
1278
1279
1280
1281
1282
1283
1284
1285
1286
1287
1288
1289
1290
1291
1292
1293
1294
1295
1296
1297
1298
1299
1300
1301
1302
1303
1304
1305
1306
1307
1308
1309
1310
1311
1312
1313
1314
1315
1316
1317
1318
1319
1320
1321
1322
1323
1324
1325
1326
1327
1328
1329
1330
1331
1332
1333
1334
1335
1336
1337
1338
1339
1340
1341
1342
1343
1344
1345
1346
1347
1348
1349
1350
1351
1352
1353
1354
1355
1356
1357
1358
1359
1360
1361
1362
1363
1364
1365
1366
1367
1368
1369
1370
1371
1372
1373
1374
1375
1376
1377
1378
1379
1380
1381
1382
1383
1384
1385
1386
1387
1388
1389
1390
1391
1392
1393
1394
1395
1396
1397
1398
1399
1400
1401
1402
1403
1404
1405
1406
1407
1408
1409
1410
1411
1412
1413
1414
1415
1416
1417
1418
1419
1420
1421
1422
1423
1424
1425
1426
1427
1428
1429
1430
1431
1432
1433
1434
1435
1436
1437
1438
1439
1440
1441
1442
1443
1444
1445
1446
1447
1448
1449
1450
1451
1452
1453
1454
1455
1456
1457
1458
1459
1460
1461
1462
1463
1464
1465
1466
1467
1468
1469
1470
1471
1472
1473
1474
1475
1476
1477
1478
1479
1480
1481
1482
1483
1484
1485
1486
1487
1488
1489
1490
1491
1492
1493
1494
1495
1496
1497
1498
1499
1500
1501
1502
1503
1504
1505
1506
1507
1508
1509
1510
1511
1512
1513
1514
1515
1516
1517
1518
1519
1520
1521
1522
1523
1524
1525
1526
1527
1528
1529
1530
1531
1532
1533
1534
1535
1536
1537
1538
1539
1540
1541
1542
1543
1544
1545
1546
1547
1548
1549
1550
1551
1552
1553
1554
1555
1556
1557
1558
1559
1560
1561
1562
1563
1564
1565
1566
1567
1568
1569
1570
1571
1572
1573
1574
1575
1576
1577
1578
1579
1580
1581
1582
1583
1584
1585
1586
1587
1588
1589
1590
1591
1592
1593
1594
1595
1596
1597
1598
1599
1600
1601
1602
1603
1604
1605
1606
1607
1608
1609
1610
1611
1612
1613
1614
1615
1616
1617
1618
1619
1620
1621
1622
1623
1624
1625
1626
1627
1628
1629
1630
1631
1632
1633
1634
1635
1636
1637
1638
1639
1640
1641
1642
1643
1644
1645
1646
1647
1648
1649
1650
1651
1652
1653
1654
1655
1656
1657
1658
1659
1660
1661
1662
1663
1664
1665
1666
1667
1668
1669
1670
1671
1672
1673
1674
1675
1676
1677
1678
1679
1680
1681
1682
1683
1684
1685
1686
1687
1688
1689
1690
1691
1692
1693
1694
1695
1696
1697
1698
1699
1700
1701
1702
1703
1704
1705
1706
1707
1708
1709
1710
1711
1712
1713
1714
1715
1716
1717
1718
1719
1720
1721
1722
1723
1724
1725
1726
1727
1728
1729
1730
1731
1732
1733
1734
1735
1736
1737
1738
1739
1740
1741
1742
1743
1744
1745
1746
1747
1748
1749
1750
1751
1752
1753
1754
1755
1756
1757
1758
1759
1760
1761
1762
1763
1764
1765
1766
1767
1768
1769
1770
1771
1772
1773
1774
1775
1776
1777
1778
1779
1780
1781
1782
1783
1784
1785
1786
1787
1788
1789
1790
1791
1792
1793
1794
1795
1796
1797
1798
1799
1800
1801
1802
1803
1804
1805
1806
1807
1808
1809
1810
1811
1812
1813
1814
1815
1816
1817
1818
1819
1820
1821
1822
1823
1824
1825
1826
1827
1828
1829
1830
1831
1832
1833
1834
1835
1836
1837
1838
1839
1840
1841
1842
1843
1844
1845
1846
1847
1848
1849
1850
1851
1852
1853
1854
1855
1856
1857
1858
1859
1860
1861
1862
1863
1864
1865
1866
1867
1868
1869
1870
1871
1872
1873
1874
1875
1876
1877
1878
1879
1880
1881
1882
1883
1884
1885
1886
1887
1888
1889
1890
1891
1892
1893
1894
1895
1896
1897
1898
1899
1900
1901
1902
1903
1904
1905
1906
1907
1908
1909
1910
1911
1912
1913
1914
1915
1916
1917
1918
1919
1920
1921
1922
1923
1924
1925
1926
1927
1928
1929
1930
1931
1932
1933
1934
1935
1936
1937
1938
1939
1940
1941
1942
1943
1944
1945
1946
1947
1948
1949
1950
1951
1952
1953
1954
1955
1956
1957
1958
1959
1960
1961
1962
1963
1964
1965
1966
1967
1968
1969
1970
1971
1972
1973
1974
1975
1976
1977
1978
1979
1980
1981
1982
1983
1984
1985
1986
1987
1988
1989
1990
1991
1992
1993
1994
1995
1996
1997
1998
1999
2000
2001
2002
2003
2004
2005
2006
2007
2008
2009
2010
2011
2012
2013
2014
2015
2016
2017
2018
2019
2020
2021
2022
2023
2024
2025
2026
2027
2028
2029
2030
2031
2032
2033
2034
2035
2036
2037
2038
2039
2040
2041
2042
2043
2044
2045
2046
2047
2048
2049
2050
2051
2052
2053
2054
2055
2056
2057
2058
2059
2060
2061
2062
2063
2064
2065
2066
2067
2068
2069
2070
2071
2072
2073
2074
2075
2076
2077
2078
2079
2080
2081
2082
2083
2084
2085
2086
2087
2088
2089
2090
2091
2092
2093
2094
2095
2096
2097
2098
2099
2100
2101
2102
2103
2104
2105
2106
2107
2108
2109
2110
2111
2112
2113
2114
2115
2116
2117
2118
2119
2120
2121
2122
2123
2124
2125
2126
2127
2128
2129
2130
2131
2132
2133
2134
2135
2136
2137
2138
2139
2140
2141
2142
2143
2144
2145
2146
2147
2148
2149
2150
2151
2152
2153
2154
2155
2156
2157
2158
2159
2160
2161
2162
2163
2164
2165
2166
2167
2168
2169
2170
2171
2172
2173
2174
2175
2176
2177
2178
2179
2180
2181
2182
2183
2184
2185
2186
2187
2188
2189
2190
2191
2192
2193
2194
2195
2196
2197
2198
2199
2200
2201
2202
2203
2204
2205
2206
2207
2208
2209
2210
2211
2212
2213
2214
2215
2216
2217
2218
2219
2220
2221
2222
2223
2224
2225
2226
2227
2228
2229
2230
2231
2232
2233
2234
2235
2236
2237
2238
2239
2240
2241
2242
2243
2244
2245
2246
2247
2248
2249
2250
2251
2252
2253
2254
2255
2256
2257
2258
2259
2260
2261
2262
2263
2264
2265
2266
2267
2268
2269
2270
2271
2272
2273
2274
2275
2276
2277
2278
2279
2280
2281
2282
2283
2284
2285
2286
2287
2288
2289
2290
2291
2292
2293
2294
2295
2296
2297
2298
2299
2300
2301
2302
2303
2304
2305
2306
2307
2308
2309
2310
2311
2312
2313
2314
2315
2316
2317
2318
2319
2320
2321
2322
2323
2324
2325
2326
2327
2328
2329
2330
2331
2332
2333
2334
2335
2336
2337
2338
2339
2340
2341
2342
2343
2344
2345
2346
2347
2348
2349
2350
2351
2352
2353
2354
2355
2356
2357
2358
2359
2360
2361
2362
2363
2364
2365
2366
2367
2368
2369
2370
2371
2372
2373
2374
2375
2376
2377
2378
2379
2380
2381
2382
2383
2384
2385
2386
2387
2388
2389
2390
2391
2392
2393
2394
2395
2396
2397
2398
2399
2400
2401
2402
2403
2404
2405
2406
2407
2408
2409
2410
2411
2412
2413
2414
2415
2416
2417
2418
2419
2420
2421
2422
2423
2424
2425
2426
2427
2428
2429
2430
2431
2432
2433
2434
2435
2436
2437
2438
2439
2440
2441
2442
2443
2444
2445
2446
2447
2448
2449
2450
2451
2452
2453
2454
2455
2456
2457
2458
2459
2460
2461
2462
2463
2464
2465
2466
2467
2468
2469
2470
2471
2472
2473
2474
2475
2476
2477
2478
2479
2480
2481
2482
2483
2484
2485
2486
2487
2488
2489
2490
2491
2492
2493
2494
2495
2496
2497
2498
2499
2500
2501
2502
2503
2504
2505
2506
2507
2508
2509
2510
2511
2512
2513
2514
2515
2516
2517
2518
2519
2520
2521
2522
2523
2524
2525
2526
2527
2528
2529
2530
2531
2532
2533
2534
2535
2536
2537
2538
2539
2540
2
```

with extent ex . Let B be the `array_of_blocklength` argument and D be the `array_of_displacements` argument. The newly created datatype has a type map with $n \cdot \sum_{i=0}^{\text{count}-1} B[i]$ entries:

```
{(type0, disp0 + D[0]), ..., (typen-1, dispn-1 + D[0]), ...,
(type0, disp0 + D[0] + (B[0] - 1) · ex), ...,
(typen-1, dispn-1 + D[0] + (B[0] - 1) · ex), ...,
(type0, disp0 + D[count - 1]), ..., (typen-1, dispn-1 + D[count - 1]), ...,
(type0, disp0 + D[count - 1] + (B[count - 1] - 1) · ex), ...,
(typen-1, dispn-1 + D[count - 1] + (B[count - 1] - 1) · ex)}.
```

Indexed_block This function is the same as `MPI_TYPE_INDEXED` except that the blocklength is the same for all blocks. There are many codes using indirect addressing arising from unstructured grids where the blocksize is always 1 (gather/scatter). The following convenience function allows for constant blocksize and arbitrary displacements.

`MPI_TYPE_CREATE_INDEXED_BLOCK(count, blocklength, array_of_displacements, oldtype, newtype)`

IN	count	length of array of displacements (non-negative integer)
IN	blocklength	size of block (non-negative integer)
IN	array_of_displacements	array of displacements (array of integer)
IN	oldtype	old datatype (handle)
OUT	newtype	new datatype (handle)

```
int MPI_Type_create_indexed_block(int count, int blocklength,
    int array_of_displacements[], MPI_Datatype oldtype,
    MPI_Datatype *newtype)
```

```
MPI_TYPE_CREATE_INDEXED_BLOCK(COUNT, BLOCKLENGTH, ARRAY_OF_DISPLACEMENTS,
    OLDTYPE, NEWTYPE, IERROR)
INTEGER COUNT, BLOCKLENGTH, ARRAY_OF_DISPLACEMENTS(*), OLDTYPE,
NEWTYPE, IERROR
```

```
MPI::Datatype MPI::Datatype::Create_indexed_block(int count,
    int blocklength, const int array_of_displacements[]) const
```

`flag, ierr`) will return in `val` the upper bound for tag value; in C, `MPI_Comm_get_attr(MPI_COMM_WORLD, MPI_TAG_UB, &p, &flag)` will return in `p` a pointer to an int containing the upper bound for tag value.

Address valued predefined attributes, such as `MPI_WIN_BASE` behave as if they were put by a C call, i.e., in Fortran, `MPI_WIN_GET_ATTR(win, MPI_WIN_BASE, val, flag, ierror)` will return in `val` the base address of the window, converted to an integer. In C, `MPI_Win_get_attr(win, MPI_WIN_BASE, &p, &flag)` will return in `p` a pointer to the window base, cast to `(void *)`.

Rationale. The design is consistent with the behavior specified for predefined attributes, and ensures that no information is lost when attributes are passed from language to language. (*End of rationale.*)

Advice to implementors. Implementations should tag attributes either as address attributes or as integer attributes, according to whether they were set in C or in Fortran. Thus, the right choice can be made when the attribute is retrieved. (*End of advice to implementors.*)

16.3.8 Extra State

Extra-state should not be modified by the copy or delete callback functions. (This is obvious from the C binding, but not obvious from the Fortran binding). However, these functions may update state that is indirectly accessed via extra-state. E.g., in C, extra-state can be a pointer to a data structure that is modified by the copy or callback functions; in Fortran, extra-state can be an index into an entry in a `COMMON` array that is modified by the copy or callback functions. In a multithreaded environment, users should be aware that distinct threads may invoke the same callback function concurrently: if this function modifies state associated with extra-state, then mutual exclusion code must be used to protect updates and accesses to the shared state.

16.3.9 Constants

MPI constants have the same value in all languages, unless specified otherwise. This does not apply to constant handles (`MPI_INT`, `MPI_COMM_WORLD`, `MPI_ERRORS_RETURN`, `MPI_SUM`, etc.) These handles need to be converted, as explained in Section 16.3.4. Constants that specify maximum lengths of strings (see Section A.1.1 for a listing) have a value one less in Fortran than C/C++ since in C/C++ the length includes the null terminating character. Thus, these constants represent the amount of space which must be allocated to hold the largest possible such string, rather than the maximum number of printable characters the string could contain.

Advice to users. This definition means that it is safe in C/C++ to allocate a buffer to receive a string using a declaration like

```
char name [MPI_MAX_OBJECT_NAME];
```

(*End of advice to users.*)

As for addresses, new functions are provided that manipulate Fortran address sized attributes, and have the same functionality as the old functions in C/C++. These functions are described in Section 6.7, page 221. Users are encouraged to use these new functions.

MPI supports two types of attributes: address-valued (pointer) attributes, and integer valued attributes. C and C++ attribute functions put and get address valued attributes. Fortran attribute functions put and get integer valued attributes. When an integer valued attribute is accessed from C or C++, then `MPI_xxx_get_attr` will return the address of (a pointer to) the integer valued attribute. When an address valued attribute is accessed from Fortran, then `MPI_xxx_GET_ATTR` will convert the address into an integer and return the result of this conversion. This conversion is lossless if new style attribute functions are used, and an integer of kind `MPI_ADDRESS_KIND` is returned. The conversion may cause truncation if deprecated attribute functions are used.

Example 16.17 A. C to Fortran

C code

```
static int i = 5;
void *p;
p = &i;
MPI_Comm_put_attr(..., p);
....
```

Fortran code

```
INTEGER(kind = MPI_ADDRESS_KIND) val
CALL MPI_COMM_GET_ATTR(..., val, ...)
IF(val.NE.address_of_i) THEN CALL ERROR
```

B. Fortran to C

Fortran code

```
INTEGER(kind=MPI_ADDRESS_KIND) val
val = 55555
CALL MPI_COMM_PUT_ATTR(..., val, ierr)
```

C code

```
int *p;
MPI_Comm_get_attr(..., &p, ...);
if (*p != 55555) error();
```

The predefined MPI attributes can be integer valued or address valued. Predefined integer valued attributes, such as `MPI_TAG_UB`, behave as if they were put by a Fortran call, i.e., in Fortran, `MPI_COMM_GET_ATTR(MPI_COMM_WORLD, MPI_TAG_UB, val,`

Struct `MPI_TYPE_STRUCT` is the most general type constructor. It further generalizes `MPI_TYPE_CREATE_HINDEXED` in that it allows each block to consist of replications of different datatypes.

```
MPI_TYPE_CREATE_STRUCT(count, array_of_blocklengths, array_of_displacements,
array_of_types, newtype)
IN      count                number of blocks (nonnegative integer) — also number
                                of entries in arrays array_of_types,
                                array_of_displacements and array_of_blocklengths
IN      array_of_blocklength  number of elements in each block (array of nonnega-
                                tive integer)
IN      array_of_displacements byte displacement of each block (array of integer)
IN      array_of_types        type of elements in each block (array of handles to
                                datatype objects)
OUT     newtype               new datatype (handle)
```

```
int MPI_Type_create_struct(int count, int array_of_blocklengths[],
MPI_Aint array_of_displacements[],
MPI_Datatype array_of_types[], MPI_Datatype *newtype)
MPI_TYPE_CREATE_STRUCT(COUNT, ARRAY_OF_BLOCKLENGTHS,
ARRAY_OF_DISPLACEMENTS, ARRAY_OF_TYPES, NEWTYPE, IERROR)
INTEGER COUNT, ARRAY_OF_BLOCKLENGTHS(*), ARRAY_OF_TYPES(*), NEWTYPE,
IERROR
INTEGER(KIND=MPI_ADDRESS_KIND) ARRAY_OF_DISPLACEMENTS(*)
static MPI::Datatype MPI::Datatype::Create_struct(int count,
const int array_of_blocklengths[], const MPI::Aint
array_of_displacements[],
const MPI::Datatype array_of_types[])
```

This function replaces `MPI_TYPE_STRUCT`, whose use is deprecated. See also Chapter 15.

Example 4.6 Let `type1` have type map,

```
{(double, 0), (char, 8)},
```

with extent 16. Let `B = (2, 1, 3)`, `D = (0, 16, 26)`, and `T = (MPI_FLOAT, type1, MPI_CHAR)`. Then a call to `MPI_TYPE_STRUCT(3, B, D, T, newtype)` returns a datatype with type map,

```
{(float, 0), (float, 4), (double, 16), (char, 24), (char, 26), (char, 27), (char, 28)}.
```

That is, two copies of `MPI_FLOAT` starting at 0, followed by one copy of `type1` starting at 16, followed by three copies of `MPI_CHAR`, starting at 26. (We assume that a float occupies four bytes.)

In general, let `T` be the `array_of_types` argument, where `T[i]` is a handle to,

$$typemap_i = \{(type_0^i, disp_0^i), \dots, (type_{n_i-1}^i, disp_{n_i-1}^i)\},$$

with extent ex_i . Let `B` be the `array_of_blocklength` argument and `D` be the `array_of_displacements` argument. Let `c` be the count argument. Then the newly created datatype has a type map with $\sum_{i=0}^{c-1} B[i] \cdot n_i$ entries:

$$\begin{aligned} &\{(type_0^0, disp_0^0 + D[0]), \dots, (type_{n_0}^0, disp_{n_0}^0 + D[0]), \dots, \\ &(type_0^0, disp_0^0 + D[0] + (B[0] - 1) \cdot ex_0), \dots, (type_{n_0}^0, disp_{n_0}^0 + D[0] + (B[0] - 1) \cdot ex_0), \dots, \\ &(type_0^{c-1}, disp_0^{c-1} + D[c - 1]), \dots, (type_{n_{c-1}-1}^{c-1}, disp_{n_{c-1}-1}^{c-1} + D[c - 1]), \dots, \\ &(type_0^{c-1}, disp_0^{c-1} + D[c - 1] + (B[c - 1] - 1) \cdot ex_{c-1}), \dots, \\ &(type_{n_{c-1}-1}^{c-1}, disp_{n_{c-1}-1}^{c-1} + D[c - 1] + (B[c - 1] - 1) \cdot ex_{c-1})\}. \end{aligned}$$

A call to `MPI_TYPE_CREATE_HINDEXED(count, B, D, oldtype, newtype)` is equivalent to a call to `MPI_TYPE_CREATE_STRUCT(count, B, D, T, newtype)`, where each entry of `T` is equal to `oldtype`.

4.1.3 Subarray Datatype Constructor

`MPI_TYPE_CREATE_SUBARRAY(ndims, array_of_sizes, array_of_subsizes, array_of_starts, order, oldtype, newtype)`

IN	<code>ndims</code>	number of array dimensions (positive integer)
IN	<code>array_of_sizes</code>	number of elements of type <code>oldtype</code> in each dimension of the full array (array of positive integers)
IN	<code>array_of_subsizes</code>	number of elements of type <code>oldtype</code> in each dimension of the subarray (array of positive integers)
IN	<code>array_of_starts</code>	starting coordinates of the subarray in each dimension (array of nonnegative integers)
IN	<code>order</code>	array storage order flag (state)
IN	<code>oldtype</code>	array element datatype (handle)
OUT	<code>newtype</code>	new datatype (handle)

```
int MPI_Type_create_subarray(int ndims, int array_of_sizes[],
    int array_of_subsizes[], int array_of_starts[], int order,
    MPI_Datatype oldtype, MPI_Datatype *newtype)
```

```
MPI_TYPE_CREATE_SUBARRAY(NDIMS, ARRAY_OF_SIZES, ARRAY_OF_SUBSIZES,
    ARRAY_OF_STARTS, ORDER, OLDTYPE, NEWTYPE, IERROR)
INTEGER NDIMS, ARRAY_OF_SIZES(*), ARRAY_OF_SUBSIZES(*),
    ARRAY_OF_STARTS(*), ORDER, OLDTYPE, NEWTYPE, IERROR
```

`MPI_ADDRESS`, for a variable with an address above 2^{32} ? The design described here addresses this issue, while maintaining compatibility with current Fortran codes.

The constant `MPI_ADDRESS_KIND` is defined so that, in Fortran 90, `INTEGER(KIND=MPI_ADDRESS_KIND)` is an address sized integer type (typically, but not necessarily, the size of an `INTEGER(KIND=MPI_ADDRESS_KIND)` is 4 on 32 bit address machines and 8 on 64 bit address machines). Similarly, the constant `MPI_INTEGER_KIND` is defined so that `INTEGER(KIND=MPI_INTEGER_KIND)` is a default size `INTEGER`.

There are seven functions that have address arguments: `MPI_TYPE_HVECTOR`, `MPI_TYPE_HINDEXED`, `MPI_TYPE_STRUCT`, `MPI_ADDRESS`, `MPI_TYPE_EXTENT`, `MPI_TYPE_LB` and `MPI_TYPE_UB`.

Four new functions are provided to supplement the first four functions in this list. These functions are described in Section 4.1.1 on page 79. The remaining three functions are supplemented by the new function `MPI_TYPE_GET_EXTENT`, described in that same section. The new functions have the same functionality as the old functions in C/C++, or on Fortran systems where default `INTEGER`s are address sized. In Fortran, they accept arguments of type `INTEGER(KIND=MPI_ADDRESS_KIND)`, wherever arguments of type `MPI_Aint` and `MPI::Aint` are used in C and C++. On Fortran 77 systems that do not support the Fortran 90 `KIND` notation, and where addresses are 64 bits whereas default `INTEGER`s are 32 bits, these arguments will be of an appropriate integer type. The old functions will continue to be provided, for backward compatibility. However, users are encouraged to switch to the new functions, in Fortran, so as to avoid problems on systems with an address range $> 2^{32}$, and to provide compatibility across languages.

16.3.7 Attributes

Attribute keys can be allocated in one language and freed in another. Similarly, attribute values can be set in one language and accessed in another. To achieve this, attribute keys will be allocated in an integer range that is valid all languages. The same holds true for system-defined attribute values (such as `MPI_TAG_UB`, `MPI_WTIME_IS_GLOBAL`, etc.)

Attribute keys declared in one language are associated with copy and delete functions in that language (the functions provided by the `MPI_{TYPE,COMM,WIN}_CREATE_KEYVAL` call). When a communicator is duplicated, for each attribute, the corresponding copy function is called, using the right calling convention for the language of that function; and similarly, for the delete callback function.

Advice to implementors. This requires that attributes be tagged either as “C,” “C++” or “Fortran,” and that the language tag be checked in order to use the right calling convention for the callback function. (*End of advice to implementors.*)

The attribute manipulation functions described in Section 6.7 on page 221 define attributes arguments to be of type `void*` in C, and of type `INTEGER`, in Fortran. On some systems, `INTEGER`s will have 32 bits, while C/C++ pointers will have 64 bits. This is a problem if communicator attributes are used to move information from a Fortran caller to a C/C++ callee, or vice-versa.

`MPI` will store, internally, address sized attributes. If Fortran `INTEGER`s are smaller, then the Fortran function `MPI_ATTR_GET` will return the least significant part of the attribute word; the Fortran function `MPI_ATTR_PUT` will set the least significant part of the attribute word, which will be sign extended to the entire word. (These two functions may be invoked explicitly by user code, or implicitly, by attribute copying callback functions.)

are interpreted as displacements that are all augmented by a base address. This base address is (the address of) `buf`, or zero, if `buf = MPI_BOTTOM`. Thus, if `MPI_BOTTOM` is zero then a send or receive call with `buf = MPI_BOTTOM` is implemented exactly as a call with a regular buffer argument: in both cases the base address is `buf`. On the other hand, if `MPI_BOTTOM` is not zero, then the implementation has to be slightly different. A test is performed to check whether `buf = MPI_BOTTOM`. If true, then the base address is zero, otherwise it is `buf`. In particular, if `MPI_BOTTOM` does not have the same value in Fortran and C/C++, then an additional test for `buf = MPI_BOTTOM` is needed in at least one of the languages.

It may be desirable to use a value other than zero for `MPI_BOTTOM` even in C/C++, so as to distinguish it from a NULL pointer. If `MPI_BOTTOM = c` then one can still avoid the test `buf = MPI_BOTTOM`, by using the displacement from `MPI_BOTTOM`, i.e., the regular address - `c`, as the MPI address returned by `MPI_GET_ADDRESS` and stored in absolute datatypes. (*End of advice to implementors.*)

Callback Functions

MPI calls may associate callback functions with MPI objects: error handlers are associated with communicators and files, attribute copy and delete functions are associated with attribute keys, reduce operations are associated with operation objects, etc. In a multilanguage environment, a function passed in an MPI call in one language may be invoked by an MPI call in another language. MPI implementations must make sure that such invocation will use the calling convention of the language the function is bound to.

Advice to implementors. Callback functions need to have a language tag. This tag is set when the callback function is passed in by the library function (which is presumably different for each language), and is used to generate the right calling sequence when the callback function is invoked. (*End of advice to implementors.*)

Error Handlers

Advice to implementors. Error handlers, have, in C and C++, a “`stdargs`” argument list. It might be useful to provide to the handler information on the language environment where the error occurred. (*End of advice to implementors.*)

Reduce Operations

Advice to users. Reduce operations receive as one of their arguments the datatype of the operands. Thus, one can define “polymorphic” reduce operations that work for C, C++, and Fortran datatypes. (*End of advice to users.*)

Addresses

Some of the datatype accessors and constructors have arguments of type `MPI_Aint` (in C) or `MPI::Aint` in C++, to hold addresses. The corresponding arguments, in Fortran, have type `INTEGER`. This causes Fortran and C/C++ to be incompatible, in an environment where addresses have 64 bits, but Fortran `INTEGERS` have 32 bits.

This is a problem, irrespective of interlanguage issues. Suppose that a Fortran process has an address space of ≥ 4 GB. What should be the value returned in Fortran by

```
1 MPI::Datatype MPI::Datatype::Create_subarray(int ndims,
2 const int array_of_sizes[], const int array_of_subsizes[],
3 const int array_of_starts[], int order) const
4
5
6
7
8
9
10
```

The subarray type constructor creates an MPI datatype describing an n -dimensional subarray of an n -dimensional array. The subarray may be situated anywhere within the full array, and may be of any nonzero size up to the size of the larger array as long as it is confined within this array. This type constructor facilitates creating filetypes to access arrays distributed in blocks among processes to a single file that contains the global array, see MPI I/O, especially Section 13.1.1 on page 373.

This type constructor can handle arrays with an arbitrary number of dimensions and works for both C and Fortran ordered matrices (i.e., row-major or column-major). Note that a C program may use Fortran order and a Fortran program may use C order.

The `ndims` parameter specifies the number of dimensions in the full data array and gives the number of elements in `array_of_sizes`, `array_of_subsizes`, and `array_of_starts`.

The number of elements of type `oldtype` in each dimension of the n -dimensional array and the requested subarray are specified by `array_of_sizes` and `array_of_subsizes`, respectively. For any dimension i , it is erroneous to specify `array_of_subsizes[i] < 1` or `array_of_subsizes[i] > array_of_sizes[i]`.

The `array_of_starts` contains the starting coordinates of each dimension of the subarray. Arrays are assumed to be indexed starting from zero. For any dimension i , it is erroneous to specify `array_of_starts[i] < 0` or `array_of_starts[i] > (array_of_sizes[i] - array_of_subsizes[i])`.

Advice to users. In a Fortran program with arrays indexed starting from 1, if the starting coordinate of a particular dimension of the subarray is n , then the entry in `array_of_starts` for that dimension is $n-1$. (*End of advice to users.*)

The `order` argument specifies the storage order for the subarray as well as the full array. It must be set to one of the following:

`MPI_ORDER_C` The ordering used by C arrays, (i.e., row-major order)

`MPI_ORDER_FORTRAN` The ordering used by Fortran arrays, (i.e., column-major order)

A $ndims$ -dimensional subarray (`newtype`) with no extra padding can be defined by the function `Subarray()` as follows:

```
newtype = Subarray(ndims, {size0, size1, ..., sizendims-1},
                    {subsize0, subsize1, ..., subsizendims-1},
                    {start0, start1, ..., startndims-1}, oldtype)
```

Let the typemap of `oldtype` have the form:

```
{(type0, disp0), (type1, disp1), ..., (typen-1, dispn-1)}
```

where `typei` is a predefined MPI datatype, and let `ex` be the extent of `oldtype`. Then we define the `Subarray()` function recursively using the following three equations. Equation 4.2 defines the base step. Equation 4.3 defines the recursion step when `order = MPI_ORDER_FORTRAN`, and Equation 4.4 defines the recursion step when `order = MPI_ORDER_C`.

$$\begin{aligned} & \text{Subarray}(1, \{size_0\}, \{subsize_0\}, \{start_0\}, \\ & \quad \{(type_0, disp_0), (type_1, disp_1), \dots, (type_{n-1}, disp_{n-1})\}) \\ = & \{(\text{MPI_LB}, 0), \\ & (type_0, disp_0 + start_0 \times ex), \dots, (type_{n-1}, disp_{n-1} + start_0 \times ex), \\ & (type_0, disp_0 + (start_0 + 1) \times ex), \dots, (type_{n-1}, \\ & \quad disp_{n-1} + (start_0 + 1) \times ex), \dots \\ & (type_0, disp_0 + (start_0 + subsize_0 - 1) \times ex), \dots, \\ & (type_{n-1}, disp_{n-1} + (start_0 + subsize_0 - 1) \times ex), \\ & (\text{MPI_UB}, size_0 \times ex)\} \end{aligned} \quad (4.2)$$

$$\begin{aligned} & \text{Subarray}(ndims, \{size_0, size_1, \dots, size_{ndims-1}\}, \\ & \quad \{subsize_0, subsize_1, \dots, subsize_{ndims-1}\}, \\ & \quad \{start_0, start_1, \dots, start_{ndims-1}\}, \text{oldtype}) \\ = & \text{Subarray}(ndims - 1, \{size_1, size_2, \dots, size_{ndims-1}\}, \\ & \quad \{subsize_1, subsize_2, \dots, subsize_{ndims-1}\}, \\ & \quad \{start_1, start_2, \dots, start_{ndims-1}\}, \\ & \quad \text{Subarray}(1, \{size_0\}, \{subsize_0\}, \{start_0\}, \text{oldtype})) \end{aligned} \quad (4.3)$$

$$\begin{aligned} & \text{Subarray}(ndims, \{size_0, size_1, \dots, size_{ndims-1}\}, \\ & \quad \{subsize_0, subsize_1, \dots, subsize_{ndims-1}\}, \\ & \quad \{start_0, start_1, \dots, start_{ndims-1}\}, \text{oldtype}) \\ = & \text{Subarray}(ndims - 1, \{size_0, size_1, \dots, size_{ndims-2}\}, \\ & \quad \{subsize_0, subsize_1, \dots, subsize_{ndims-2}\}, \\ & \quad \{start_0, start_1, \dots, start_{ndims-2}\}, \\ & \quad \text{Subarray}(1, \{size_{ndims-1}\}, \{subsize_{ndims-1}\}, \{start_{ndims-1}\}, \text{oldtype})) \end{aligned} \quad (4.4)$$

For an example use of `MPI_TYPE_CREATE_SUBARRAY` in the context of I/O see Section 13.9.2.

4.1.4 Distributed Array Datatype Constructor

The distributed array type constructor supports HPF-like [30] data distributions. However, unlike in HPF, the storage order may be specified for C arrays as well as for Fortran arrays.

Advice to users. One can create an HPF-like file view using this type constructor as follows. Complementary filetypes are created by having every process of a group call this constructor with identical arguments (with the exception of `rank` which should be set appropriately). These filetypes (along with identical `disp` and `etype`) are then used to define the view (via `MPI_FILE_SET_VIEW`), see MPI I/O, especially Section 13.1.1 on page 373 and Section 13.3 on page 385. Using this view, a collective data access operation (with identical offsets) will yield an HPF-like distribution pattern. (*End of advice to users.*)

The function `MPI_GET_ADDRESS` returns the same value in all languages. Note that we do not require that the constant `MPI_BOTTOM` have the same value in all languages (see 16.3.9, page 488).

Example 16.16

```

1      The function MPI_GET_ADDRESS returns the same value in all languages. Note that
2      we do not require that the constant MPI_BOTTOM have the same value in all languages (see
3      16.3.9, page 488).
4
5      Example 16.16
6
7      ! FORTRAN CODE
8      REAL R(5)
9      INTEGER TYPE, IERR, AOBLN(1), AOTYPE(1)
10     INTEGER (KIND=MPI_ADDRESS_KIND) AODISP(1)
11
12     ! create an absolute datatype for array R
13     AOBLN(1) = 5
14     CALL MPI_GET_ADDRESS( R, AODISP(1), IERR)
15     AOTYPE(1) = MPI_REAL
16     CALL MPI_TYPE_CREATE_STRUCT(1, AOBLN,AODISP,AOTYPE, TYPE, IERR)
17     CALL C_ROUTINE(TYPE)
18
19     /* C code */
20
21     void C_ROUTINE(MPI_Fint *ftype)
22     {
23         int count = 5;
24         int lens[2] = {1,1};
25         MPI_Aint displs[2];
26         MPI_Datatype types[2], newtype;
27
28         /* create an absolute datatype for buffer that consists
29         /* of count, followed by R(5)
30
31         MPI_Get_address(&count, &displs[0]);
32         displs[1] = 0;
33         types[0] = MPI_INT;
34         types[1] = MPI_Type_f2c(*ftype);
35         MPI_Type_create_struct(2, lens, displs, types, &newtype);
36         MPI_Type_commit(&newtype);
37
38         MPI_Send(MPI_BOTTOM, 1, newtype, 1, 0, MPI_COMM_WORLD);
39         /* the message sent contains an int count of 5, followed
40         /* by the 5 REAL entries of the Fortran array R.
41     }

```

Advice to implementors. The following implementation can be used: MPI addresses, as returned by `MPI_GET_ADDRESS`, will have the same value in all languages. One obvious choice is that MPI addresses be identical to regular addresses. The address is stored in the datatype, when datatypes with absolute addresses are constructed. When a send or receive operation is performed, then addresses stored in a datatype

the same content. If `f_status` is the Fortran value of `MPI_STATUS_IGNORE` or `MPI_STATUSES_IGNORE`, or if `f_status` is not a valid Fortran status, then the call is erroneous.

The C status has the same source, tag and error code values as the Fortran status, and returns the same answers when queried for count, elements, and cancellation. The conversion function may be called with a Fortran status argument that has an undefined error field, in which case the value of the error field in the C status argument is undefined.

Two global variables of type `MPI_Fint*`, `MPI_F_STATUS_IGNORE` and `MPI_F_STATUSES_IGNORE` are declared in `mpi.h`. They can be used to test, in C, whether `f_status` is the Fortran value of `MPI_STATUS_IGNORE` or `MPI_STATUSES_IGNORE`, respectively. These are global variables, not C constant expressions and cannot be used in places where C requires constant expressions. Their value is defined only between the calls to `MPI_INIT` and `MPI_FINALIZE` and should not be changed by user code.

To do the conversion in the other direction, we have the following:
`int MPI_Status_c2f(MPI_Status *c_status, MPI_Fint *f_status)`

This call converts a C status into a Fortran status, and has a behavior similar to `MPI_Status_f2c`. That is, the value of `c_status` must not be either `MPI_STATUS_IGNORE` or `MPI_STATUSES_IGNORE`.

Advice to users. There is not a separate conversion function for arrays of statuses, since one can simply loop through the array, converting each status. (*End of advice to users.*)

Rationale. The handling of `MPI_STATUS_IGNORE` is required in order to layer libraries with only a C wrapper: if the Fortran call has passed `MPI_STATUS_IGNORE`, then the C wrapper must handle this correctly. Note that this constant need not have the same value in Fortran and C. If `MPI_Status_f2c` were to handle `MPI_STATUS_IGNORE`, then the type of its result would have to be `MPI_Status**`, which was considered an inferior solution. (*End of rationale.*)

16.3.6 MPI Opaque Objects

Unless said otherwise, opaque objects are “the same” in all languages: they carry the same information, and have the same meaning in both languages. The mechanism described in the previous section can be used to pass references to MPI objects from language to language. An object created in one language can be accessed, modified or freed in another language.

We examine below in more detail, issues that arise for each type of MPI object.

Datatypes

Datatypes encode the same information in all languages. E.g., a datatype accessor like `MPI_TYPE_GET_EXTENT` will return the same information in all languages. If a datatype defined in one language is used for a communication call in another language, then the message sent will be identical to the message that would be sent from the first language: the same communication buffer is accessed, and the same representation conversion is performed, if needed. All predefined datatypes can be used in datatype constructors in any language. If a datatype is committed, it can be used for communication in any language.

```

1 MPI_TYPE_CREATE_DARRAY(size, rank, ndims, array_of_gsizes, array_of_distribs,
2 array_of_dargs, array_of_psizes, order, oldtype, newtype)
3
4 IN size size of process group (positive integer)
5 IN rank rank in process group (nonnegative integer)
6 IN ndims number of array dimensions as well as process grid
7 dimensions (positive integer)
8
9 IN array_of_gsizes number of elements of type oldtype in each dimension
10 of global array (array of positive integers)
11
12 IN array_of_distribs distribution of array in each dimension (array of state)
13
14 IN array_of_dargs distribution argument in each dimension (array of positive
15 integers)
16
17 IN order array storage order flag (state)
18
19 IN oldtype old datatype (handle)
20
21 OUT newtype new datatype (handle)

```

```

21 int MPI_Type_create_darray(int size, int rank, int ndims,
22 int array_of_gsizes[], int array_of_distribs[], int
23 array_of_dargs[], int array_of_psizes[], int order,
24 MPI_Datatype oldtype, MPI_Datatype *newtype)

```

```

24 MPI_TYPE_CREATE_DARRAY(SIZE, RANK, NDIMS, ARRAY_OF_GSIZES,
25 ARRAY_OF_DISTRIBS, ARRAY_OF_DARGS, ARRAY_OF_PSIZEs, ORDER,
26 OLDTYPE, NEWTYPE, IERROR)
27
28 INTEGER SIZE, RANK, NDIMS, ARRAY_OF_GSIZES(*), ARRAY_OF_DISTRIBS(*),
29 ARRAY_OF_DARGS(*), ARRAY_OF_PSIZEs(*), ORDER, OLDTYPE, NEWTYPE, IERROR

```

```

30 MPI::Datatype MPI::Datatype::Create_darray(int size, int rank, int ndims,
31 const int array_of_gsizes[], const int array_of_distribs[],
32 const int array_of_dargs[], const int array_of_psize_s[],
33 int order) const

```

`MPI_TYPE_CREATE_DARRAY` can be used to generate the datatypes corresponding to the distribution of an `ndims`-dimensional array of `oldtype` elements onto an `ndims`-dimensional grid of logical processes. Unused dimensions of `array_of_psize_s` should be set to 1. (See Example 4.7, page 93.) For a call to `MPI_TYPE_CREATE_DARRAY` to be correct, the equation $\prod_{i=0}^{ndims-1} array_of_psizes[i] = size$ must be satisfied. The ordering of processes in the process grid is assumed to be row-major, as in the case of virtual Cartesian process topologies.

Advice to users. For both Fortran and C arrays, the ordering of processes in the process grid is assumed to be row-major. This is consistent with the ordering used in virtual Cartesian process topologies in MPI. To create such virtual process topologies, or to find the coordinates of a process in the process grid, etc., users may use the corresponding process topology functions, see Chapter 7 on page 241. (*End of advice to users.*)

Each dimension of the array can be distributed in one of three ways:

- MPI_DISTRIBUTE_BLOCK - Block distribution
- MPI_DISTRIBUTE_CYCLIC - Cyclic distribution
- MPI_DISTRIBUTE_NONE - Dimension not distributed.

The constant MPI_DISTRIBUTE_DFLT_DARG specifies a default distribution argument. The distribution argument for a dimension that is not distributed is ignored. For any dimension i in which the distribution is MPI_DISTRIBUTE_BLOCK, it is erroneous to specify $\text{array_of_dargs}[i] * \text{array_of_psizes}[i] < \text{array_of_gsizes}[i]$.

For example, the HPF layout ARRAY(CYCLIC(15)) corresponds to MPI_DISTRIBUTE_CYCLIC with a distribution argument of 15, and the HPF layout ARRAY(BLOCK) corresponds to MPI_DISTRIBUTE_BLOCK with a distribution argument of MPI_DISTRIBUTE_DFLT_DARG.

The order argument is used as in MPI_TYPE_CREATE_SUBARRAY to specify the storage order. Therefore, arrays described by this type constructor may be stored in Fortran (column-major) or C (row-major) order. Valid values for order are MPI_ORDER_FORTRAN and MPI_ORDER_C.

This routine creates a new MPI datatype with a typemap defined in terms of a function called “cyclic()” (see below).

Without loss of generality, it suffices to define the typemap for the MPI_DISTRIBUTE_CYCLIC case where MPI_DISTRIBUTE_DFLT_DARG is not used.

MPI_DISTRIBUTE_BLOCK and MPI_DISTRIBUTE_NONE can be reduced to the MPI_DISTRIBUTE_CYCLIC case for dimension i as follows.

MPI_DISTRIBUTE_BLOCK with $\text{array_of_dargs}[i]$ equal to MPI_DISTRIBUTE_DFLT_DARG is equivalent to MPI_DISTRIBUTE_CYCLIC with $\text{array_of_dargs}[i]$ set to

$$(\text{array_of_gsizes}[i] + \text{array_of_psizes}[i] - 1) / \text{array_of_psizes}[i].$$

If $\text{array_of_dargs}[i]$ is not MPI_DISTRIBUTE_DFLT_DARG, then MPI_DISTRIBUTE_BLOCK and MPI_DISTRIBUTE_CYCLIC are equivalent.

MPI_DISTRIBUTE_NONE is equivalent to MPI_DISTRIBUTE_CYCLIC with $\text{array_of_dargs}[i]$ set to $\text{array_of_gsizes}[i]$.

Finally, MPI_DISTRIBUTE_CYCLIC with $\text{array_of_dargs}[i]$ equal to MPI_DISTRIBUTE_DFLT_DARG is equivalent to MPI_DISTRIBUTE_CYCLIC with $\text{array_of_dargs}[i]$ set to 1.

For MPI_ORDER_FORTRAN, an ndims-dimensional distributed array (newtype) is defined by the following code fragment:

```
oldtype[0] = oldtype;
for ( i = 0; i < ndims; i++ ) {
    oldtype[i+1] = cyclic(array_of_dargs[i],
                        array_of_gsizes[i],
                        r[i],
                        array_of_psize[i],
                        oldtype[i]);
}
newtype = oldtype[ndims];
```

```
// the MPI_Comm (c_comm) is automatically promoted to MPI::Comm
cpp_lib_call(c_comm);
}
```

The following function allows conversion from C++ objects to C MPI handles. In this case, the casting operator is overloaded to provide the functionality.

```
MPI::<CLASS>::operator MPI_<CLASS>() const
```

Example 16.15 A C library routine is called from a C++ program. The C library routine is prototyped to take an MPI_Comm as an argument.

```
// C function prototype
extern "C" {
    void c_lib_call(MPI_Comm c_comm);
}

void cpp_function()
{
    // Create a C++ communicator, and initialize it with a dup of
    // MPI::COMM_WORLD
    MPI::Intracomm cpp_comm(MPI::COMM_WORLD.Dup());
    c_lib_call(cpp_comm);
}
```

Rationale. Providing conversion from C to C++ via constructors and from C++ to C via casting allows the compiler to make automatic conversions. Calling C from C++ becomes trivial, as does the provision of a C or Fortran interface to a C++ library. (*End of rationale.*)

Advice to users. Note that the casting and promotion operators return new handles by value. Using these new handles as INOUT parameters will affect the internal MPI object, but will *not* affect the original handle from which it was cast. (*End of advice to users.*)

It is important to note that all C++ objects and their corresponding C handles can be used interchangeably by an application. For example, an application can cache an attribute on MPI_COMM_WORLD and later retrieve it from MPI::COMM_WORLD.

16.3.5 Status

The following two procedures are provided in C to convert from a Fortran status (which is an array of integers) to a C status (which is a structure), and vice versa. The conversion occurs on all the information in status, including that which is hidden. That is, no status information is lost in the conversion.

```
int MPI_Status_f2c(MPI_Fint *f_status, MPI_Status *c_status)
```

If f_status is a valid Fortran status, but not the Fortran value of MPI_STATUS_IGNORE or MPI_STATUSES_IGNORE, then MPI_Status_f2c returns in c_status a valid C status with

```

    *f_handle = MPI_Type_c2f(datatype);
    return;
}

```

The same approach can be used for all other MPI functions. The call to `MPI_XXX_f2c` (resp. `MPI_XXX_c2f`) can be omitted when the handle is an OUT (resp. IN) argument, rather than INOUT.

Rationale. The design here provides a convenient solution for the prevalent case, where a C wrapper is used to allow Fortran code to call a C library, or C code to call a Fortran library. The use of C wrappers is much more likely than the use of Fortran wrappers, because it is much more likely that a variable of type `INTEGER` can be passed to C, than a C handle can be passed to Fortran.

Returning the converted value as a function value rather than through the argument list allows the generation of efficient inlined code when these functions are simple (e.g., the identity). The conversion function in the wrapper does not catch an invalid handle argument. Instead, an invalid handle is passed below to the library function, which, presumably, checks its input arguments. (*End of rationale.*)

C and C++ The C++ language interface provides the functions listed below for mixed-language interoperability. The token `<CLASS>` is used below to indicate any valid MPI opaque handle name (e.g., `Group`), except where noted. For the case where the C++ class corresponding to `<CLASS>` has derived classes, functions are also provided for converting between the derived classes and the C `MPI_<CLASS>`.

The following function allows assignment from a C MPI handle to a C++ MPI handle.

```
MPI::<CLASS>& MPI::<CLASS>::operator=(const MPI_<CLASS>& data)
```

The constructor below creates a C++ MPI object from a C MPI handle. This allows the automatic promotion of a C MPI handle to a C++ MPI handle.

```
MPI::<CLASS>::<CLASS>(const MPI_<CLASS>& data)
```

Example 16.14 In order for a C program to use a C++ library, the C++ library must export a C interface that provides appropriate conversions before invoking the underlying C++ library call. This example shows a C interface function that invokes a C++ library call with a C communicator; the communicator is automatically promoted to a C++ handle when the underlying C++ function is invoked.

```
// C++ library function prototype
void cpp_lib_call(MPI::Comm cpp_comm);
```

```
// Exported C function prototype
extern "C" {
    void c_interface(MPI_Comm c_comm);
}
```

```
void c_interface(MPI_Comm c_comm)
{
```

1
2
3
4
5
6
7
8
9
10
11
12
13
14
15
16
17
18
19
20
21
22
23
24
25
26
27
28
29
30
31
32
33
34
35
36
37
38
39
40
41
42
43
44
45
46
47
48

For `MPI_ORDER_C`, the code is:

```

oldtype[0] = oldtype;
for ( i = 0; i < ndims; i++ ) {
    oldtype[i + 1] = cyclic(array_of_dargs[ndims - i - 1],
                           array_of_gsizes[ndims - i - 1],
                           r[ndims - i - 1],
                           array_of_psize[ndims - i - 1],
                           oldtype[i]);
}
newtype = oldtype[ndims];

```

where $r[i]$ is the position of the process (with rank `rank`) in the process grid at dimension i . The values of $r[i]$ are given by the following code fragment:

```

t_rank = rank;
t_size = 1;
for ( i = 0; i < ndims; i++ )
    t_size *= array_of_psize[i];
for ( i = 0; i < ndims; i++ ) {
    t_size = t_size / array_of_psize[i];
    r[i] = t_rank / t_size;
    t_rank = t_rank % t_size;
}

```

Let the typemap of `oldtype` have the form:

```
{(type0, disp0), (type1, disp1), ..., (typen-1, dispn-1)}
```

where $type_i$ is a predefined MPI datatype, and let ex be the extent of `oldtype`.

Given the above, the function `cyclic()` is defined as follows:

```

cyclic(darg, gsize, r, psize, oldtype)
= {(MPI_LB, 0),
   (type0, disp0 + r × darg × ex), ...,
   (typen-1, dispn-1 + r × darg × ex),
   (type0, disp0 + (r × darg + 1) × ex), ...,
   (typen-1, dispn-1 + (r × darg + 1) × ex),
   ...
   (type0, disp0 + ((r + 1) × darg - 1) × ex), ...,
   (typen-1, dispn-1 + ((r + 1) × darg - 1) × ex),
   (type0, disp0 + r × darg × ex + psize × darg × ex), ...,
   (typen-1, dispn-1 + r × darg × ex + psize × darg × ex),
   (type0, disp0 + (r × darg + 1) × ex + psize × darg × ex), ...,
   (typen-1, dispn-1 + (r × darg + 1) × ex + psize × darg × ex),
}

```

1
2
3
4
5
6
7
8
9
10
11
12
13
14
15
16
17
18
19
20
21
22
23
24
25
26
27
28
29
30
31
32
33
34
35
36
37
38
39
40
41
42
43
44
45
46
47
48

```

...
(type0, disp0 + ((r + 1) × darg - 1) × ex + psize × darg × ex), ...,
    (typen-1, dispn-1 + ((r + 1) × darg - 1) × ex + psize × darg × ex),
    :
(type0, disp0 + r × darg × ex + psize × darg × ex × (count - 1)), ...,
    (typen-1, dispn-1 + r × darg × ex + psize × darg × ex × (count - 1)),
(type0, disp0 + (r × darg + 1) × ex + psize × darg × ex × (count - 1)), ...,
    (typen-1, dispn-1 + (r × darg + 1) × ex
        + psize × darg × ex × (count - 1)),
...
(type0, disp0 + (r × darg + darglast - 1) × ex
    + psize × darg × ex × (count - 1)), ...,
    (typen-1, dispn-1 + (r × darg + darglast - 1) × ex
        + psize × darg × ex × (count - 1)),
(MPI_UB, gsize × ex)

```

where *count* is defined by this code fragment:

```

nblocks = (gsize + (darg - 1)) / darg;
count = nblocks / psize;
left_over = nblocks - count * psize;
if (r < left_over)
    count = count + 1;

```

Here, *nblocks* is the number of blocks that must be distributed among the processors. Finally, *darglast* is defined by this code fragment:

```

if ((num_in_last_cyclic = gsize % (psize * darg)) == 0)
    darg_last = darg;
else
    darg_last = num_in_last_cyclic - darg * r;
    if (darg_last > darg)
        darg_last = darg;
    if (darg_last <= 0)
        darg_last = darg;

```

Example 4.7 Consider generating the filetypes corresponding to the HPF distribution:

```

<oldtype> FILEARRAY(100, 200, 300)
!HPF$ PROCESSORS PROCESSES(2, 3)
!HPF$ DISTRIBUTE FILEARRAY(CYCLIC(10), *, BLOCK) ONTO PROCESSES

```

This can be achieved by the following Fortran code, assuming there will be six processes attached to the run:

```

ndims = 3
array_of_gsizes(1) = 100

```

Similar functions are provided for the other types of opaque objects.

```

MPI_Datatype MPI_Type_f2c(MPI_Fint datatype)
MPI_Fint MPI_Type_c2f(MPI_Datatype datatype)
MPI_Group MPI_Group_f2c(MPI_Fint group)
MPI_Fint MPI_Group_c2f(MPI_Group group)
MPI_Request MPI_Request_f2c(MPI_Fint request)
MPI_Fint MPI_Request_c2f(MPI_Request request)
MPI_File MPI_File_f2c(MPI_Fint file)
MPI_Fint MPI_File_c2f(MPI_File file)
MPI_Win MPI_Win_f2c(MPI_Fint win)
MPI_Fint MPI_Win_c2f(MPI_Win win)
MPI_Op MPI_Op_f2c(MPI_Fint op)
MPI_Fint MPI_Op_c2f(MPI_Op op)
MPI_Info MPI_Info_f2c(MPI_Fint info)
MPI_Fint MPI_Info_c2f(MPI_Info info)
MPI_Errhandler MPI_Errhandler_f2c(MPI_Fint errhandler)
MPI_Fint MPI_Errhandler_c2f(MPI_Errhandler errhandler)

```

Example 16.13 The example below illustrates how the Fortran MPI function `MPI_TYPE_COMMIT` can be implemented by wrapping the C MPI function `MPI_Type_commit` with a C wrapper to do handle conversions. In this example a Fortran-C interface is assumed where a Fortran function is all upper case when referred to from C and arguments are passed by addresses.

```

! FORTRAN PROCEDURE
SUBROUTINE MPI_TYPE_COMMIT( DATATYPE, IERR)
INTEGER DATATYPE, IERR
CALL MPI_X_TYPE_COMMIT(DATATYPE, IERR)
RETURN
END

/* C wrapper */

void MPI_X_TYPE_COMMIT( MPI_Fint *f_handle, MPI_Fint *ierr)
{
    MPI_Datatype datatype;

    datatype = MPI_Type_f2c( *f_handle);
    *ierr = (MPI_Fint)MPI_Type_commit( &datatype);
}

```

16.3.3 Initialization

A call to `MPI_INIT` or `MPI_INIT_THREAD`, from any language, initializes MPI for execution in all languages.

Advice to users. Certain implementations use the (inout) `argc`, `argv` arguments of the C/C++ version of `MPI_INIT` in order to propagate values for `argc` and `argv` to all executing processes. Use of the Fortran version of `MPI_INIT` to initialize MPI may result in a loss of this ability. (*End of advice to users.*)

The function `MPI_INITIALIZED` returns the same answer in all languages.

The function `MPI_FINALIZE` finalizes the MPI environments for all languages.

The function `MPI_FINALIZED` returns the same answer in all languages.

The function `MPI_ABORT` kills processes, irrespective of the language used by the caller or by the processes killed.

The MPI environment is initialized in the same manner for all languages by `MPI_INIT`. E.g., `MPI_COMM_WORLD` carries the same information regardless of language: same processes, same environmental attributes, same error handlers.

Information can be added to info objects in one language and retrieved in another.

Advice to users. The use of several languages in one MPI program may require the use of special options at compile and/or link time. (*End of advice to users.*)

Advice to implementors. Implementations may selectively link language specific MPI libraries only to codes that need them, so as not to increase the size of binaries for codes that use only one language. The MPI initialization code need perform initialization for a language only if that language library is loaded. (*End of advice to implementors.*)

16.3.4 Transfer of Handles

Handles are passed between Fortran and C or C++ by using an explicit C wrapper to convert Fortran handles to C handles. There is no direct access to C or C++ handles in Fortran. Handles are passed between C and C++ using overloaded C++ operators called from C++ code. There is no direct access to C++ objects from C.

The type definition `MPI_Fint` is provided in C/C++ for an integer of the size that matches a Fortran `INTEGER`; usually, `MPI_Fint` will be equivalent to `int`.

The following functions are provided in C to convert from a Fortran communicator handle (which is an integer) to a C communicator handle, and vice versa. See also Section 2.6.5 on page 21.

```
MPI_Comm MPI_Comm_f2c(MPI_Fint comm)
```

If `comm` is a valid Fortran handle to a communicator, then `MPI_Comm_f2c` returns a valid C handle to that same communicator; if `comm = MPI_COMM_NULL` (Fortran value), then `MPI_Comm_f2c` returns a null C handle; if `comm` is an invalid Fortran handle, then `MPI_Comm_f2c` returns an invalid C handle.

```
MPI_Fint MPI_Comm_c2f(MPI_Comm comm)
```

The function `MPI_Comm_c2f` translates a C communicator handle into a Fortran handle to the same communicator; it maps a null handle into a null handle and an invalid handle into an invalid handle.

```
1 array_of_distribs(1) = MPI_DISTRIBUTE_CYCLIC
2 array_of_dargs(1) = 10
3 array_of_gsizes(2) = 200
4 array_of_distribs(2) = MPI_DISTRIBUTE_NONE
5 array_of_dargs(2) = 0
6 array_of_gsizes(3) = 300
7 array_of_distribs(3) = MPI_DISTRIBUTE_BLOCK
8 array_of_dargs(3) = MPI_DISTRIBUTE_DFLT_ARG
9 array_of_psize(1) = 2
10 array_of_psize(2) = 1
11 array_of_psize(3) = 3
12 call MPI_COMM_SIZE(MPI_COMM_WORLD, size, ierr)
13 call MPI_COMM_RANK(MPI_COMM_WORLD, rank, ierr)
14 call MPI_TYPE_CREATE_DARRAY(size, rank, ndims, array_of_gsizes, &
15 array_of_distribs, array_of_dargs, array_of_psize, &
16 MPI_ORDER_FORTRAN, oldtype, newtype, ierr)
```

4.1.5 Address and Size Functions

The displacements in a general datatype are relative to some initial buffer address. **Absolute addresses** can be substituted for these displacements: we treat them as displacements relative to “address zero,” the start of the address space. This initial address zero is indicated by the constant `MPI_BOTTOM`. Thus, a datatype can specify the absolute address of the entries in the communication buffer, in which case the `buf` argument is passed the value `MPI_BOTTOM`.

The address of a location in memory can be found by invoking the function `MPI_GET_ADDRESS`.

```
MPI_GET_ADDRESS(location, address)
```

IN	location	location in caller memory (choice)
OUT	address	address of location (integer)

```
int MPI_Get_address(void *location, MPI_Aint *address)
```

```
MPI_GET_ADDRESS(LOCATION, ADDRESS, IERROR)
```

```
<type> LOCATION(*)
INTEGER IERROR
INTEGER(KIND=MPI_ADDRESS_KIND) ADDRESS
```

```
MPI::Aint MPI::Get_address(void* location)
```

This function replaces `MPI_ADDRESS`, whose use is deprecated. See also Chapter 15. Returns the (byte) address of location.

Advice to users. Current Fortran MPI codes will run unmodified, and will port to any system. However, they may fail if addresses larger than $2^{32} - 1$ are used in the program. New codes should be written so that they use the new functions.

This provides compatibility with C/C++ and avoids errors on 64 bit architectures. However, such newly written codes may need to be (slightly) rewritten to port to old Fortran 77 environments that do not support KIND declarations. (*End of advice to users.*)

Example 4.8 Using MPI_GET_ADDRESS for an array.

```
REAL A(100,100)
INTEGER(KIND=MPI_ADDRESS_KIND) I1, I2, DIFF
CALL MPI_GET_ADDRESS(A(1,1), I1, IERROR)
CALL MPI_GET_ADDRESS(A(10,10), I2, IERROR)
DIFF = I2 - I1
! The value of DIFF is 909*sizeofreal; the values of I1 and I2 are
! implementation dependent.
```

Advice to users. C users may be tempted to avoid the usage of MPI_GET_ADDRESS and rely on the availability of the address operator &. Note, however, that & *cast-expression* is a pointer, not an address. ISO C does not require that the value of a pointer (or the pointer cast to int) be the absolute address of the object pointed at — although this is commonly the case. Furthermore, referencing may not have a unique definition on machines with a segmented address space. The use of MPI_GET_ADDRESS to “reference” C variables guarantees portability to such machines as well. (*End of advice to users.*)

Advice to users. To prevent problems with the argument copying and register optimization done by Fortran compilers, please note the hints in subsections “Problems Due to Data Copying and Sequence Association,” and “A Problem with Register Optimization” in Section 16.2.2 on pages 463 and 466. (*End of advice to users.*)

The following auxiliary function provides useful information on derived datatypes.

```
MPI_TYPE_SIZE(datatype, size)
IN      datatype          datatype (handle)
OUT     size              datatype size (integer)

int MPI_Type_size(MPI_Datatype datatype, int *size)

MPI_TYPE_SIZE(DATATYPE, SIZE, IERROR)
INTEGER DATATYPE, SIZE, IERROR

int MPI::Datatype::Get_size() const
```

MPI_TYPE_SIZE returns the total size, in bytes, of the entries in the type signature associated with datatype; i.e., the total size of the data in a message that would be created with this datatype. Entries that occur multiple times in the datatype are counted with their multiplicity.

If processes 0 and 1 are on different machines, this code may not work as expected if the size is different on the two machines. (*End of advice to users.*)

16.3 Language Interoperability

16.3.1 Introduction

It is not uncommon for library developers to use one language to develop an applications library that may be called by an application program written in a different language. MPI currently supports ISO (previously ANSI) C, C++, and Fortran bindings. It should be possible for applications in any of the supported languages to call MPI-related functions in another language.

Moreover, MPI allows the development of client-server code, with MPI communication used between a parallel client and a parallel server. It should be possible to code the server in one language and the clients in another language. To do so, communications should be possible between applications written in different languages.

There are several issues that need to be addressed in order to achieve interoperability.

Initialization We need to specify how the MPI environment is initialized for all languages.

Interlanguage passing of MPI opaque objects We need to specify how MPI object handles are passed between languages. We also need to specify what happens when an MPI object is accessed in one language, to retrieve information (e.g., attributes) set in another language.

Interlanguage communication We need to specify how messages sent in one language can be received in another language.

It is highly desirable that the solution for interlanguage interoperability be extendable to new languages, should MPI bindings be defined for such languages.

16.3.2 Assumptions

We assume that conventions exist for programs written in one language to call routines written in another language. These conventions specify how to link routines in different languages into one program, how to call functions in a different language, how to pass arguments between languages, and the correspondence between basic data types in different languages. In general, these conventions will be implementation dependent. Furthermore, not every basic datatype may have a matching type in other languages. For example, C/C++ character strings may not be compatible with Fortran CHARACTER variables. However, we assume that a Fortran INTEGER, as well as a (sequence associated) Fortran array of INTEGERS, can be passed to a C or C++ program. We also assume that Fortran, C, and C++ have address-sized integers. This does not mean that the default-size integers are the same size as default-sized pointers, but only that there is some way to hold (and pass) a C address in a Fortran integer. It is also assumed that INTEGER(KIND=MPI_OFFSET_KIND) can be passed from Fortran to C as MPI_Offset.


```

call MPI_SIZEOF(x, size, ierror)
call MPI_TYPE_MATCH_SIZE(MPI_TYPECLASS_REAL, size, xtype, ierror)
if (myrank .eq. 0) then
  ... initialize x ...
  call MPI_SEND(x, xtype, 100, 1, ...)
else if (myrank .eq. 1) then
  call MPI_RECV(x, xtype, 100, 0, ...)
endif

```

This may not work in a heterogeneous environment if the value of `size` is not the same on process 1 and process 0. There should be no problem in a homogeneous environment. To communicate in a heterogeneous environment, there are at least four options. The first is to declare variables of default type and use the MPI datatypes for these types, e.g., declare a variable of type `REAL` and use `MPI_REAL`. The second is to use `selected_real_kind` or `selected_int_kind` and with the functions of the previous section. The third is to declare a variable that is known to be the same size on all architectures (e.g., `selected_real_kind(12)` on almost all compilers will result in an 8-byte representation). The fourth is to carefully check representation size before communication. This may require explicit conversion to a variable of size that can be communicated and handshaking between sender and receiver to agree on a size.

Note finally that using the “external32” representation for I/O requires explicit attention to the representation sizes. Consider the following code:

```

real(selected_real_kind(5)) x(100)
call MPI_SIZEOF(x, size, ierror)
call MPI_TYPE_MATCH_SIZE(MPI_TYPECLASS_REAL, size, xtype, ierror)

if (myrank .eq. 0) then
  call MPI_FILE_OPEN(MPI_COMM_SELF, 'foo', &
                    MPI_MODE_CREATE+MPI_MODE_WRONLY, &
                    MPI_INFO_NULL, fh, ierror)
  call MPI_FILE_SET_VIEW(fh, 0, xtype, xtype, 'external32', &
                        MPI_INFO_NULL, ierror)
  call MPI_FILE_WRITE(fh, x, 100, xtype, status, ierror)
  call MPI_FILE_CLOSE(fh, ierror)
endif

call MPI_BARRIER(MPI_COMM_WORLD, ierror)

if (myrank .eq. 1) then
  call MPI_FILE_OPEN(MPI_COMM_SELF, 'foo', MPI_MODE_RDONLY, &
                    MPI_INFO_NULL, fh, ierror)
  call MPI_FILE_SET_VIEW(fh, 0, xtype, xtype, 'external32', &
                        MPI_INFO_NULL, ierror)
  call MPI_FILE_WRITE(fh, x, 100, xtype, status, ierror)
  call MPI_FILE_CLOSE(fh, ierror)
endif

```

4.1.6 Lower-Bound and Upper-Bound Markers

It is often convenient to define explicitly the lower bound and upper bound of a type map, and override the definition given on page 96. This allows one to define a datatype that has “holes” at its beginning or its end, or a datatype with entries that extend above the upper bound or below the lower bound. Examples of such usage are provided in Section 4.1.14. Also, the user may want to override the alignment rules that are used to compute upper bounds and extents. E.g., a C compiler may allow the user to override default alignment rules for some of the structures within a program. The user has to specify explicitly the bounds of the datatypes that match these structures.

To achieve this, we add two additional “pseudo-datatypes,” `MPI_LB` and `MPI_UB`, that can be used, respectively, to mark the lower bound or the upper bound of a datatype. These pseudo-datatypes occupy no space ($extent(MPI_LB) = extent(MPI_UB) = 0$). They do not affect the size or count of a datatype, and do not affect the content of a message created with this datatype. However, they do affect the definition of the extent of a datatype and, therefore, affect the outcome of a replication of this datatype by a datatype constructor.

Example 4.9 Let $D = (-3, 0, 6)$; $T = (MPI_LB, MPI_INT, MPI_UB)$, and $B = (1, 1, 1)$. Then a call to `MPI_TYPE_STRUCT(3, B, D, T, type1)` creates a new datatype that has an extent of 9 (from -3 to 5, 5 included), and contains an integer at displacement 0. This is the datatype defined by the sequence $\{(lb, -3), (int, 0), (ub, 6)\}$. If this type is replicated twice by a call to `MPI_TYPE_CONTIGUOUS(2, type1, type2)` then the newly created type can be described by the sequence $\{(lb, -3), (int, 0), (int, 9), (ub, 15)\}$. (An entry of type `ub` can be deleted if there is another entry of type `ub` with a higher displacement; an entry of type `lb` can be deleted if there is another entry of type `lb` with a lower displacement.)

In general, if

$$Typemap = \{(type_0, disp_0), \dots, (type_{n-1}, disp_{n-1})\},$$

then the **lower bound** of $Typemap$ is defined to be

$$lb(Typemap) = \begin{cases} \min_j disp_j & \text{if no entry has basic type lb} \\ \min_j \{disp_j \text{ such that } type_j = lb\} & \text{otherwise} \end{cases}$$

Similarly, the **upper bound** of $Typemap$ is defined to be

$$ub(Typemap) = \begin{cases} \max_j disp_j + sizeof(type_j) + \epsilon & \text{if no entry has basic type ub} \\ \max_j \{disp_j \text{ such that } type_j = ub\} & \text{otherwise} \end{cases}$$

Then

$$extent(Typemap) = ub(Typemap) - lb(Typemap)$$

If $type_i$ requires alignment to a byte address that is a multiple of k_i , then ϵ is the least nonnegative increment needed to round $extent(Typemap)$ to the next multiple of $\max_i k_i$.

The formal definitions given for the various datatype constructors apply now, with the amended definition of **extent**.

4.1.7 Extent and Bounds of Datatypes

The following function replaces the three functions `MPI_TYPE_UB`, `MPI_TYPE_LB` and `MPI_TYPE_EXTENT`. It also returns address sized integers, in the Fortran binding. The use of `MPI_TYPE_UB`, `MPI_TYPE_LB` and `MPI_TYPE_EXTENT` is deprecated.

```
MPI_TYPE_GET_EXTENT(datatype, lb, extent)
```

```
IN    datatype      datatype to get information on (handle)
OUT   lb            lower bound of datatype (integer)
OUT   extent        extent of datatype (integer)
```

```
int MPI_Type_get_extent(MPI_Datatype datatype, MPI_Aint *lb,
                       MPI_Aint *extent)
```

```
MPI_TYPE_GET_EXTENT(DATATYPE, LB, EXTENT, IERROR)
INTEGER DATATYPE, IERROR
INTEGER(KIND = MPI_ADDRESS_KIND) LB, EXTENT
```

```
void MPI::Datatype::Get_extent(MPI::Aint& lb, MPI::Aint& extent) const
```

Returns the lower bound and the extent of datatype (as defined in Section 4.1.6 on page 96).

MPI allows one to change the extent of a datatype, using lower bound and upper bound markers (`MPI_LB` and `MPI_UB`). This is useful, as it allows to control the stride of successive datatypes that are replicated by datatype constructors, or are replicated by the `count` argument in a send or receive call. However, the current mechanism for achieving it is painful; also it is restrictive. `MPI_LB` and `MPI_UB` are “sticky”: once present in a datatype, they cannot be overridden (e.g., the upper bound can be moved up, by adding a new `MPI_UB` marker, but cannot be moved down below an existing `MPI_UB` marker). A new type constructor is provided to facilitate these changes. The use of `MPI_LB` and `MPI_UB` is deprecated.

```
MPI_TYPE_CREATE_RESIZED(oldtype, lb, extent, newtype)
```

```
IN    oldtype      input datatype (handle)
IN    lb           new lower bound of datatype (integer)
IN    extent       new extent of datatype (integer)
OUT   newtype      output datatype (handle)
```

```
int MPI_Type_create_resized(MPI_Datatype oldtype, MPI_Aint lb, MPI_Aint
                           extent, MPI_Datatype *newtype)
```

```
MPI_TYPE_CREATE_RESIZED(OLDTYPE, LB, EXTENT, NEWTYPE, IERROR)
INTEGER OLDTYPE, NEWTYPE, IERROR
INTEGER(KIND=MPI_ADDRESS_KIND) LB, EXTENT
```

```
MPI::Datatype MPI::Datatype::Create_resized(const MPI::Aint lb,
                                             const MPI::Aint extent) const
```

```
static MPI::Datatype MPI::Datatype::Match_size(int typeclass, int size)
```

`typeclass` is one of `MPI_TYPECLASS_REAL`, `MPI_TYPECLASS_INTEGER` and `MPI_TYPECLASS_COMPLEX`, corresponding to the desired `typeclass`. The function returns an MPI datatype matching a local variable of type (`typeclass`, `size`).

This function returns a reference (handle) to one of the predefined named datatypes, not a duplicate. This type cannot be freed. `MPI_TYPE_MATCH_SIZE` can be used to obtain a size-specific type that matches a Fortran numeric intrinsic type by first calling `MPI_SIZEOF` in order to compute the variable size, and then calling `MPI_TYPE_MATCH_SIZE` to find a suitable datatype. In C and C++, one can use the C function `sizeof()`, instead of `MPI_SIZEOF`. In addition, for variables of default kind the variable’s size can be computed by a call to `MPI_TYPE_GET_EXTENT`, if the `typeclass` is known. It is erroneous to specify a size not supported by the compiler.

Rationale. This is a convenience function. Without it, it can be tedious to find the correct named type. See note to implementors below. (*End of rationale.*)

Advice to implementors. This function could be implemented as a series of tests.

```
int MPI_Type_match_size(int typeclass, int size, MPI_Datatype *rtype)
{
    switch(typeclass) {
        case MPI_TYPECLASS_REAL: switch(size) {
            case 4: *rtype = MPI_REAL4; return MPI_SUCCESS;
            case 8: *rtype = MPI_REAL8; return MPI_SUCCESS;
            default: error(...);
        }
        case MPI_TYPECLASS_INTEGER: switch(size) {
            case 4: *rtype = MPI_INTEGER4; return MPI_SUCCESS;
            case 8: *rtype = MPI_INTEGER8; return MPI_SUCCESS;
            default: error(...);
        }
        ... etc. ...
    }
}
```

(*End of advice to implementors.*)

Communication With Size-specific Types

The usual type matching rules apply to size-specific datatypes: a value sent with datatype `MPI_<TYPE>n` can be received with this same datatype on another process. Most modern computers use 2’s complement for integers and IEEE format for floating point. Thus, communication using these size-specific datatypes will not entail loss of precision or truncation errors.

Advice to users. Care is required when communicating in a heterogeneous environment. Consider the following code:

```
real(selected_real_kind(5)) x(100)
```

```

MPI_REAL8
MPI_REAL16
MPI_COMPLEX8
MPI_COMPLEX16
MPI_COMPLEX32
MPI_INTEGER1
MPI_INTEGER2
MPI_INTEGER4
MPI_INTEGER8
MPI_INTEGER16

```

One datatype is required for each representation supported by the compiler. To be backward compatible with the interpretation of these types in MPI-1, we assume that the nonstandard declarations `REAL*n`, `INTEGER*n`, always create a variable whose representation is of size `n`. All these datatypes are predefined.

The following functions allow a user to obtain a size-specific MPI datatype for any intrinsic Fortran type.

```

MPI_SIZEOF(x, size)
    IN      x                a Fortran variable of numeric intrinsic type (choice)
    OUT     size             size of machine representation of that type (integer)

MPI_SIZEOF(X, SIZE, IERROR)
    <type> X
    INTEGER SIZE, IERROR

```

This function returns the size in bytes of the machine representation of the given variable. It is a generic Fortran routine and has a Fortran binding only.

Advice to users. This function is similar to the C and C++ `sizeof` operator but behaves slightly differently. If given an array argument, it returns the size of the base element, not the size of the whole array. (*End of advice to users.*)

Rationale. This function is not available in other languages because it would not be useful. (*End of rationale.*)

```

MPI_TYPE_MATCH_SIZE(typeclass, size, type)
    IN      typeclass       generic type specifier (integer)
    IN      size            size, in bytes, of representation (integer)
    OUT     type            datatype with correct type, size (handle)

int MPI_Type_match_size(int typeclass, int size, MPI_Datatype *type)
MPI_TYPE_MATCH_SIZE(TYPECLASS, SIZE, TYPE, IERROR)
    INTEGER TYPECLASS, SIZE, TYPE, IERROR

```

Returns in `newtype` a handle to a new datatype that is identical to `oldtype`, except that the lower bound of this new datatype is set to be `lb`, and its upper bound is set to be `lb + extent`. Any previous `lb` and `ub` markers are erased, and a new pair of lower bound and upper bound markers are put in the positions indicated by the `lb` and `extent` arguments. This affects the behavior of the datatype when used in communication operations, with `count > 1`, and when used in the construction of new derived datatypes.

Advice to users. It is strongly recommended that users use these two new functions, rather than the old MPI-1 functions to set and access lower bound, upper bound and extent of datatypes. (*End of advice to users.*)

4.1.8 True Extent of Datatypes

Suppose we implement gather (see also Section 5.5 on page 137) as a spanning tree implemented on top of point-to-point routines. Since the receive buffer is only valid on the root process, one will need to allocate some temporary space for receiving data on intermediate nodes. However, the datatype extent cannot be used as an estimate of the amount of space that needs to be allocated, if the user has modified the extent using the `MPI_UB` and `MPI_LB` values. A function is provided which returns the true extent of the datatype.

```

MPI_TYPE_GET_TRUE_EXTENT(datatype, true_lb, true_extent)
    IN      datatype        datatype to get information on (handle)
    OUT     true_lb         true lower bound of datatype (integer)
    OUT     true_extent     true size of datatype (integer)

```

```

int MPI_Type_get_true_extent(MPI_Datatype datatype, MPI_Aint *true_lb,
                             MPI_Aint *true_extent)

```

```

MPI_TYPE_GET_TRUE_EXTENT(DATATYPE, TRUE_LB, TRUE_EXTENT, IERROR)
    INTEGER DATATYPE, IERROR
    INTEGER(KIND = MPI_ADDRESS_KIND) TRUE_LB, TRUE_EXTENT

```

```

void MPI::Datatype::Get_true_extent(MPI::Aint& true_lb,
                                     MPI::Aint& true_extent) const

```

`true_lb` returns the offset of the lowest unit of store which is addressed by the datatype, i.e., the lower bound of the corresponding typemap, ignoring `MPI_LB` markers. `true_extent` returns the true size of the datatype, i.e., the extent of the corresponding typemap, ignoring `MPI_LB` and `MPI_UB` markers, and performing no rounding for alignment. If the typemap associated with `datatype` is

$$Typemap = \{(type_0, disp_0), \dots, (type_{n-1}, disp_{n-1})\}$$

Then

$$true_lb(Typemap) = \min_j \{disp_j : type_j \neq lb, ub\},$$

$$true_ub(Typemap) = \max_j \{disp_j + sizeof(type_j) : type_j \neq lb, ub\},$$

and

```
true_extent(Typemap) = true_ub(Typemap) - true_lb(typemap).
```

(Readers should compare this with the definitions in Section 4.1.6 on page 96 and Section 4.1.7 on page 97, which describe the function MPI_TYPE_GET_EXTENT.)

The `true_extent` is the minimum number of bytes of memory necessary to hold a datatype, uncompressed.

4.1.9 Commit and Free

A datatype object has to be **committed** before it can be used in a communication. As an argument in datatype constructors, uncommitted and also committed datatypes can be used. There is no need to commit basic datatypes. They are “pre-committed.”

```
MPI_TYPE_COMMIT(datatype)
```

```
INOUT datatype          datatype that is committed (handle)
```

```
int MPI_Type_commit(MPI_Datatype *datatype)
```

```
MPI_TYPE_COMMIT(DATATYPE, IERROR)
```

```
INTEGER DATATYPE, IERROR
```

```
void MPI::Datatype::Commit()
```

The commit operation commits the datatype, that is, the formal description of a communication buffer, not the content of that buffer. Thus, after a datatype has been committed, it can be repeatedly reused to communicate the changing content of a buffer or, indeed, the content of different buffers, with different starting addresses.

Advice to implementors. The system may “compile” at commit time an internal representation for the datatype that facilitates communication, e.g. change from a compacted representation to a flat representation of the datatype, and select the most convenient transfer mechanism. (*End of advice to implementors.*)

MPI_TYPE_COMMIT will accept a committed datatype; in this case, it is equivalent to a no-op.

Example 4.10 The following code fragment gives examples of using MPI_TYPE_COMMIT.

```
INTEGER type1, type2
CALL MPI_TYPE_CONTIGUOUS(5, MPI_REAL, type1, ierr)
      ! new type object created
CALL MPI_TYPE_COMMIT(type1, ierr)
      ! now type1 can be used for communication
type2 = type1
      ! type2 can be used for communication
      ! (it is a handle to same object as type1)
CALL MPI_TYPE_VECTOR(3, 5, 4, MPI_REAL, type1, ierr)
      ! new uncommitted type object created
```

We now specify how the datatypes described in this section behave when used with the “external32” external data representation described in Section 13.5.2 on page 414.

The external32 representation specifies data formats for integer and floating point values. Integer values are represented in two’s complement big-endian format. Floating point values are represented by one of three IEEE formats. These are the IEEE “Single,” “Double” and “Double Extended” formats, requiring 4, 8 and 16 bytes of storage, respectively. For the IEEE “Double Extended” formats, MPI specifies a Format Width of 16 bytes, with 15 exponent bits, bias = +10383, 112 fraction bits, and an encoding analogous to the “Double” format.

The external32 representations of the datatypes returned by MPI_TYPE_CREATE_F90_REAL/COMPLEX/INTEGER are given by the following rules.

For MPI_TYPE_CREATE_F90_REAL:

```
if      (p > 33) or (r > 4931) then external32 representation
                                     is undefined
else if (p > 15) or (r > 307) then external32_size = 16
else if (p > 6) or (r > 37) then external32_size = 8
else                                     external32_size = 4
```

For MPI_TYPE_CREATE_F90_COMPLEX: twice the size as for MPI_TYPE_CREATE_F90_REAL.

For MPI_TYPE_CREATE_F90_INTEGER:

```
if      (r > 38) then external32 representation is undefined
else if (r > 18) then external32_size = 16
else if (r > 9) then external32_size = 8
else if (r > 4) then external32_size = 4
else if (r > 2) then external32_size = 2
else                                     external32_size = 1
```

If the external32 representation of a datatype is undefined, the result of using the datatype directly or indirectly (i.e., as part of another datatype or through a duplicated datatype) in operations that require the external32 representation is undefined. These operations include MPI_PACK_EXTERNAL, MPI_UNPACK_EXTERNAL and many MPI_FILE functions, when the “external32” data representation is used. The ranges for which the external32 representation is undefined are reserved for future standardization.

Support for Size-specific MPI Datatypes

MPI provides named datatypes corresponding to optional Fortran 77 numeric types that contain explicit byte lengths — MPI_REAL4, MPI_INTEGER8, etc. This section describes a mechanism that generalizes this model to support all Fortran numeric intrinsic types.

We assume that for each **typeclass** (integer, real, complex) and each word size there is a unique machine representation. For every pair (**typeclass**, **n**) supported by a compiler, MPI must provide a named size-specific datatype. The name of this datatype is of the form MPI_<TYPE>n in C and Fortran and of the form MPI::<TYPE>n in C++ where <TYPE> is one of REAL, INTEGER and COMPLEX, and **n** is the length in bytes of the machine representation. This datatype locally matches all variables of type (**typeclass**, **n**). The list of names for such types includes:

```
MPI_REAL4
```

```

integer      longtype, quadtype
integer, parameter :: long = selected_int_kind(15)
integer(long) ii(10)
real(selected_real_kind(30)) x(10)
call MPI_TYPE_CREATE_F90_INTEGER(15, longtype, ierror)
call MPI_TYPE_CREATE_F90_REAL(30, MPI_UNDEFINED, quadtype, ierror)
...

call MPI_SEND(ii, 10, longtype, ...)
call MPI_SEND(x, 10, quadtype, ...)

```

Advice to users. The datatypes returned by the above functions are predefined datatypes. They cannot be freed; they do not need to be committed; they can be used with predefined reduction operations. There are two situations in which they behave differently syntactically, but not semantically, from the MPI named predefined datatypes.

1. `MPI_TYPE_GET_ENVELOPE` returns special combiners that allow a program to retrieve the values of `p` and `r`.
2. Because the datatypes are not named, they cannot be used as compile-time initializers or otherwise accessed before a call to one of the `MPI_TYPE_CREATE_F90_` routines.

If a variable was declared specifying a non-default `KIND` value that was not obtained with `selected_real_kind()` or `selected_int_kind()`, the only way to obtain a matching MPI datatype is to use the size-based mechanism described in the next section.

(End of advice to users.)

Advice to implementors. An application may often repeat a call to `MPI_TYPE_CREATE_F90_XXXX` with the same combination of $(XXXX,p,r)$. The application is not allowed to free the returned predefined, unnamed datatype handles. To prevent the creation of a potentially huge amount of handles, a high quality MPI implementation should return the same datatype handle for the same $(REAL/COMPLEX/INTEGER,p,r)$ combination. Checking for the combination (p,r) in the preceding call to `MPI_TYPE_CREATE_F90_XXXX` and using a hash-table to find formerly generated handles should limit the overhead of finding a previously generated datatype with same combination of $(XXXX,p,r)$. *(End of advice to implementors.)*

Rationale. The `MPI_TYPE_CREATE_F90_REAL/COMPLEX/INTEGER` interface needs as input the original range and precision values to be able to define useful and compiler-independent external (Section 13.5.2 on page 414) or user-defined (Section 13.5.3 on page 415) data representations, and in order to be able to perform automatic and efficient data conversions in a heterogeneous environment. *(End of rationale.)*

```

1 CALL MPI_TYPE_COMMIT(type1, ierr)
2     ! now type1 can be used anew for communication
3
4
5
6
7
8
9
10
11
12
13
14
15
16
17
18
19
20
21
22
23
24
25
26
27
28
29
30
31
32
33
34
35
36
37
38
39
40
41
42
43
44
45
46
47
48

```

```

MPI_TYPE_FREE(datatype)
    INOUT  datatype          datatype that is freed (handle)

```

```
int MPI_Type_free(MPI_Datatype *datatype)
```

```

MPI_TYPE_FREE(DATATYPE, IERROR)
    INTEGER DATATYPE, IERROR

```

```
void MPI::Datatype::Free()
```

Marks the datatype object associated with `datatype` for deallocation and sets `datatype` to `MPI_DATATYPE_NULL`. Any communication that is currently using this datatype will complete normally. Freeing a datatype does not affect any other datatype that was built from the freed datatype. The system behaves as if input datatype arguments to derived datatype constructors are passed by value.

Advice to implementors. The implementation may keep a reference count of active communications that use the datatype, in order to decide when to free it. Also, one may implement constructors of derived datatypes so that they keep pointers to their datatype arguments, rather than copying them. In this case, one needs to keep track of active datatype definition references in order to know when a datatype object can be freed. *(End of advice to implementors.)*

4.1.10 Duplicating a Datatype

```

MPI_TYPE_DUP(type, newtype)
    IN      type          datatype (handle)
    OUT    newtype       copy of type (handle)

```

```
int MPI_Type_dup(MPI_Datatype type, MPI_Datatype *newtype)
```

```

MPI_TYPE_DUP(TYPE, NEWTYPE, IERROR)
    INTEGER TYPE, NEWTYPE, IERROR

```

```
MPI::Datatype MPI::Datatype::Dup() const
```

`MPI_TYPE_DUP` is a type constructor which duplicates the existing type with associated key values. For each key value, the respective copy callback function determines the attribute value associated with this key in the new communicator; one particular action that a copy callback may take is to delete the attribute from the new datatype. Returns in `newtype` a new datatype with exactly the same properties as `type` and any copied cached information, see Section 6.7.4 on page 230. The new datatype has identical upper bound and lower bound and yields the same net result when fully decoded

with the functions in Section 4.1.13. The `newtype` has the same committed state as the old type.

4.1.11 Use of General Datatypes in Communication

Handles to derived datatypes can be passed to a communication call wherever a datatype argument is required. A call of the form `MPI_SEND(buf, count, datatype, ...)`, where `count > 1`, is interpreted as if the call was passed a new datatype which is the concatenation of `count` copies of `datatype`. Thus, `MPI_SEND(buf, count, datatype, dest, tag, comm)` is equivalent to,

```
MPI_TYPE_CONTIGUOUS(count, datatype, newtype)
MPI_TYPE_COMMIT(newtype)
MPI_SEND(buf, 1, newtype, dest, tag, comm).
```

Similar statements apply to all other communication functions that have a `count` and `datatype` argument.

Suppose that a send operation `MPI_SEND(buf, count, datatype, dest, tag, comm)` is executed, where `datatype` has type map,

$$\{(type_0, disp_0), \dots, (type_{n-1}, disp_{n-1})\},$$

and extent `extent`. (Empty entries of “pseudo-type” `MPI_UB` and `MPI_LB` are not listed in the type map, but they affect the value of `extent`.) The send operation sends $n \cdot \text{count}$ entries, where entry $i \cdot n + j$ is at location $addr_{i,j} = \text{buf} + \text{extent} \cdot i + disp_j$ and has type `type_j`, for $i = 0, \dots, \text{count} - 1$ and $j = 0, \dots, n - 1$. These entries need not be contiguous, nor distinct; their order can be arbitrary.

The variable stored at address $addr_{i,j}$ in the calling program should be of a type that matches `type_j`, where type matching is defined as in Section 3.3.1. The message sent contains $n \cdot \text{count}$ entries, where entry $i \cdot n + j$ has type `type_j`.

Similarly, suppose that a receive operation `MPI_RECV(buf, count, datatype, source, tag, comm, status)` is executed, where `datatype` has type map,

$$\{(type_0, disp_0), \dots, (type_{n-1}, disp_{n-1})\},$$

with extent `extent`. (Again, empty entries of “pseudo-type” `MPI_UB` and `MPI_LB` are not listed in the type map, but they affect the value of `extent`.) This receive operation receives $n \cdot \text{count}$ entries, where entry $i \cdot n + j$ is at location $\text{buf} + \text{extent} \cdot i + disp_j$ and has type `type_j`. If the incoming message consists of k elements, then we must have $k \leq n \cdot \text{count}$; the $i \cdot n + j$ -th element of the message should have a type that matches `type_j`.

Type matching is defined according to the type signature of the corresponding datatypes, that is, the sequence of basic type components. Type matching does not depend on some aspects of the datatype definition, such as the displacements (layout in memory) or the intermediate types used.

Example 4.11 This example shows that type matching is defined in terms of the basic types that a derived type consists of.

```
...
CALL MPI_TYPE_CONTIGUOUS( 2, MPI_REAL, type2, ... )
CALL MPI_TYPE_CONTIGUOUS( 4, MPI_REAL, type4, ... )
```

(but not both). Analogously, either `p` or `r` may be set to `MPI_UNDEFINED`. In communication, an MPI datatype `A` returned by `MPI_TYPE_CREATE_F90_REAL` matches a datatype `B` if and only if `B` was returned by `MPI_TYPE_CREATE_F90_REAL` called with the same values for `p` and `r` or `B` is a duplicate of such a datatype. Restrictions on using the returned datatype with the “external32” data representation are given on page 474.

It is erroneous to supply values for `p` and `r` not supported by the compiler.

```
MPI_TYPE_CREATE_F90_COMPLEX(p, r, newtype)
```

IN	<code>p</code>	precision, in decimal digits (integer)
IN	<code>r</code>	decimal exponent range (integer)
OUT	<code>newtype</code>	the requested MPI datatype (handle)

```
int MPI_Type_create_f90_complex(int p, int r, MPI_Datatype *newtype)
```

```
MPI_TYPE_CREATE_F90_COMPLEX(P, R, NEWTYPE, IERROR)
INTEGER P, R, NEWTYPE, IERROR
```

```
static MPI::Datatype MPI::Datatype::Create_f90_complex(int p, int r)
```

This function returns a predefined MPI datatype that matches a `COMPLEX` variable of `KIND selected_real_kind(p, r)`. Either `p` or `r` may be omitted from calls to `selected_real_kind(p, r)` (but not both). Analogously, either `p` or `r` may be set to `MPI_UNDEFINED`. Matching rules for datatypes created by this function are analogous to the matching rules for datatypes created by `MPI_TYPE_CREATE_F90_REAL`. Restrictions on using the returned datatype with the “external32” data representation are given on page 474.

It is erroneous to supply values for `p` and `r` not supported by the compiler.

```
MPI_TYPE_CREATE_F90_INTEGER(r, newtype)
```

IN	<code>r</code>	decimal exponent range, i.e., number of decimal digits (integer)
OUT	<code>newtype</code>	the requested MPI datatype (handle)

```
int MPI_Type_create_f90_integer(int r, MPI_Datatype *newtype)
```

```
MPI_TYPE_CREATE_F90_INTEGER(R, NEWTYPE, IERROR)
INTEGER R, NEWTYPE, IERROR
```

```
static MPI::Datatype MPI::Datatype::Create_f90_integer(int r)
```

This function returns a predefined MPI datatype that matches a `INTEGER` variable of `KIND selected_int_kind(r)`. Matching rules for datatypes created by this function are analogous to the matching rules for datatypes created by `MPI_TYPE_CREATE_F90_REAL`. Restrictions on using the returned datatype with the “external32” data representation are given on page 474.

It is erroneous to supply a value for `r` that is not supported by the compiler.

Example:

Parameterized Datatypes with Specified Precision and Exponent Range

MPI provides named datatypes corresponding to standard Fortran 77 numeric types — MPI_INTEGER, MPI_COMPLEX, MPI_REAL, MPI_DOUBLE_PRECISION and MPI_DOUBLE_COMPLEX. MPI automatically selects the correct data size and provides representation conversion in heterogeneous environments. The mechanism described in this section extends this model to support portable parameterized numeric types.

The model for supporting portable parameterized types is as follows. Real variables are declared (perhaps indirectly) using `selected_real_kind(p, r)` to determine the KIND parameter, where `p` is decimal digits of precision and `r` is an exponent range. Implicitly MPI maintains a two-dimensional array of predefined MPI datatypes `D(p, r)`. `D(p, r)` is defined for each value of `(p, r)` supported by the compiler, including pairs for which one value is unspecified. Attempting to access an element of the array with an index `(p, r)` not supported by the compiler is erroneous. MPI implicitly maintains a similar array of COMPLEX datatypes. For integers, there is a similar implicit array related to `selected_int_kind` and indexed by the requested number of digits `r`. Note that the predefined datatypes contained in these implicit arrays are not the same as the named MPI datatypes MPI_REAL, etc., but a new set.

Advice to implementors. The above description is for explanatory purposes only. It is not expected that implementations will have such internal arrays. (*End of advice to implementors.*)

Advice to users. `selected_real_kind()` maps a large number of `(p,r)` pairs to a much smaller number of KIND parameters supported by the compiler. KIND parameters are not specified by the language and are not portable. From the language point of view intrinsic types of the same base type and KIND parameter are of the same type. In order to allow interoperability in a heterogeneous environment, MPI is more stringent. The corresponding MPI datatypes match if and only if they have the same `(p,r)` value (REAL and COMPLEX) or `r` value (INTEGER). Thus MPI has many more datatypes than there are fundamental language types. (*End of advice to users.*)

```
MPI_TYPE_CREATE_F90_REAL(p, r, newtype)
```

```
IN      p          precision, in decimal digits (integer)
IN      r          decimal exponent range (integer)
OUT     newtype    the requested MPI datatype (handle)
```

```
int MPI_Type_create_f90_real(int p, int r, MPI_Datatype *newtype)
```

```
MPI_TYPE_CREATE_F90_REAL(P, R, NEWTYPE, IERROR)
    INTEGER P, R, NEWTYPE, IERROR
```

```
static MPI::Datatype MPI::Datatype::Create_f90_real(int p, int r)
```

This function returns a predefined MPI datatype that matches a REAL variable of KIND `selected_real_kind(p, r)`. In the model described above it returns a handle for the element `D(p, r)`. Either `p` or `r` may be omitted from calls to `selected_real_kind(p, r)`

```
1 CALL MPI_TYPE_CONTIGUOUS( 2, type2, type22, ...)
2 ...
3 CALL MPI_SEND( a, 4, MPI_REAL, ...)
4 CALL MPI_SEND( a, 2, type2, ...)
5 CALL MPI_SEND( a, 1, type22, ...)
6 CALL MPI_SEND( a, 1, type4, ...)
7 ...
8 CALL MPI_RECV( a, 4, MPI_REAL, ...)
9 CALL MPI_RECV( a, 2, type2, ...)
10 CALL MPI_RECV( a, 1, type22, ...)
11 CALL MPI_RECV( a, 1, type4, ...)
```

Each of the sends matches any of the receives.

A datatype may specify overlapping entries. The use of such a datatype in a receive operation is erroneous. (This is erroneous even if the actual message received is short enough not to write any entry more than once.)

Suppose that `MPI_RECV(buf, count, datatype, dest, tag, comm, status)` is executed, where `datatype` has type map,

$$\{(type_0, disp_0), \dots, (type_{n-1}, disp_{n-1})\}.$$

The received message need not fill all the receive buffer, nor does it need to fill a number of locations which is a multiple of n . Any number, k , of basic elements can be received, where $0 \leq k \leq count \cdot n$. The number of basic elements received can be retrieved from `status` using the query function `MPI_GET_ELEMENTS`.

```
MPI_GET_ELEMENTS( status, datatype, count)
```

IN	status	return status of receive operation (Status)
IN	datatype	datatype used by receive operation (handle)
OUT	count	number of received basic elements (integer)

```
int MPI_Get_elements(MPI_Status *status, MPI_Datatype datatype, int *count)
```

```
MPI_GET_ELEMENTS(STATUS, DATATYPE, COUNT, IERROR)
    INTEGER STATUS(MPI_STATUS_SIZE), DATATYPE, COUNT, IERROR
```

```
int MPI::Status::Get_elements(const MPI::Datatype& datatype) const
```

The previously defined function, `MPI_GET_COUNT` (Section 3.2.5), has a different behavior. It returns the number of “top-level entries” received, i.e. the number of “copies” of type `datatype`. In the previous example, `MPI_GET_COUNT` may return any integer value k , where $0 \leq k \leq count$. If `MPI_GET_COUNT` returns k , then the number of basic elements received (and the value returned by `MPI_GET_ELEMENTS`) is $n \cdot k$. If the number of basic elements received is not a multiple of n , that is, if the receive operation has not received an integral number of `datatype` “copies,” then `MPI_GET_COUNT` returns the value `MPI_UNDEFINED`. The `datatype` argument should match the argument provided by the receive call that set the `status` variable.

Example 4.12 Usage of MPI_GET_COUNT and MPI_GET_ELEMENTS.

```

...
CALL MPI_TYPE_CONTIGUOUS(2, MPI_REAL, Type2, ierr)
CALL MPI_TYPE_COMMIT(Type2, ierr)
...
CALL MPI_COMM_RANK(comm, rank, ierr)
IF (rank.EQ.0) THEN
    CALL MPI_SEND(a, 2, MPI_REAL, 1, 0, comm, ierr)
    CALL MPI_SEND(a, 3, MPI_REAL, 1, 0, comm, ierr)
ELSE IF (rank.EQ.1) THEN
    CALL MPI_RECV(a, 2, Type2, 0, 0, comm, stat, ierr)
    CALL MPI_GET_COUNT(stat, Type2, i, ierr) ! returns i=1
    CALL MPI_GET_ELEMENTS(stat, Type2, i, ierr) ! returns i=2
    CALL MPI_RECV(a, 2, Type2, 0, 0, comm, stat, ierr)
    CALL MPI_GET_COUNT(stat, Type2, i, ierr) ! returns i=MPI_UNDEFINED
    CALL MPI_GET_ELEMENTS(stat, Type2, i, ierr) ! returns i=3
END IF

```

The function MPI_GET_ELEMENTS can also be used after a probe to find the number of elements in the probed message. Note that the two functions MPI_GET_COUNT and MPI_GET_ELEMENTS return the same values when they are used with basic datatypes.

Rationale. The extension given to the definition of MPI_GET_COUNT seems natural: one would expect this function to return the value of the count argument, when the receive buffer is filled. Sometimes datatype represents a basic unit of data one wants to transfer, for example, a record in an array of records (structures). One should be able to find out how many components were received without bothering to divide by the number of elements in each component. However, on other occasions, datatype is used to define a complex layout of data in the receiver memory, and does not represent a basic unit of data for transfers. In such cases, one needs to use the function MPI_GET_ELEMENTS. (*End of rationale.*)

Advice to implementors. The definition implies that a receive cannot change the value of storage outside the entries defined to compose the communication buffer. In particular, the definition implies that padding space in a structure should not be modified when such a structure is copied from one process to another. This would prevent the obvious optimization of copying the structure, together with the padding, as one contiguous block. The implementation is free to do this optimization when it does not impact the outcome of the computation. The user can “force” this optimization by explicitly including padding as part of the message. (*End of advice to implementors.*)

4.1.12 Correct Use of Addresses

Successively declared variables in C or Fortran are not necessarily stored at contiguous locations. Thus, care must be exercised that displacements do not cross from one variable to another. Also, in machines with a segmented address space, addresses are not unique and address arithmetic has some peculiar properties. Thus, the use of addresses, that is, displacements relative to the start address MPI_BOTTOM, has to be restricted.

No Type Mismatch Problems for Subroutines with Choice Arguments

A high-quality MPI implementation should provide a mechanism to ensure that MPI choice arguments do not cause fatal compile-time or run-time errors due to type mismatch. An MPI implementation may require applications to use the mpi module, or require that it be compiled with a particular compiler flag, in order to avoid type mismatch problems.

Advice to implementors. In the case where the compiler does not generate errors, nothing needs to be done to the existing interface. In the case where the compiler may generate errors, a set of overloaded functions may be used. See the paper of M. Henneke [26]. Even if the compiler does not generate errors, explicit interfaces for all routines would be useful for detecting errors in the argument list. Also, explicit interfaces which give INTENT information can reduce the amount of copying for BUF(*) arguments. (*End of advice to implementors.*)

16.2.5 Additional Support for Fortran Numeric Intrinsic Types

The routines in this section are part of Extended Fortran Support described in Section 16.2.4.

MPI provides a small number of named datatypes that correspond to named intrinsic types supported by C and Fortran. These include MPI_INTEGER, MPI_REAL, MPI_INT, MPI_DOUBLE, etc., as well as the optional types MPI_REAL4, MPI_REAL8, etc. There is a one-to-one correspondence between language declarations and MPI types.

Fortran (starting with Fortran 90) provides so-called KIND-parameterized types. These types are declared using an intrinsic type (one of INTEGER, REAL, COMPLEX, LOGICAL and CHARACTER) with an optional integer KIND parameter that selects from among one or more variants. The specific meaning of different KIND values themselves are implementation dependent and not specified by the language. Fortran provides the KIND selection functions selected_real_kind for REAL and COMPLEX types, and selected_int_kind for INTEGER types that allow users to declare variables with a minimum precision or number of digits. These functions provide a portable way to declare KIND-parameterized REAL, COMPLEX and INTEGER variables in Fortran. This scheme is backward compatible with Fortran 77. REAL and INTEGER Fortran variables have a default KIND if none is specified. Fortran DOUBLE PRECISION variables are of intrinsic type REAL with a non-default KIND. The following two declarations are equivalent:

```

double precision x
real(KIND(0.0d0)) x

```

MPI provides two orthogonal methods to communicate using numeric intrinsic types. The first method can be used when variables have been declared in a portable way — using default KIND or using KIND parameters obtained with the selected_int_kind or selected_real_kind functions. With this method, MPI automatically selects the correct data size (e.g., 4 or 8 bytes) and provides representation conversion in heterogeneous environments. The second method gives the user complete control over communication by exposing machine representations.

16.2.4 Extended Fortran Support

Implementations with Extended Fortran support must provide:

1. An `mpi` module
2. A new set of functions to provide additional support for Fortran intrinsic numeric types, including parameterized types: `MPI_SIZEOF`, `MPI_TYPE_MATCH_SIZE`, `MPI_TYPE_CREATE_F90_INTEGER`, `MPI_TYPE_CREATE_F90_REAL` and `MPI_TYPE_CREATE_F90_COMPLEX`. Parameterized types are Fortran intrinsic types which are specified using `KIND` type parameters. These routines are described in detail in Section 16.2.5.

Additionally, high-quality implementations should provide a mechanism to prevent fatal type mismatch errors for MPI routines with choice arguments.

The `mpi` Module

An MPI implementation must provide a module named `mpi` that can be `USED` in a Fortran 90 program. This module must:

- Define all named MPI constants
- Declare MPI functions that return a value.

An MPI implementation may provide in the `mpi` module other features that enhance the usability of MPI while maintaining adherence to the standard. For example, it may:

- Provide interfaces for all or for a subset of MPI routines.
- Provide `INTENT` information in these interface blocks.

Advice to implementors. The appropriate `INTENT` may be different from what is given in the MPI generic interface. Implementations must choose `INTENT` so that the function adheres to the MPI standard. (*End of advice to implementors.*)

Rationale. The intent given by the MPI generic interface is not precisely defined and does not in all cases correspond to the correct Fortran `INTENT`. For instance, receiving into a buffer specified by a datatype with absolute addresses may require associating `MPI_BOTTOM` with a dummy `OUT` argument. Moreover, “constants” such as `MPI_BOTTOM` and `MPI_STATUS_IGNORE` are not constants as defined by Fortran, but “special addresses” used in a nonstandard way. Finally, the MPI-1 generic intent is changed in several places by MPI-2. For instance, `MPI_IN_PLACE` changes the sense of an `OUT` argument to be `INOUT`. (*End of rationale.*)

Applications may use either the `mpi` module or the `mpif.h` include file. An implementation may require use of the module to prevent type mismatch errors (see below).

Advice to users. It is recommended to use the `mpi` module even if it is not necessary to use it to avoid type mismatch errors on a particular system. Using a module provides several potential advantages over using an include file. (*End of advice to users.*)

It must be possible to link together routines some of which `USE mpi` and others of which `INCLUDE mpif.h`.

Variables belong to the same **sequential storage** if they belong to the same array, to the same `COMMON` block in Fortran, or to the same structure in C. Valid addresses are defined recursively as follows:

1. The function `MPI_GET_ADDRESS` returns a valid address, when passed as argument a variable of the calling program.
2. The `buf` argument of a communication function evaluates to a valid address, when passed as argument a variable of the calling program.
3. If `v` is a valid address, and `i` is an integer, then `v+i` is a valid address, provided `v` and `v+i` are in the same sequential storage.
4. If `v` is a valid address then `MPI_BOTTOM + v` is a valid address.

A correct program uses only valid addresses to identify the locations of entries in communication buffers. Furthermore, if `u` and `v` are two valid addresses, then the (integer) difference `u - v` can be computed only if both `u` and `v` are in the same sequential storage. No other arithmetic operations can be meaningfully executed on addresses.

The rules above impose no constraints on the use of derived datatypes, as long as they are used to define a communication buffer that is wholly contained within the same sequential storage. However, the construction of a communication buffer that contains variables that are not within the same sequential storage must obey certain restrictions. Basically, a communication buffer with variables that are not within the same sequential storage can be used only by specifying in the communication call `buf = MPI_BOTTOM`, `count = 1`, and using a `datatype` argument where all displacements are valid (absolute) addresses.

Advice to users. It is not expected that MPI implementations will be able to detect erroneous, “out of bound” displacements — unless those overflow the user address space — since the MPI call may not know the extent of the arrays and records in the host program. (*End of advice to users.*)

Advice to implementors. There is no need to distinguish (absolute) addresses and (relative) displacements on a machine with contiguous address space: `MPI_BOTTOM` is zero, and both addresses and displacements are integers. On machines where the distinction is required, addresses are recognized as expressions that involve `MPI_BOTTOM`. (*End of advice to implementors.*)

4.1.13 Decoding a Datatype

MPI datatype objects allow users to specify an arbitrary layout of data in memory. There are several cases where accessing the layout information in opaque datatype objects would be useful. The opaque datatype object has found a number of uses outside MPI. Furthermore, a number of tools wish to display internal information about a datatype. To achieve this, datatype decoding functions are provided. The two functions in this section are used together to decode datatypes to recreate the calling sequence used in their initial definition. These can be used to allow a user to determine the type map and type signature of a datatype.

```

MPI_TYPE_GET_ENVELOPE(datatype, num_integers, num_addresses, num_datatypes, combiner)
  IN    datatype          datatype to access (handle)
  OUT   num_integers      number of input integers used in the call constructing combiner (nonnegative integer)
  OUT   num_addresses     number of input addresses used in the call constructing combiner (nonnegative integer)
  OUT   num_datatypes     number of input datatypes used in the call constructing combiner (nonnegative integer)
  OUT   combiner          combiner (state)

int MPI_Type_get_envelope(MPI_Datatype datatype, int *num_integers,
                          int *num_addresses, int *num_datatypes, int *combiner)

MPI_TYPE_GET_ENVELOPE(DATATYPE, NUM_INTEGERS, NUM_ADDRESSES, NUM_DATATYPES,
                      COMBINER, IERROR)
  INTEGER DATATYPE, NUM_INTEGERS, NUM_ADDRESSES, NUM_DATATYPES, COMBINER,
  IERROR

void MPI::Datatype::Get_envelope(int& num_integers, int& num_addresses,
                                 int& num_datatypes, int& combiner) const

```

For the given `datatype`, `MPI_TYPE_GET_ENVELOPE` returns information on the number and type of input arguments used in the call that created the `datatype`. The number-of-arguments values returned can be used to provide sufficiently large arrays in the decoding routine `MPI_TYPE_GET_CONTENTS`. This call and the meaning of the returned values is described below. The combiner reflects the MPI datatype constructor call that was used in creating `datatype`.

Rationale. By requiring that the combiner reflect the constructor used in the creation of the `datatype`, the decoded information can be used to effectively recreate the calling sequence used in the original creation. One call is effectively the same as another when the information obtained from `MPI_TYPE_GET_CONTENTS` may be used with either to produce the same outcome. C calls `MPI_Type_hindexed` and `MPI_Type_create_hindexed` are always effectively the same while the Fortran call `MPI_TYPE_HINDEXED` will be different than either of these in some MPI implementations. This is the most useful information and was felt to be reasonable even though it constrains implementations to remember the original constructor sequence even if the internal representation is different.

The decoded information keeps track of datatype duplications. This is important as one needs to distinguish between a predefined datatype and a dup of a predefined datatype. The former is a constant object that cannot be freed, while the latter is a derived datatype that can be freed. (*End of rationale.*)

The list below has the values that can be returned in `combiner` on the left and the call associated with them on the right.

If `combiner` is `MPI_COMBINER_NAMED` then `datatype` is a named predefined datatype.

with the separately compiled

```

subroutine DD(buf)
  integer buf
end

```

(assuming that `buf` has type `INTEGER`). The compiler may be similarly prevented from moving a reference to a variable across a call to an MPI subroutine.

In the case of a non-blocking call, as in the above call of `MPI_WAIT`, no reference to the buffer is permitted until it has been verified that the transfer has been completed. Therefore, in this case, the extra call ahead of the MPI call is not necessary, i.e., the call of `MPI_WAIT` in the example might be replaced by

```

call MPI_WAIT(req,...)
call DD(buf)

```

- An alternative is to put the buffer or variable into a module or a common block and access it through a `USE` or `COMMON` statement in each scope where it is referenced, defined or appears as an actual argument in a call to an MPI routine. The compiler will then have to assume that the MPI procedure (`MPI_RECV` in the above example) may alter the buffer or variable, provided that the compiler cannot analyze that the MPI procedure does not reference the module or common block.

In the longer term, the attribute `VOLATILE` is under consideration for Fortran 2000 and would give the buffer or variable the properties needed, but it would inhibit optimization of any code containing the buffer or variable.

In C, subroutines which modify variables that are not in the argument list will not cause register optimization problems. This is because taking pointers to storage objects by using the `&` operator and later referencing the objects by way of the pointer is an integral part of the language. A C compiler understands the implications, so that the problem should not occur, in general. However, some compilers do offer optional aggressive optimization levels which may not be safe.

16.2.3 Basic Fortran Support

Because Fortran 90 is (for all practical purposes) a superset of Fortran 77, Fortran 90 (and future) programs can use the original Fortran interface. The following additional requirements are added:

1. Implementations are required to provide the file `mpif.h`, as described in the original MPI-1 specification.
2. `mpif.h` must be valid and equivalent for both fixed- and free- source form.

Advice to implementors. To make `mpif.h` compatible with both fixed- and free-source forms, to allow automatic inclusion by preprocessors, and to allow extended fixed-form line length, it is recommended that requirement two be met by constructing `mpif.h` without any continuation lines. This should be possible because `mpif.h` contains only declarations, and because common block declarations can be split among several lines. To support Fortran 77 as well as Fortran 90, it may be necessary to eliminate all comments from `mpif.h`. (*End of advice to implementors.*)

The actual arguments used in the creation call for a `datatype` can be obtained from the call:

```
MPI_TYPE_GET_CONTENTS(datatype, max_integers, max_addresses, max_datatypes, array_of_integers, array_of_addresses, array_of_datatypes)
```

IN	<code>datatype</code>	datatype to access (handle)
IN	<code>max_integers</code>	number of elements in <code>array_of_integers</code> (nonnegative integer)
IN	<code>max_addresses</code>	number of elements in <code>array_of_addresses</code> (nonnegative integer)
IN	<code>max_datatypes</code>	number of elements in <code>array_of_datatypes</code> (nonnegative integer)
OUT	<code>array_of_integers</code>	contains integer arguments used in constructing <code>datatype</code> (array of integers)
OUT	<code>array_of_addresses</code>	contains address arguments used in constructing <code>datatype</code> (array of integers)
OUT	<code>array_of_datatypes</code>	contains datatype arguments used in constructing <code>datatype</code> (array of handles)

```
int MPI_Type_get_contents(MPI_Datatype datatype, int max_integers,
    int max_addresses, int max_datatypes, int array_of_integers[],
    MPI_Aint array_of_addresses[],
    MPI_Datatype array_of_datatypes[])

MPI_TYPE_GET_CONTENTS(DATATYPE, MAX_INTEGERS, MAX_ADDRESSES, MAX_DATATYPES,
    ARRAY_OF_INTEGERS, ARRAY_OF_ADDRESSES, ARRAY_OF_DATATYPES,
    IERROR)
INTEGER DATATYPE, MAX_INTEGERS, MAX_ADDRESSES, MAX_DATATYPES,
ARRAY_OF_INTEGERS(*), ARRAY_OF_DATATYPES(*), IERROR
INTEGER(KIND=MPI_ADDRESS_KIND) ARRAY_OF_ADDRESSES(*)

void MPI::Datatype::Get_contents(int max_integers, int max_addresses,
    int max_datatypes, int array_of_integers[],
    MPI::Aint array_of_addresses[],
    MPI::Datatype array_of_datatypes[]) const
```

`datatype` must be a predefined unnamed or a derived datatype; the call is erroneous if `datatype` is a predefined named datatype.

The values given for `max_integers`, `max_addresses`, and `max_datatypes` must be at least as large as the value returned in `num_integers`, `num_addresses`, and `num_datatypes`, respectively, in the call `MPI_TYPE_GET_ENVELOPE` for the same `datatype` argument.

Rationale. The arguments `max_integers`, `max_addresses`, and `max_datatypes` allow for error checking in the call. (*End of rationale.*)

The datatypes returned in `array_of_datatypes` are handles to datatype objects that are equivalent to the datatypes used in the original construction call. If these were derived

```
call MPI_GET_ADDRESS(foo%i, disp(1), ierr)
call MPI_GET_ADDRESS(foo%x, disp(2), ierr)
call MPI_GET_ADDRESS(foo%d, disp(3), ierr)

base = disp(1)
disp(1) = disp(1) - base
disp(2) = disp(2) - base
disp(3) = disp(3) - base

blocklen(1) = 1
blocklen(2) = 1
blocklen(3) = 1

type(1) = MPI_INTEGER
type(2) = MPI_REAL
type(3) = MPI_DOUBLE_PRECISION

call MPI_TYPE_CREATE_STRUCT(3, blocklen, disp, type, newtype, ierr)
call MPI_TYPE_COMMIT(newtype, ierr)

! unpleasant to send foo%i instead of foo, but it works for scalar
! entities of type mytype
call MPI_SEND(foo%i, 1, newtype, ...)
```

A Problem with Register Optimization

MPI provides operations that may be hidden from the user code and run concurrently with it, accessing the same memory as user code. Examples include the data transfer for an `MPI_RECV`. The optimizer of a compiler will assume that it can recognize periods when a copy of a variable can be kept in a register without reloading from or storing to memory. When the user code is working with a register copy of some variable while the hidden operation reads or writes the memory copy, problems occur. This section discusses register optimization pitfalls.

When a variable is local to a Fortran subroutine (i.e., not in a module or `COMMON` block), the compiler will assume that it cannot be modified by a called subroutine unless it is an actual argument of the call. In the most common linkage convention, the subroutine is expected to save and restore certain registers. Thus, the optimizer will assume that a register which held a valid copy of such a variable before the call will still hold a valid copy on return.

Normally users are not afflicted with this. But the user should pay attention to this section if in his/her program a buffer argument to an `MPI_SEND`, `MPI_RECV` etc., uses a name which hides the actual variables involved. `MPI_BOTTOM` with an `MPI_Datatype` containing absolute addresses is one example. Creating a datatype which uses one variable as an anchor and brings along others by using `MPI_GET_ADDRESS` to determine their offsets from the anchor is another. The anchor variable would be the only one mentioned in the call. Also attention must be paid if MPI operations are used that run in parallel with the user's application.

If there is a compiler option that inhibits copying of arguments, in either the calling or called procedure, this should be employed.

If a compiler makes copies in the calling procedure of arguments that are explicit-shape or assumed-size arrays, simple array sections of such arrays, or scalars, and if there is no compiler option to inhibit this, then the compiler cannot be used for applications that use `MPI_GET_ADDRESS`, or any non-blocking MPI routine. If a compiler copies scalar arguments in the called procedure and there is no compiler option to inhibit this, then this compiler cannot be used for applications that use memory references across subroutine calls as in the example above.

Special Constants

MPI requires a number of special “constants” that cannot be implemented as normal Fortran constants, including `MPI_BOTTOM`, `MPI_STATUS_IGNORE`, `MPI_IN_PLACE`, `MPI_STATUSES_IGNORE` and `MPI_ERRCODES_IGNORE`. In C, these are implemented as constant pointers, usually as `NULL` and are used where the function prototype calls for a pointer to a variable, not the variable itself.

In Fortran the implementation of these special constants may require the use of language constructs that are outside the Fortran standard. Using special values for the constants (e.g., by defining them through `parameter` statements) is not possible because an implementation cannot distinguish these values from legal data. Typically these constants are implemented as predefined static variables (e.g., a variable in an MPI-declared `COMMON` block), relying on the fact that the target compiler passes data by address. Inside the subroutine, this address can be extracted by some mechanism outside the Fortran standard (e.g., by Fortran extensions or by implementing the function in C).

Fortran 90 Derived Types

MPI does not explicitly support passing Fortran 90 derived types to choice dummy arguments. Indeed, for MPI implementations that provide explicit interfaces through the `mpi` module a compiler will reject derived type actual arguments at compile time. Even when no explicit interfaces are given, users should be aware that Fortran 90 provides no guarantee of sequence association for derived types or arrays of derived types. For instance, an array of a derived type consisting of two elements may be implemented as an array of the first elements followed by an array of the second. Use of the `SEQUENCE` attribute may help here, somewhat.

The following code fragment shows one possible way to send a derived type in Fortran. The example assumes that all data is passed by address.

```

type mytype
  integer i
  real x
  double precision d
end type mytype

type(mytype) foo
integer blocklen(3), type(3)
integer(MPI_ADDRESS_KIND) disp(3), base

```

datatypes, then the returned datatypes are new datatype objects, and the user is responsible for freeing these datatypes with `MPI_TYPE_FREE`. If these were predefined datatypes, then the returned datatype is equal to that (constant) predefined datatype and cannot be freed.

The committed state of returned derived datatypes is undefined, i.e., the datatypes may or may not be committed. Furthermore, the content of attributes of returned datatypes is undefined.

Note that `MPI_TYPE_GET_CONTENTS` can be invoked with a `datatype` argument that was constructed using `MPI_TYPE_CREATE_F90_REAL`, `MPI_TYPE_CREATE_F90_INTEGER`, or `MPI_TYPE_CREATE_F90_COMPLEX` (an unnamed predefined datatype). In such a case, an empty `array_of_datatypes` is returned.

Rationale. The definition of datatype equivalence implies that equivalent predefined datatypes are equal. By requiring the same handle for named predefined datatypes, it is possible to use the `==` or `.EQ.` comparison operator to determine the datatype involved. (*End of rationale.*)

Advice to implementors. The datatypes returned in `array_of_datatypes` must appear to the user as if each is an equivalent copy of the datatype used in the type constructor call. Whether this is done by creating a new datatype or via another mechanism such as a reference count mechanism is up to the implementation as long as the semantics are preserved. (*End of advice to implementors.*)

Rationale. The committed state and attributes of the returned datatype is deliberately left vague. The datatype used in the original construction may have been modified since its use in the constructor call. Attributes can be added, removed, or modified as well as having the datatype committed. The semantics given allow for a reference count implementation without having to track these changes. (*End of rationale.*)

In the deprecated datatype constructor calls, the address arguments in Fortran are of type `INTEGER`. In the preferred calls, the address arguments are of type `INTEGER(KIND=MPI_ADDRESS_KIND)`. The call `MPI_TYPE_GET_CONTENTS` returns all addresses in an argument of type `INTEGER(KIND=MPI_ADDRESS_KIND)`. This is true even if the deprecated calls were used. Thus, the location of values returned can be thought of as being returned by the C bindings. It can also be determined by examining the preferred calls for datatype constructors for the deprecated calls that involve addresses.

Rationale. By having all address arguments returned in the `array_of_addresses` argument, the result from a C and Fortran decoding of a `datatype` gives the result in the same argument. It is assumed that an integer of type `INTEGER(KIND=MPI_ADDRESS_KIND)` will be at least as large as the `INTEGER` argument used in datatype construction with the old MPI-1 calls so no loss of information will occur. (*End of rationale.*)

The following defines what values are placed in each entry of the returned arrays depending on the datatype constructor used for `datatype`. It also specifies the size of the arrays needed which is the values returned by `MPI_TYPE_GET_ENVELOPE`. In Fortran, the following calls were made:

1
2
3
4
5
6
7
8
9
10
11
12
13
14
15
16
17
18
19
20
21
22
23
24
25
26
27
28
29
30
31
32
33
34
35
36
37
38
39
40
41
42
43
44
45
46
47
48

1
2
3
4
5
6
7
8
9
10
11
12
13
14
15
16
17
18
19
20
21
22
23
24
25
26
27
28
29
30
31
32
33
34
35
36
37
38
39
40
41
42
43
44
45
46
47
48

```

PARAMETER (LARGE = 1000)
INTEGER TYPE, NI, NA, ND, COMBINER, I(LARGE), D(LARGE), IERROR
INTEGER(KIND=MPI_ADDRESS_KIND) A(LARGE)
! CONSTRUCT DATATYPE TYPE (NOT SHOWN)
CALL MPI_TYPE_GET_ENVELOPE(TYPE, NI, NA, ND, COMBINER, IERROR)
IF ((NI .GT. LARGE) .OR. (NA .GT. LARGE) .OR. (ND .GT. LARGE)) THEN
  WRITE (*, *) "NI, NA, OR ND = ", NI, NA, ND, &
    " RETURNED BY MPI_TYPE_GET_ENVELOPE IS LARGER THAN LARGE = ", LARGE
  CALL MPI_ABORT(MPI_COMM_WORLD, 99)
ENDIF
CALL MPI_TYPE_GET_CONTENTS(TYPE, NI, NA, ND, I, A, D, IERROR)

```

or in C the analogous calls of:

```

#define LARGE 1000
int ni, na, nd, combiner, i[LARGE];
MPI_Aint a[LARGE];
MPI_Datatype type, d[LARGE];
/* construct datatype type (not shown) */
MPI_Type_get_envelope(type, &ni, &na, &nd, &combiner);
if ((ni > LARGE) || (na > LARGE) || (nd > LARGE)) {
  fprintf(stderr, "ni, na, or nd = %d %d %d returned by ", ni, na, nd);
  fprintf(stderr, "MPI_Type_get_envelope is larger than LARGE = %d\n",
    LARGE);
  MPI_Abort(MPI_COMM_WORLD, 99);
};
MPI_Type_get_contents(type, ni, na, nd, i, a, d);

```

The C++ code is in analogy to the C code above with the same values returned.

In the descriptions that follow, the lower case name of arguments is used.

If combiner is MPI_COMBINER_NAMED then it is erroneous to call

MPI_TYPE_GET_CONTENTS.

If combiner is MPI_COMBINER_DUP then

Constructor argument	C & C++ location	Fortran location
oldtype	d[0]	D(1)

and ni = 0, na = 0, nd = 1.

If combiner is MPI_COMBINER_CONTIGUOUS then

Constructor argument	C & C++ location	Fortran location
count	i[0]	I(1)
oldtype	d[0]	D(1)

and ni = 1, na = 0, nd = 1.

If combiner is MPI_COMBINER_VECTOR then

Constructor argument	C & C++ location	Fortran location
count	i[0]	I(1)
blocklength	i[1]	I(2)
stride	i[2]	I(3)
oldtype	d[0]	D(1)

```

real a(100)
call MPI_RECV(a(1:100:2), MPI_REAL, 50, ...)

```

Since the first dummy argument to MPI_RECV is an assumed-size array (<type> buf(*)), the array section a(1:100:2) is copied to a temporary before being passed to MPI_RECV, so that it is contiguous in memory. MPI_RECV returns immediately, and data is copied from the temporary back into the array a. Sometime later, MPI may write to the address of the deallocated temporary. Copying is also a problem for MPI_SEND since the temporary array may be deallocated before the data has all been sent from it.

Most Fortran 90 compilers do not make a copy if the actual argument is the whole of an explicit-shape or assumed-size array or is a 'simple' section such as A(1:N) of such an array. (We define 'simple' more fully in the next paragraph.) Also, many compilers treat allocatable arrays the same as they treat explicit-shape arrays in this regard (though we know of one that does not). However, the same is not true for assumed-shape and pointer arrays; since they may be discontinuous, copying is often done. It is this copying that causes problems for MPI as described in the previous paragraph.

Our formal definition of a 'simple' array section is

```
name ( [:,]... [subscript]:[subscript] [,<subscript>]... )
```

That is, there are zero or more dimensions that are selected in full, then one dimension selected without a stride, then zero or more dimensions that are selected with a simple subscript. Examples are

```
A(1:N), A(:,N), A(:,1:N,1), A(1:6,N), A(:, :, 1:N)
```

Because of Fortran's column-major ordering, where the first index varies fastest, a simple section of a contiguous array will also be contiguous.²

The same problem can occur with a scalar argument. Some compilers, even for Fortran 77, make a copy of some scalar dummy arguments within a called procedure. That this can cause a problem is illustrated by the example

```

call user1(a,rq)
call MPI_WAIT(rq,status,ierr)
write (*,*) a

subroutine user1(buf,request)
call MPI_RECV(buf,...,request,...)
end

```

If a is copied, MPI_RECV will alter the copy when it completes the communication and will not alter a itself.

Note that copying will almost certainly occur for an argument that is a non-trivial expression (one with at least one operator or function call), a section that does not select a contiguous part of its parent (e.g., A(1:n:2)), a pointer whose target is such a section, or an assumed-shape array that is (directly or indirectly) associated with such a section.

²To keep the definition of 'simple' simple, we have chosen to require all but one of the section subscripts to be without bounds. A colon without bounds makes it obvious both to the compiler and to the reader that the whole of the dimension is selected. It would have been possible to allow cases where the whole dimension is selected with one or two bounds, but this means for the reader that the array declaration or most recent allocation has to be consulted and for the compiler that a run-time check may be required.

Problems Due to Strong Typing

All MPI functions with choice arguments associate actual arguments of different Fortran datatypes with the same dummy argument. This is not allowed by Fortran 77, and in Fortran 90 is technically only allowed if the function is overloaded with a different function for each type. In C, the use of `void*` formal arguments avoids these problems.

The following code fragment is technically illegal and may generate a compile-time error.

```
integer i(5)
real x(5)
...
call mpi_send(x, 5, MPI_REAL, ...)
call mpi_send(i, 5, MPI_INTEGER, ...)
```

In practice, it is rare for compilers to do more than issue a warning, though there is concern that Fortran 90 compilers are more likely to return errors.

It is also technically illegal in Fortran to pass a scalar actual argument to an array dummy argument. Thus the following code fragment may generate an error since the `buf` argument to `MPI_SEND` is declared as an assumed-size array `<type> buf(*)`.

```
integer a
call mpi_send(a, 1, MPI_INTEGER, ...)
```

Advice to users. In the event that you run into one of the problems related to type checking, you may be able to work around it by using a compiler flag, by compiling separately, or by using an MPI implementation with Extended Fortran Support as described in Section 16.2.4. An alternative that will usually work with variables local to a routine but not with arguments to a function or subroutine is to use the `EQUIVALENCE` statement to create another variable with a type accepted by the compiler. (*End of advice to users.*)

Problems Due to Data Copying and Sequence Association

Implicit in MPI is the idea of a contiguous chunk of memory accessible through a linear address space. MPI copies data to and from this memory. An MPI program specifies the location of data by providing memory addresses and offsets. In the C language, sequence association rules plus pointers provide all the necessary low-level structure.

In Fortran 90, user data is not necessarily stored contiguously. For example, the array section `A(1:N:2)` involves only the elements of `A` with indices 1, 3, 5, The same is true for a pointer array whose target is such a section. Most compilers ensure that an array that is a dummy argument is held in contiguous memory if it is declared with an explicit shape (e.g., `B(N)`) or is of assumed size (e.g., `B(*)`). If necessary, they do this by making a copy of the array into contiguous memory. Both Fortran 77 and Fortran 90 are carefully worded to allow such copying to occur, but few Fortran 77 compilers do it.¹

Because MPI dummy buffer arguments are assumed-size arrays, this leads to a serious problem for a non-blocking call: the compiler copies the temporary array back on return but MPI continues to copy data to the memory that held it. For example, consider the following code fragment:

¹Technically, the Fortran standards are worded to allow non-contiguous storage of any array data.

and `ni = 3`, `na = 0`, `nd = 1`.

If combiner is `MPI_COMBINER_HVECTOR_INTEGER` or `MPI_COMBINER_HVECTOR` then

Constructor argument	C & C++ location	Fortran location
<code>count</code>	<code>i[0]</code>	<code>I(1)</code>
<code>blocklength</code>	<code>i[1]</code>	<code>I(2)</code>
<code>stride</code>	<code>a[0]</code>	<code>A(1)</code>
<code>oldtype</code>	<code>d[0]</code>	<code>D(1)</code>

and `ni = 2`, `na = 1`, `nd = 1`.

If combiner is `MPI_COMBINER_INDEXED` then

Constructor argument	C & C++ location	Fortran location
<code>count</code>	<code>i[0]</code>	<code>I(1)</code>
<code>array_of_blocklengths</code>	<code>i[1] to i[i[0]]</code>	<code>I(2) to I(I(1)+1)</code>
<code>array_of_displacements</code>	<code>i[i[0]+1] to i[2*i[0]]</code>	<code>I(I(1)+2) to I(2*I(1)+1)</code>
<code>oldtype</code>	<code>d[0]</code>	<code>D(1)</code>

and `ni = 2*count+1`, `na = 0`, `nd = 1`.

If combiner is `MPI_COMBINER_HINDEXED_INTEGER` or `MPI_COMBINER_HINDEXED` then

Constructor argument	C & C++ location	Fortran location
<code>count</code>	<code>i[0]</code>	<code>I(1)</code>
<code>array_of_blocklengths</code>	<code>i[1] to i[i[0]]</code>	<code>I(2) to I(I(1)+1)</code>
<code>array_of_displacements</code>	<code>a[0] to a[i[0]-1]</code>	<code>A(1) to A(I(1))</code>
<code>oldtype</code>	<code>d[0]</code>	<code>D(1)</code>

and `ni = count+1`, `na = count`, `nd = 1`.

If combiner is `MPI_COMBINER_INDEXED_BLOCK` then

Constructor argument	C & C++ location	Fortran location
<code>count</code>	<code>i[0]</code>	<code>I(1)</code>
<code>blocklength</code>	<code>i[1]</code>	<code>I(2)</code>
<code>array_of_displacements</code>	<code>i[2] to i[i[0]+1]</code>	<code>I(3) to I(I(1)+2)</code>
<code>oldtype</code>	<code>d[0]</code>	<code>D(1)</code>

and `ni = count+2`, `na = 0`, `nd = 1`.

If combiner is `MPI_COMBINER_STRUCT_INTEGER` or `MPI_COMBINER_STRUCT` then

Constructor argument	C & C++ location	Fortran location
<code>count</code>	<code>i[0]</code>	<code>I(1)</code>
<code>array_of_blocklengths</code>	<code>i[1] to i[i[0]]</code>	<code>I(2) to I(I(1)+1)</code>
<code>array_of_displacements</code>	<code>a[0] to a[i[0]-1]</code>	<code>A(1) to A(I(1))</code>
<code>array_of_types</code>	<code>d[0] to d[i[0]-1]</code>	<code>D(1) to D(I(1))</code>

and `ni = count+1`, `na = count`, `nd = count`.

If combiner is `MPI_COMBINER_SUBARRAY` then

Constructor argument	C & C++ location	Fortran location
<code>ndims</code>	<code>i[0]</code>	<code>I(1)</code>
<code>array_of_sizes</code>	<code>i[1] to i[i[0]]</code>	<code>I(2) to I(I(1)+1)</code>
<code>array_of_subsizes</code>	<code>i[i[0]+1] to i[2*i[0]]</code>	<code>I(I(1)+2) to I(2*I(1)+1)</code>
<code>array_of_starts</code>	<code>i[2*i[0]+1] to i[3*i[0]]</code>	<code>I(2*I(1)+2) to I(3*I(1)+1)</code>
<code>order</code>	<code>i[3*i[0]+1]</code>	<code>I(3*I(1)+2)</code>
<code>oldtype</code>	<code>d[0]</code>	<code>D(1)</code>

and ni = 3*ndims+2, na = 0, nd = 1.

If combiner is MPI_COMBINER_DARRAY then

Constructor argument	C & C++ location	Fortran location
size	i[0]	I(1)
rank	i[1]	I(2)
ndims	i[2]	I(3)
array_of_gsizes	i[3] to i[i[2]+2]	I(4) to I(I(3)+3)
array_of_distribs	i[i[2]+3] to i[2*i[2]+2]	I(I(3)+4) to I(2*I(3)+3)
array_of_dargs	i[2*i[2]+3] to i[3*i[2]+2]	I(2*I(3)+4) to I(3*I(3)+3)
array_of_psizes	i[3*i[2]+3] to i[4*i[2]+2]	I(3*I(3)+4) to I(4*I(3)+3)
order	i[4*i[2]+3]	I(4*I(3)+4)
oldtype	d[0]	D(1)

and ni = 4*ndims+4, na = 0, nd = 1.

If combiner is MPI_COMBINER_F90_REAL then

Constructor argument	C & C++ location	Fortran location
p	i[0]	I(1)
r	i[1]	I(2)

and ni = 2, na = 0, nd = 0.

If combiner is MPI_COMBINER_F90_COMPLEX then

Constructor argument	C & C++ location	Fortran location
p	i[0]	I(1)
r	i[1]	I(2)

and ni = 2, na = 0, nd = 0.

If combiner is MPI_COMBINER_F90_INTEGER then

Constructor argument	C & C++ location	Fortran location
r	i[0]	I(1)

and ni = 1, na = 0, nd = 0.

If combiner is MPI_COMBINER_RESIZED then

Constructor argument	C & C++ location	Fortran location
lb	a[0]	A(1)
extent	a[1]	A(2)
oldtype	d[0]	D(1)

and ni = 0, na = 2, nd = 1.

4.1.14 Examples

The following examples illustrate the use of derived datatypes.

Example 4.13 Send and receive a section of a 3D array.

```
REAL a(100,100,100), e(9,9,9)
INTEGER oneslice, twoslice, threeslice, sizeofreal, myrank, ierr
INTEGER status(MPI_STATUS_SIZE)
```

```
C      extract the section a(1:17:2, 3:11, 2:10)
```

2. Extended Fortran Support An implementation with this level of Fortran support provides Basic Fortran Support plus additional features that specifically support Fortran 90, as described in Section 16.2.4.

A compliant MPI-2 implementation providing a Fortran interface must provide Extended Fortran Support unless the target compiler does not support modules or KIND-parameterized types.

16.2.2 Problems With Fortran Bindings for MPI

This section discusses a number of problems that may arise when using MPI in a Fortran program. It is intended as advice to users, and clarifies how MPI interacts with Fortran. It does not add to the standard, but is intended to clarify the standard.

As noted in the original MPI specification, the interface violates the Fortran standard in several ways. While these cause few problems for Fortran 77 programs, they become more significant for Fortran 90 programs, so that users must exercise care when using new Fortran 90 features. The violations were originally adopted and have been retained because they are important for the usability of MPI. The rest of this section describes the potential problems in detail. It supersedes and replaces the discussion of Fortran bindings in the original MPI specification (for Fortran 90, not Fortran 77).

The following MPI features are inconsistent with Fortran 90.

1. An MPI subroutine with a choice argument may be called with different argument types.
2. An MPI subroutine with an assumed-size dummy argument may be passed an actual scalar argument.
3. Many MPI routines assume that actual arguments are passed by address and that arguments are not copied on entrance to or exit from the subroutine.
4. An MPI implementation may read or modify user data (e.g., communication buffers used by nonblocking communications) concurrently with a user program that is executing outside of MPI calls.
5. Several named “constants,” such as MPI_BOTTOM, MPI_IN_PLACE, MPI_STATUS_IGNORE, MPI_STATUSES_IGNORE, MPI_ERRCODES_IGNORE, MPI_ARGV_NULL, and MPI_ARGVS_NULL are not ordinary Fortran constants and require a special implementation. See Section 2.5.4 on page 14 for more information.
6. The memory allocation routine MPI_ALLOC_MEM can’t be usefully used in Fortran without a language extension that allows the allocated memory to be associated with a Fortran variable.

MPI-1 contained several routines that take address-sized information as input or return address-sized information as output. In C such arguments were of type MPI_Aint and in Fortran of type INTEGER. On machines where integers are smaller than addresses, these routines can lose information. In MPI-2 the use of these functions has been deprecated and they have been replaced by routines taking INTEGER arguments of KIND=MPI_ADDRESS_KIND. A number of new MPI-2 functions also take INTEGER arguments of non-default KIND. See Section 2.6 on page 15 and Section 4.1.1 on page 79 for more information.

Example 16.8 constants.cc, to be compiled into libmpi.a.

```
const MPI::Intracomm MPI::COMM_WORLD;
```

Example 16.9 mpi_no_profile.cc, to be compiled into libmpi.a.

```
int MPI::Comm::Get_size() const
{
    return pmpi_comm.Get_size();
}
```

Example 16.10 mpi_profile.cc, to be compiled into libpmpi.a.

```
int MPI::Comm::Get_size() const
{
    // Do profiling stuff
    int ret = pmpi_comm.Get_size();
    // More profiling stuff
    return ret;
}
```

(End of advice to implementors.)

16.2 Fortran Support

16.2.1 Overview

Fortran 90 is the current international Fortran standard. MPI-2 Fortran bindings are Fortran 90 bindings that in most cases are “Fortran 77 friendly.” That is, with few exceptions (e.g., KIND-parameterized types, and the mpi module, both of which can be avoided) Fortran 77 compilers should be able to compile MPI programs.

Rationale. Fortran 90 contains numerous features designed to make it a more “modern” language than Fortran 77. It seems natural that MPI should be able to take advantage of these new features with a set of bindings tailored to Fortran 90. MPI does not (yet) use many of these features because of a number of technical difficulties. (End of rationale.)

MPI defines two levels of Fortran support, described in Sections 16.2.3 and 16.2.4. A third level of Fortran support is envisioned, but is deferred to future standardization efforts. In the rest of this section, “Fortran” shall refer to Fortran 90 (or its successor) unless qualified.

1. **Basic Fortran Support** An implementation with this level of Fortran support provides the original Fortran bindings specified in MPI-1, with small additional requirements specified in Section 16.2.3.

```
1 C and store it in e(:, :, :).
2
3 CALL MPI_COMM_RANK(MPI_COMM_WORLD, myrank, ierr)
4
5 CALL MPI_TYPE_EXTENT( MPI_REAL, sizeofreal, ierr)
6
7 C create datatype for a 1D section
8 CALL MPI_TYPE_VECTOR( 9, 1, 2, MPI_REAL, oneslice, ierr)
9
10 C create datatype for a 2D section
11 CALL MPI_TYPE_HVECTOR(9, 1, 100*sizeofreal, oneslice, twoslice, ierr)
12
13 C create datatype for the entire section
14 CALL MPI_TYPE_HVECTOR( 9, 1, 100*100*sizeofreal, twoslice,
15 threeslice, ierr)
16
17 CALL MPI_TYPE_COMMIT( threeslice, ierr)
18 CALL MPI_SENDRECV(a(1,3,2), 1, threeslice, myrank, 0, e, 9*9*9,
19 MPI_REAL, myrank, 0, MPI_COMM_WORLD, status, ierr)
20
21
22
23
24
25
26
27
28
29
30
31
32
33
34
35
36
37
38
39
40
41
42
43
44
45
46
47
48
```

Example 4.14 Copy the (strictly) lower triangular part of a matrix.

```
REAL a(100,100), b(100,100)
INTEGER disp(100), blocklen(100), ltype, myrank, ierr
INTEGER status(MPI_STATUS_SIZE)
```

```
C copy lower triangular part of array a
C onto lower triangular part of array b

CALL MPI_COMM_RANK(MPI_COMM_WORLD, myrank, ierr)

C compute start and size of each column
DO i=1, 100
    disp(i) = 100*(i-1) + i
    block(i) = 100-i
END DO

C create datatype for lower triangular part
CALL MPI_TYPE_INDEXED( 100, block, disp, MPI_REAL, ltype, ierr)

CALL MPI_TYPE_COMMIT(ltype, ierr)
CALL MPI_SENDRECV( a, 1, ltype, myrank, 0, b, 1,
    ltype, myrank, 0, MPI_COMM_WORLD, status, ierr)
```

Example 4.15 Transpose a matrix.

```
REAL a(100,100), b(100,100)
```

```

INTEGER row, xpose, sizeofreal, myrank, ierr
INTEGER status(MPI_STATUS_SIZE)
C transpose matrix a onto b
CALL MPI_COMM_RANK(MPI_COMM_WORLD, myrank, ierr)
CALL MPI_TYPE_EXTENT( MPI_REAL, sizeofreal, ierr)
C create datatype for one row
CALL MPI_TYPE_VECTOR( 100, 1, 100, MPI_REAL, row, ierr)
C create datatype for matrix in row-major order
CALL MPI_TYPE_HVECTOR( 100, 1, sizeofreal, row, xpose, ierr)
CALL MPI_TYPE_COMMIT( xpose, ierr)
C send matrix in row-major order and receive in column major order
CALL MPI_SENDRECV( a, 1, xpose, myrank, 0, b, 100*100,
MPI_REAL, myrank, 0, MPI_COMM_WORLD, status, ierr)

```

Example 4.16 Another approach to the transpose problem:

```

REAL a(100,100), b(100,100)
INTEGER disp(2), blocklen(2), type(2), row, row1, sizeofreal
INTEGER myrank, ierr
INTEGER status(MPI_STATUS_SIZE)
CALL MPI_COMM_RANK(MPI_COMM_WORLD, myrank, ierr)
C transpose matrix a onto b
CALL MPI_TYPE_EXTENT( MPI_REAL, sizeofreal, ierr)
C create datatype for one row
CALL MPI_TYPE_VECTOR( 100, 1, 100, MPI_REAL, row, ierr)
C create datatype for one row, with the extent of one real number
disp(1) = 0
disp(2) = sizeofreal
type(1) = row
type(2) = MPI_UB
blocklen(1) = 1
blocklen(2) = 1
CALL MPI_TYPE_STRUCT( 2, blocklen, disp, type, row1, ierr)
CALL MPI_TYPE_COMMIT( row1, ierr)

```

Caching instances of PMPI objects in the MPI handles provides the “has a” relationship that is necessary to implement the profiling scheme.

Each instance of an MPI object simply “wraps up” an instance of a PMPI object. MPI objects can then perform profiling actions before invoking the corresponding function in their internal PMPI object.

The key to making the profiling work by simply re-linking programs is by having a header file that *declares* all the MPI functions. The functions must be *defined* elsewhere, and compiled into a library. MPI constants should be declared *extern* in the MPI namespace. For example, the following is an excerpt from a sample `mpi.h` file:

Example 16.6 Sample `mpi.h` file.

```

namespace PMPI {
    class Comm {
    public:
        int Get_size() const;
    };
    // etc.
};

namespace MPI {
public:
    class Comm {
    public:
        int Get_size() const;

    private:
        PMPI::Comm pmpi_comm;
    };
};

```

Note that all constructors, the assignment operator, and the destructor in the MPI class will need to initialize/destroy the internal PMPI object as appropriate.

The definitions of the functions must be in separate object files; the PMPI class member functions and the non-profiling versions of the MPI class member functions can be compiled into `libmpi.a`, while the profiling versions can be compiled into `libpmpi.a`. Note that the PMPI class member functions and the MPI constants must be in different object files than the non-profiling MPI class member functions in the `libmpi.a` library to prevent multiple definitions of MPI class member function names when linking both `libmpi.a` and `libpmpi.a`. For example:

Example 16.7 `pmpi.cc`, to be compiled into `libmpi.a`.

```

int PMPI::Comm::Get_size() const
{
    // Implementation of MPI_COMM_SIZE
}

```

of the MPI C++ bindings is layered on top of MPI bindings in another language (such as C), or if the C++ bindings are layered on top of a profiling interface in another language, no extra profiling interface is necessary because the underlying MPI implementation already meets the MPI profiling interface requirements.

Native C++ MPI implementations that do not have access to other profiling interfaces must implement an interface that meets the requirements outlined in this section.

High-quality implementations can implement the interface outlined in this section in order to promote portable C++ profiling libraries. Implementors may wish to provide an option whether to build the C++ profiling interface or not; C++ implementations that are already layered on top of bindings in another language or another profiling interface will have to insert a third layer to implement the C++ profiling interface. (*End of advice to implementors.*)

To meet the requirements of the C++ MPI profiling interface, an implementation of the MPI functions *must*:

1. Provide a mechanism through which all of the MPI defined functions may be accessed with a name shift. Thus all of the MPI functions (which normally start with the prefix “MPI:.”) should also be accessible with the prefix “PMPI:.”
2. Ensure that those MPI functions which are not replaced may still be linked into an executable image without causing name clashes.
3. Document the implementation of different language bindings of the MPI interface if they are layered on top of each other, so that profiler developer knows whether they must implement the profile interface for each binding, or can economize by implementing it only for the lowest level routines.
4. Where the implementation of different language bindings is done through a layered approach (e.g., the C++ binding is a set of “wrapper” functions which call the C implementation), ensure that these wrapper functions are separable from the rest of the library.

This is necessary to allow a separate profiling library to be correctly implemented, since (at least with Unix linker semantics) the profiling library must contain these wrapper functions if it is to perform as expected. This requirement allows the author of the profiling library to extract these functions from the original MPI library and add them into the profiling library without bringing along any other unnecessary code.

5. Provide a no-op routine MPI::Pcontrol in the MPI library.

Advice to implementors. There are (at least) two apparent options for implementing the C++ profiling interface: inheritance or caching. An inheritance-based approach may not be attractive because it may require a virtual inheritance implementation of the communicator classes. Thus, it is most likely that implementors will cache PMPI objects on their corresponding MPI objects. The caching scheme is outlined below.

The “real” entry points to each routine can be provided within a namespace PMPI. The non-profiling version can then be provided within a namespace MPI.

```

1 C    send 100 rows and receive in column major order
2    CALL MPI_SENDRECV( a, 100, row1, myrank, 0, b, 100*100,
3    MPI_REAL, myrank, 0, MPI_COMM_WORLD, status, ierr)
4

```

Example 4.17 We manipulate an array of structures.

```

5
6
7 struct Partstruct
8 {
9     int    class; /* particle class */
10    double d[6]; /* particle coordinates */
11    char   b[7]; /* some additional information */
12    };
13
14 struct Partstruct    particle[1000];
15
16 int                i, dest, rank;
17 MPI_Comm           comm;
18
19
20 /* build datatype describing structure */
21
22 MPI_Datatype Particletype;
23 MPI_Datatype type[3] = {MPI_INT, MPI_DOUBLE, MPI_CHAR};
24 int          blocklen[3] = {1, 6, 7};
25 MPI_Aint     disp[3];
26 MPI_Aint     base;
27
28
29 /* compute displacements of structure components */
30
31 MPI_Address( particle, disp);
32 MPI_Address( particle[0].d, disp+1);
33 MPI_Address( particle[0].b, disp+2);
34 base = disp[0];
35 for (i=0; i <3; i++) disp[i] -= base;
36
37 MPI_Type_struct( 3, blocklen, disp, type, &Particletype);
38
39 /* If compiler does padding in mysterious ways,
40    the following may be safer */
41
42 MPI_Datatype type1[4] = {MPI_INT, MPI_DOUBLE, MPI_CHAR, MPI_UB};
43 int          blocklen1[4] = {1, 6, 7, 1};
44 MPI_Aint     disp1[4];
45
46 /* compute displacements of structure components */
47
48 MPI_Address( particle, disp1);

```

```

MPI_Address( particle[0].d, disp1+1);
MPI_Address( particle[0].b, disp1+2);
MPI_Address( particle+1, disp1+3);
base = disp1[0];
for (i=0; i <4; i++) disp1[i] -= base;

/* build datatype describing structure */

MPI_Type_struct( 4, blocklen1, disp1, type1, &Particletype);

        /* 4.1:
        send the entire array */

MPI_Type_commit( &Particletype);
MPI_Send( particle, 1000, Particletype, dest, tag, comm);

        /* 4.2:
        send only the entries of class zero particles,
        preceded by the number of such entries */

MPI_Datatype Zparticles; /* datatype describing all particles
                        with class zero (needs to be recomputed
                        if classes change) */

MPI_Datatype Ztype;

MPI_Aint      zdisp[1000];
int zblock[1000], j, k;
int zzbblock[2] = {1,1};
MPI_Aint      zzdisp[2];
MPI_Datatype zztype[2];

/* compute displacements of class zero particles */
j = 0;
for(i=0; i < 1000; i++)
    if (particle[i].class==0)
        {
            zdisp[j] = i;
            zblock[j] = 1;
            j++;
        }

/* create datatype for class zero particles */
MPI_Type_indexed( j, zblock, zdisp, Particletype, &Zparticles);

/* prepend particle count */
MPI_Address(&j, zzdisp);

```

The error handler `MPI::ERRORS_THROW_EXCEPTIONS` causes an `MPI::Exception` to be thrown for any MPI result code other than `MPI::SUCCESS`. The public interface to `MPI::Exception` class is defined as follows:

```

namespace MPI {
    class Exception {
    public:
        Exception(int error_code);

        int Get_error_code() const;
        int Get_error_class() const;
        const char *Get_error_string() const;
    };
};

```

Advice to implementors.

The exception will be thrown within the body of `MPI::ERRORS_THROW_EXCEPTIONS`. It is expected that control will be returned to the user when the exception is thrown. Some MPI functions specify certain return information in their parameters in the case of an error and `MPI_ERRORS_RETURN` is specified. The same type of return information must be provided when exceptions are thrown.

For example, `MPI_WAITALL` puts an error code for each request in the corresponding entry in the status array and returns `MPI_ERR_IN_STATUS`. When using `MPI::ERRORS_THROW_EXCEPTIONS`, it is expected that the error codes in the status array will be set appropriately before the exception is thrown.

(End of advice to implementors.)

16.1.9 Mixed-Language Operability

The C++ language interface provides functions listed below for mixed-language operability. These functions provide for a seamless transition between C and C++. For the case where the C++ class corresponding to `<CLASS>` has derived classes, functions are also provided for converting between the derived classes and the C `MPI_<CLASS>`.

```
MPI::<CLASS>& MPI::<CLASS>::operator=(const MPI_<CLASS>& data)
```

```
MPI::<CLASS>(const MPI_<CLASS>& data)
```

```
MPI::<CLASS>::operator MPI_<CLASS>() const
```

These functions are discussed in Section 16.3.4.

16.1.10 Profiling

This section specifies the requirements of a C++ profiling interface to MPI.

Advice to implementors. Since the main goal of profiling is to intercept function calls from user code, it is the implementor's decision how to layer the underlying implementation to allow function calls to be intercepted and profiled. If an implementation

`MPI::Comm::Clone()` The C++ language interface for MPI includes a new function `Clone()`. `MPI::Comm::Clone()` is a pure virtual function. For the derived communicator classes, `Clone()` behaves like `Dup()` except that it returns a new object by reference. The `Clone()` functions are prototyped as follows:

```
Comm& Comm::Clone() const = 0
Intracomm& Intracomm::Clone() const
Intercomm& Intercomm::Clone() const
Cartcomm& Cartcomm::Clone() const
Graphcomm& Graphcomm::Clone() const
```

Rationale. `Clone()` provides the “virtual dup” functionality that is expected by C++ programmers and library writers. Since `Clone()` returns a new object by reference, users are responsible for eventually deleting the object. A new name is introduced rather than changing the functionality of `Dup()`. (*End of rationale.*)

Advice to implementors. Within their class declarations, prototypes for `Clone()` and `Dup()` would look like the following:

```
namespace MPI {
  class Comm {
    virtual Comm& Clone() const = 0;
  };
  class Intracomm : public Comm {
    Intracomm Dup() const { ... };
    virtual Intracomm& Clone() const { ... };
  };
  class Intercomm : public Comm {
    Intercomm Dup() const { ... };
    virtual Intercomm& Clone() const { ... };
  };
  // Cartcomm and Graphcomm are similarly defined
};
```

(*End of advice to implementors.*)

16.1.8 Exceptions

The C++ language interface for MPI includes the predefined error handler `MPI::ERRORS_THROW_EXCEPTIONS` for use with the `Set_errhandler()` member functions. `MPI::ERRORS_THROW_EXCEPTIONS` can only be set or retrieved by C++ functions. If a non-C++ program causes an error that invokes the `MPI::ERRORS_THROW_EXCEPTIONS` error handler, the exception will pass up the calling stack until C++ code can catch it. If there is no C++ code to catch it, the behavior is undefined. In a multi-threaded environment or if a non-blocking MPI call throws an exception while making progress in the background, the behavior is implementation dependent.

```
1 MPI_Address(particle, zzdisp+1);
2 zztype[0] = MPI_INT;
3 zztype[1] = Zparticles;
4 MPI_Type_struct(2, zblock, zzdisp, zztype, &Ztype);
5
6 MPI_Type_commit( &Ztype);
7 MPI_Send( MPI_BOTTOM, 1, Ztype, dest, tag, comm);
8
9
10 /* A probably more efficient way of defining Zparticles */
11
12 /* consecutive particles with index zero are handled as one block */
13 j=0;
14 for (i=0; i < 1000; i++)
15   if (particle[i].index==0)
16     {
17       for (k=i+1; (k < 1000)&&(particle[k].index == 0) ; k++);
18       zdisp[j] = i;
19       zblock[j] = k-i;
20       j++;
21       i = k;
22     }
23 MPI_Type_indexed( j, zblock, zdisp, Particletype, &Zparticles);
24
25
26 /* 4.3:
27 send the first two coordinates of all entries */
28
29 MPI_Datatype Allpairs; /* datatype for all pairs of coordinates */
30
31 MPI_Aint sizeofentry;
32
33 MPI_Type_extent( Particletype, &sizeofentry);
34
35 /* sizeofentry can also be computed by subtracting the address
36 of particle[0] from the address of particle[1] */
37
38 MPI_Type_hvector( 1000, 2, sizeofentry, MPI_DOUBLE, &Allpairs);
39 MPI_Type_commit( &Allpairs);
40 MPI_Send( particle[0].d, 1, Allpairs, dest, tag, comm);
41
42 /* an alternative solution to 4.3 */
43
44 MPI_Datatype Onepair; /* datatype for one pair of coordinates, with
45 the extent of one particle entry */
46 MPI_Aint disp2[3];
47 MPI_Datatype type2[3] = {MPI_LB, MPI_DOUBLE, MPI_UB};
48 int blocklen2[3] = {1, 2, 1};
```



```

MPI_Address( particle, disp2);
MPI_Address( particle[0].d, disp2+1);
MPI_Address( particle+1, disp2+2);
base = disp2[0];
for (i=0; i<2; i++) disp2[i] -= base;

MPI_Type_struct( 3, blocklen2, disp2, type2, &Onepair);
MPI_Type_commit( &Onepair);
MPI_Send( particle[0].d, 1000, Onepair, dest, tag, comm);

```

Example 4.18 The same manipulations as in the previous example, but use absolute addresses in datatypes.

```

struct Partstruct
{
    int class;
    double d[6];
    char b[7];
};

struct Partstruct particle[1000];

        /* build datatype describing first array entry */

MPI_Datatype Particletype;
MPI_Datatype type[3] = {MPI_INT, MPI_DOUBLE, MPI_CHAR};
int          block[3] = {1, 6, 7};
MPI_Aint     disp[3];

MPI_Address( particle, disp);
MPI_Address( particle[0].d, disp+1);
MPI_Address( particle[0].b, disp+2);
MPI_Type_struct( 3, block, disp, type, &Particletype);

/* Particletype describes first array entry -- using absolute
   addresses */

        /* 5.1:
           send the entire array */

MPI_Type_commit( &Particletype);
MPI_Send( MPI_BOTTOM, 1000, Particletype, dest, tag, comm);

        /* 5.2:
           send the entries of class zero,

```

```

1 Types of communicators There are five different types of communicators: MPI::Comm,
2 MPI::Intercomm, MPI::Intracomm, MPI::Cartcomm, and MPI::Graphcomm. MPI::Comm is
3 the abstract base communicator class, encapsulating the functionality common to all MPI
4 communicators. MPI::Intercomm and MPI::Intracomm are derived from MPI::Comm.
5 MPI::Cartcomm and MPI::Graphcomm are derived from MPI::Intracomm.
6
7
8
9
10
11
12
13
14
15
16
17
18
19
20
21
22
23
24
25
26
27
28
29
30
31
32
33
34
35
36
37
38
39
40
41
42
43
44
45
46
47
48

```

Advice to users. Initializing a derived class with an instance of a base class is not legal in C++. For instance, it is not legal to initialize a Cartcomm from an Intracomm. Moreover, because MPI::Comm is an abstract base class, it is non-instantiable, so that it is not possible to have an object of class MPI::Comm. However, it is possible to have a reference or a pointer to an MPI::Comm.

Example 16.4 The following code is erroneous.

```

Intracomm intra = MPI::COMM_WORLD.Dup();
Cartcomm cart(intra);           // This is erroneous

```

(End of advice to users.)

MPI::COMM_NULL The specific type of MPI::COMM_NULL is implementation dependent. MPI::COMM_NULL must be able to be used in comparisons and initializations with all types of communicators. MPI::COMM_NULL must also be able to be passed to a function that expects a communicator argument in the parameter list (provided that MPI::COMM_NULL is an allowed value for the communicator argument).

Rationale. There are several possibilities for implementation of MPI::COMM_NULL. Specifying its required behavior, rather than its realization, provides maximum flexibility to implementors. *(End of rationale.)*

Example 16.5 The following example demonstrates the behavior of assignment and comparison using MPI::COMM_NULL.

```

MPI::Intercomm comm;
comm = MPI::COMM_NULL;           // assign with COMM_NULL
if (comm == MPI::COMM_NULL)     // true
    cout << "comm is NULL" << endl;
if (MPI::COMM_NULL == comm)     // note -- a different function!
    cout << "comm is still NULL" << endl;

```

Dup() is not defined as a member function of MPI::Comm, but it is defined for the derived classes of MPI::Comm. Dup() is not virtual and it returns its OUT parameter by value.

MPI datatype	Description
MPI::FLOAT_INT	C/C++ reduction type
MPI::DOUBLE_INT	C/C++ reduction type
MPI::LONG_INT	C/C++ reduction type
MPI::TWOINT	C/C++ reduction type
MPI::SHORT_INT	C/C++ reduction type
MPI::LONG_DOUBLE_INT	C/C++ reduction type
MPI::TWOREAL	Fortran reduction type
MPI::TWODOUBLE_PRECISION	Fortran reduction type
MPI::TWOINTEGER	Fortran reduction type
MPI::F_DOUBLE_COMPLEX	Optional Fortran type
MPI::INTEGER1	Explicit size type
MPI::INTEGER2	Explicit size type
MPI::INTEGER4	Explicit size type
MPI::INTEGER8	Explicit size type
MPI::REAL4	Explicit size type
MPI::REAL8	Explicit size type
MPI::REAL16	Explicit size type

Table 16.3: C++ names for other MPI datatypes. Implementations may also define other optional types (e.g., `MPI::INTEGER8`).

Logical:	MPI::LOGICAL, MPI::BOOL
Complex:	MPI::F_COMPLEX, MPI::COMPLEX, MPI::F_DOUBLE_COMPLEX, MPI::DOUBLE_COMPLEX, MPI::LONG_DOUBLE_COMPLEX
Byte:	MPI::BYTE

Valid datatypes for each reduction operation are specified below in terms of the groups defined above.

Op	Allowed Types
MPI::MAX, MPI::MIN	C integer, Fortran integer, Floating point
MPI::SUM, MPI::PROD	C integer, Fortran integer, Floating point, Complex
MPI::LAND, MPI::LOR, MPI::LXOR	C integer, Logical
MPI::BAND, MPI::BOR, MPI::BXOR	C integer, Fortran integer, Byte

`MPI::MINLOC` and `MPI::MAXLOC` perform just as their C and Fortran counterparts; see Section 5.9.4 on page 164.

16.1.7 Communicators

The `MPI::Comm` class hierarchy makes explicit the different kinds of communicators implicitly defined by MPI and allows them to be strongly typed. Since the original design of MPI defined only one type of handle for all types of communicators, the following clarifications are provided for the C++ design.

```

1           preceded by the number of such entries */
2
3 MPI_Datatype Zparticles, Ztype;
4
5 MPI_Aint zdisp[1000]
6 int zblock[1000], i, j, k;
7 int zzbblock[2] = {1,1};
8 MPI_Datatype zztype[2];
9 MPI_Aint      zzdisp[2];
10
11 j=0;
12 for (i=0; i < 1000; i++)
13     if (particle[i].index==0)
14     {
15         for (k=i+1; (k < 1000)&&(particle[k].index = 0) ; k++);
16         zdisp[j] = i;
17         zblock[j] = k-i;
18         j++;
19         i = k;
20     }
21 MPI_Type_indexed( j, zblock, zdisp, Particletype, &Zparticles);
22 /* Zparticles describe particles with class zero, using
23    their absolute addresses*/
24
25 /* prepend particle count */
26 MPI_Address(&j, zzdisp);
27 zzdisp[1] = MPI_BOTTOM;
28 zztype[0] = MPI_INT;
29 zztype[1] = Zparticles;
30 MPI_Type_struct(2, zzbblock, zzdisp, zztype, &Ztype);
31
32 MPI_Type_commit( &Ztype);
33 MPI_Send( MPI_BOTTOM, 1, Ztype, dest, tag, comm);
34
35
36 Example 4.19 Handling of unions.
37
38 union {
39     int    ival;
40     float fval;
41     } u[1000]
42
43 int    utype;
44
45 /* All entries of u have identical type; variable
46    utype keeps track of their current type */
47
48 MPI_Datatype  type[2];

```

```

int          blocklen[2] = {1,1};
MPI_Aint     disp[2];
MPI_Datatype mpi_utype[2];
MPI_Aint     i,j;

/* compute an MPI datatype for each possible union type;
   assume values are left-aligned in union storage. */

MPI_Address( u, &i);
MPI_Address( u+1, &j);
disp[0] = 0; disp[1] = j-i;
type[1] = MPI_UB;

type[0] = MPI_INT;
MPI_Type_struct(2, blocklen, disp, type, &mpi_utype[0]);

type[0] = MPI_FLOAT;
MPI_Type_struct(2, blocklen, disp, type, &mpi_utype[1]);

for(i=0; i<2; i++) MPI_Type_commit(&mpi_utype[i]);

/* actual communication */

MPI_Send(u, 1000, mpi_utype[utype], dest, tag, comm);

```

Example 4.20 This example shows how a datatype can be decoded. The routine `printdatatype` prints out the elements of the datatype. Note the use of `MPI_Type_free` for datatypes that are not predefined.

```

/*
   Example of decoding a datatype.

   Returns 0 if the datatype is predefined, 1 otherwise
*/
#include <stdio.h>
#include <stdlib.h>
#include "mpi.h"
int printdatatype( MPI_Datatype datatype )
{
    int *array_of_ints;
    MPI_Aint *array_of_adds;
    MPI_Datatype *array_of_dtypes;
    int num_ints, num_adds, num_dtypes, combiner;
    int i;

    MPI_Type_get_envelope( datatype,
                          &num_ints, &num_adds, &num_dtypes, &combiner );
    switch (combiner) {

```

MPI datatype	C datatype	C++ datatype
MPI::CHAR	char	char
MPI::SHORT	signed short	signed short
MPI::INT	signed int	signed int
MPI::LONG	signed long	signed long
MPI::LONG_LONG	signed long long	signed long long
MPI::SIGNED_CHAR	signed char	signed char
MPI::UNSIGNED_CHAR	unsigned char	unsigned char
MPI::UNSIGNED_SHORT	unsigned short	unsigned short
MPI::UNSIGNED	unsigned int	unsigned int
MPI::UNSIGNED_LONG	unsigned long	unsigned long int
MPI::UNSIGNED_LONG_LONG	unsigned long long	unsigned long long
MPI::FLOAT	float	float
MPI::DOUBLE	double	double
MPI::LONG_DOUBLE	long double	long double
MPI::BOOL		bool
MPI::COMPLEX		Complex<float>
MPI::DOUBLE_COMPLEX		Complex<double>
MPI::LONG_DOUBLE_COMPLEX		Complex<long double>
MPI::WCHAR	wchar_t	wchar_t
MPI::BYTE		
MPI::PACKED		

Table 16.1: C++ names for the MPI C and C++ predefined datatypes, and their corresponding C/C++ datatypes.

MPI datatype	Fortran datatype
MPI::INTEGER	INTEGER
MPI::REAL	REAL
MPI::DOUBLE_PRECISION	DOUBLE PRECISION
MPI::F_COMPLEX	COMPLEX
MPI::LOGICAL	LOGICAL
MPI::CHARACTER	CHARACTER(1)
MPI::BYTE	
MPI::PACKED	

Table 16.2: C++ names for the MPI Fortran predefined datatypes, and their corresponding Fortran 77 datatypes.

Example 16.3 Example using assignment operator. In this example, `MPI::Intracomm::Dup()` is *not* called for `foo_comm`. The object `foo_comm` is simply an alias for `MPI::COMM_WORLD`. But `bar_comm` is created with a call to `MPI::Intracomm::Dup()` and is therefore a different communicator than `foo_comm` (and thus different from `MPI::COMM_WORLD`). `baz_comm` becomes an alias for `bar_comm`. If one of `bar_comm` or `baz_comm` is freed with `MPI_COMM_FREE` it will be set to `MPI::COMM_NULL`. The state of the other handle will be undefined — it will be invalid, but not necessarily set to `MPI::COMM_NULL`.

```
MPI::Intracomm foo_comm, bar_comm, baz_comm;

foo_comm = MPI::COMM_WORLD;
bar_comm = MPI::COMM_WORLD.Dup();
baz_comm = bar_comm;
```

Comparison The comparison operators are prototyped as follows:

```
bool MPI::<CLASS>::operator==(const MPI::<CLASS>& data) const
bool MPI::<CLASS>::operator!=(const MPI::<CLASS>& data) const
```

The member function `operator==()` returns `true` only when the handles reference the same internal MPI object, `false` otherwise. `operator!=()` returns the boolean complement of `operator==()`. However, since the `Status` class is not a handle to an underlying MPI object, it does not make sense to compare `Status` instances. Therefore, the `operator==()` and `operator!=()` functions are not defined on the `Status` class.

Constants Constants are singleton objects and are declared `const`. Note that not all globally defined MPI objects are constant. For example, `MPI::COMM_WORLD` and `MPI::COMM_SELF` are not `const`.

16.1.6 C++ Datatypes

Table 16.1 lists all of the C++ predefined MPI datatypes and their corresponding C and C++ datatypes, Table 16.2 lists all of the Fortran predefined MPI datatypes and their corresponding Fortran 77 datatypes. Table 16.3 lists the C++ names for all other MPI datatypes.

`MPI::BYTE` and `MPI::PACKED` conform to the same restrictions as `MPI_BYTE` and `MPI_PACKED`, listed in Sections 3.2.2 on page 27 and Sections 4.2 on page 120, respectively.

The following table defines groups of MPI predefined datatypes:

C integer:	<code>MPI::INT</code> , <code>MPI::LONG</code> , <code>MPI::SHORT</code> , <code>MPI::UNSIGNED_SHORT</code> , <code>MPI::UNSIGNED</code> , <code>MPI::UNSIGNED_LONG</code> , <code>MPI::_LONG_LONG</code> , <code>MPI::UNSIGNED_LONG_LONG</code> , <code>MPI::SIGNED_CHAR</code> , <code>MPI::UNSIGNED_CHAR</code>
Fortran integer:	<code>MPI::INTEGER</code>
Floating point:	<code>MPI::FLOAT</code> , <code>MPI::DOUBLE</code> , <code>MPI::REAL</code> , <code>MPI::DOUBLE_PRECISION</code> , <code>MPI::LONG_DOUBLE</code>

```
1 case MPI_COMBINER_NAMED:
2     printf( "Datatype is named:" );
3     /* To print the specific type, we can match against the
4        predefined forms. We can NOT use a switch statement here
5        We could also use MPI_TYPE_GET_NAME if we preferred to use
6        names that the user may have changed.
7        */
8     if (datatype == MPI_INT) printf( "MPI_INT\n" );
9     else if (datatype == MPI_DOUBLE) printf( "MPI_DOUBLE\n" );
10    ... else test for other types ...
11    return 0;
12    break;
13 case MPI_COMBINER_STRUCT:
14 case MPI_COMBINER_STRUCT_INTEGER:
15     printf( "Datatype is struct containing" );
16     array_of_ints = (int *)malloc( num_ints * sizeof(int) );
17     array_of_adds =
18         (MPI_Aint *) malloc( num_adds * sizeof(MPI_Aint) );
19     array_of_dtypes = (MPI_Datatype *)
20         malloc( num_dtypes * sizeof(MPI_Datatype) );
21     MPI_Type_get_contents( datatype, num_ints, num_adds, num_dtypes,
22         array_of_ints, array_of_adds, array_of_dtypes );
23     printf( " %d datatypes:\n", array_of_ints[0] );
24     for (i=0; i<array_of_ints[0]; i++) {
25         printf( "blocklength %d, displacement %ld, type:\n",
26             array_of_ints[i+1], array_of_adds[i] );
27         if (printdatatype( array_of_dtypes[i] )) {
28             /* Note that we free the type ONLY if it
29                is not predefined */
30             MPI_Type_free( &array_of_dtypes[i] );
31         }
32     }
33     free( array_of_ints );
34     free( array_of_adds );
35     free( array_of_dtypes );
36     break;
37     ... other combiner values ...
38 default:
39     printf( "Unrecognized combiner type\n" );
40 }
41 return 1;
42 }
43 }
44 }
```

4.2 Pack and Unpack

Some existing communication libraries provide `pack/unpack` functions for sending noncontiguous data. In these, the user explicitly packs data into a contiguous buffer before sending

it, and unpacks it from a contiguous buffer after receiving it. Derived datatypes, which are described in Section 4.1, allow one, in most cases, to avoid explicit packing and unpacking. The user specifies the layout of the data to be sent or received, and the communication library directly accesses a noncontiguous buffer. The pack/unpack routines are provided for compatibility with previous libraries. Also, they provide some functionality that is not otherwise available in MPI. For instance, a message can be received in several parts, where the receive operation done on a later part may depend on the content of a former part. Another use is that outgoing messages may be explicitly buffered in user supplied space, thus overriding the system buffering policy. Finally, the availability of pack and unpack operations facilitates the development of additional communication libraries layered on top of MPI.

`MPI_PACK(inbuf, incount, datatype, outbuf, outsize, position, comm)`

IN	inbuf	input buffer start (choice)
IN	incount	number of input data items (non-negative integer)
IN	datatype	datatype of each input data item (handle)
OUT	outbuf	output buffer start (choice)
IN	outsize	output buffer size, in bytes (non-negative integer)
INOUT	position	current position in buffer, in bytes (integer)
IN	comm	communicator for packed message (handle)

```
int MPI_Pack(void* inbuf, int incount, MPI_Datatype datatype, void *outbuf,
            int outsize, int *position, MPI_Comm comm)
```

```
MPI_PACK(INBUF, INCOUNT, DATATYPE, OUTBUF, OUTSIZE, POSITION, COMM, IERROR)
<type> INBUF(*), OUTBUF(*)
INTEGER INCOUNT, DATATYPE, OUTSIZE, POSITION, COMM, IERROR
```

```
void MPI::Datatype::Pack(const void* inbuf, int incount, void *outbuf,
                        int outsize, int& position, const MPI::Comm &comm) const
```

Packs the message in the send buffer specified by `inbuf`, `incount`, `datatype` into the buffer space specified by `outbuf` and `outsize`. The input buffer can be any communication buffer allowed in `MPI_SEND`. The output buffer is a contiguous storage area containing `outsize` bytes, starting at the address `outbuf` (length is counted in bytes, not elements, as if it were a communication buffer for a message of type `MPI_PACKED`).

The input value of `position` is the first location in the output buffer to be used for packing. `position` is incremented by the size of the packed message, and the output value of `position` is the first location in the output buffer following the locations occupied by the packed message. The `comm` argument is the communicator that will be subsequently used for sending the packed message.

```
1 void foo()
2 {
3     MPI::Intracomm bar;
4
5     if (bar == MPI::COMM_NULL)
6         cout << "bar is MPI::COMM_NULL" << endl;
7 }
8
```

The destructor for each MPI user level object does *not* invoke the corresponding `MPI_*_FREE` function (if it exists).

Rationale. `MPI_*_FREE` functions are not automatically invoked for the following reasons:

1. Automatic destruction contradicts the shallow-copy semantics of the MPI classes.
2. The model put forth in MPI makes memory allocation and deallocation the responsibility of the user, not the implementation.
3. Calling `MPI_*_FREE` upon destruction could have unintended side effects, including triggering collective operations (this also affects the copy, assignment, and construction semantics). In the following example, we would want neither `foo_comm` nor `bar_comm` to automatically invoke `MPI_*_FREE` upon exit from the function.

```
void example_function()
{
    MPI::Intracomm foo_comm(MPI::COMM_WORLD), bar_comm;
    bar_comm = MPI::COMM_WORLD.Dup();
    // rest of function
}
```

(End of rationale.)

Copy / Assignment The copy constructor and assignment operator are prototyped as follows:

```
MPI::<CLASS>(const MPI::<CLASS>& data)
```

```
MPI::<CLASS>& MPI::<CLASS>::operator=(const MPI::<CLASS>& data)
```

In terms of copying and assignment, opaque MPI user level objects behave like handles. Copy constructors perform handle-based (shallow) copies. `MPI::Status` objects are exceptions to this rule. These objects perform deep copies for assignment and copy construction.

Advice to implementors. Each MPI user level object is likely to contain, by value or by reference, implementation-dependent state information. The assignment and copying of MPI object handles may simply copy this value (or reference). *(End of advice to implementors.)*

it can be called). However, users concerned about this performance penalty can force compile-time function binding. (*End of rationale.*)

Example 16.1 Example showing a derived MPI class.

```
class foo_comm : public MPI::Intracomm {
public:
    void Send(const void* buf, int count, const MPI::Datatype& type,
              int dest, int tag) const
    {
        // Class library functionality
        MPI::Intracomm::Send(buf, count, type, dest, tag);
        // More class library functionality
    }
};
```

Advice to implementors. Implementors must be careful to avoid unintended side effects from class libraries that use inheritance, especially in layered implementations. For example, if MPI_BCAST is implemented by repeated calls to MPI_SEND or MPI_RECV, the behavior of MPI_BCAST cannot be changed by derived communicator classes that might redefine MPI_SEND or MPI_RECV. The implementation of MPI_BCAST must explicitly use the MPI_SEND (or MPI_RECV) of the base MPI::Comm class. (*End of advice to implementors.*)

16.1.5 Semantics

The semantics of the member functions constituting the C++ language binding for MPI are specified by the MPI function description itself. Here, we specify the semantics for those portions of the C++ language interface that are not part of the language binding. In this subsection, functions are prototyped using the type MPI::<CLASS> rather than listing each function for every MPI class; the word <CLASS> can be replaced with any valid MPI class name (e.g., Group), except as noted.

Construction / Destruction The default constructor and destructor are prototyped as follows:

```
MPI::<CLASS>()
~MPI::<CLASS>()
```

In terms of construction and destruction, opaque MPI user level objects behave like handles. Default constructors for all MPI objects except MPI::Status create corresponding MPI:*_NULL handles. That is, when an MPI object is instantiated, comparing it with its corresponding MPI:*_NULL object will return true. The default constructors do not create new MPI opaque objects. Some classes have a member function Create() for this purpose.

Example 16.2 In the following code fragment, the test will return true and the message will be sent to cout.

```
MPI_UNPACK(inbuf, insize, position, outbuf, outcount, datatype, comm)
    IN      inbuf          input buffer start (choice)
    IN      insize         size of input buffer, in bytes (non-negative integer)
    INOUT   position       current position in bytes (integer)
    OUT     outbuf         output buffer start (choice)
    IN      outcount       number of items to be unpacked (integer)
    IN      datatype       datatype of each output data item (handle)
    IN      comm           communicator for packed message (handle)

int MPI_Unpack(void* inbuf, int insize, int *position, void *outbuf,
               int outcount, MPI_Datatype datatype, MPI_Comm comm)

MPI_UNPACK(INBUF, INSIZE, POSITION, OUTBUF, OUTCOUNT, DATATYPE, COMM,
           IERROR)
    <type> INBUF(*), OUTBUF(*)
    INTEGER INSIZE, POSITION, OUTCOUNT, DATATYPE, COMM, IERROR

void MPI::Datatype::Unpack(const void* inbuf, int insize, void *outbuf,
                           int outcount, int& position, const MPI::Comm& comm) const
```

Unpacks a message into the receive buffer specified by outbuf, outcount, datatype from the buffer space specified by inbuf and insize. The output buffer can be any communication buffer allowed in MPI_RECV. The input buffer is a contiguous storage area containing insize bytes, starting at address inbuf. The input value of position is the first location in the input buffer occupied by the packed message. position is incremented by the size of the packed message, so that the output value of position is the first location in the input buffer after the locations occupied by the message that was unpacked. comm is the communicator used to receive the packed message.

Advice to users. Note the difference between MPI_RECV and MPI_UNPACK: in MPI_RECV, the count argument specifies the maximum number of items that can be received. The actual number of items received is determined by the length of the incoming message. In MPI_UNPACK, the count argument specifies the actual number of items that are unpacked; the “size” of the corresponding message is the increment in position. The reason for this change is that the “incoming message size” is not predetermined since the user decides how much to unpack; nor is it easy to determine the “message size” from the number of items to be unpacked. In fact, in a heterogeneous system, this number may not be determined *a priori*. (*End of advice to users.*)

To understand the behavior of pack and unpack, it is convenient to think of the data part of a message as being the sequence obtained by concatenating the successive values sent in that message. The pack operation stores this sequence in the buffer space, as if sending the message to that buffer. The unpack operation retrieves this sequence from buffer space, as if receiving a message from that buffer. (It is helpful to think of internal Fortran files or sscanf in C, for a similar function.)

Several messages can be successively packed into one **packing unit**. This is effected by several successive **related** calls to `MPI_PACK`, where the first call provides `position = 0`, and each successive call inputs the value of `position` that was output by the previous call, and the same values for `outbuf`, `outcount` and `comm`. This packing unit now contains the equivalent information that would have been stored in a message by one send call with a send buffer that is the “concatenation” of the individual send buffers.

A packing unit can be sent using type `MPI_PACKED`. Any point to point or collective communication function can be used to move the sequence of bytes that forms the packing unit from one process to another. This packing unit can now be received using any receive operation, with any datatype: the type matching rules are relaxed for messages sent with type `MPI_PACKED`.

A message sent with any type (including `MPI_PACKED`) can be received using the type `MPI_PACKED`. Such a message can then be unpacked by calls to `MPI_UNPACK`.

A packing unit (or a message created by a regular, “typed” send) can be unpacked into several successive messages. This is effected by several successive related calls to `MPI_UNPACK`, where the first call provides `position = 0`, and each successive call inputs the value of `position` that was output by the previous call, and the same values for `inbuf`, `insize` and `comm`.

The concatenation of two packing units is not necessarily a packing unit; nor is a substring of a packing unit necessarily a packing unit. Thus, one cannot concatenate two packing units and then unpack the result as one packing unit; nor can one unpack a substring of a packing unit as a separate packing unit. Each packing unit, that was created by a related sequence of pack calls, or by a regular send, must be unpacked as a unit, by a sequence of related unpack calls.

Rationale. The restriction on “atomic” packing and unpacking of packing units allows the implementation to add at the head of packing units additional information, such as a description of the sender architecture (to be used for type conversion, in a heterogeneous environment) (*End of rationale.*)

The following call allows the user to find out how much space is needed to pack a message and, thus, manage space allocation for buffers.

`MPI_PACK_SIZE`(`incount`, `datatype`, `comm`, `size`)

IN	<code>incount</code>	count argument to packing call (non-negative integer)
IN	<code>datatype</code>	datatype argument to packing call (handle)
IN	<code>comm</code>	communicator argument to packing call (handle)
OUT	<code>size</code>	upper bound on size of packed message, in bytes (non-negative integer)

```
int MPI_Pack_size(int incount, MPI_Datatype datatype, MPI_Comm comm,
                 int *size)
```

```
MPI_PACK_SIZE(INCOUNT, DATATYPE, COMM, SIZE, IERROR)
INTEGER INCOUNT, DATATYPE, COMM, SIZE, IERROR
```

```
int MPI::Datatype::Pack_size(int incount, const MPI::Comm& comm) const
```

16.1.3 C++ Classes for MPI

All MPI classes, constants, and functions are declared within the scope of an MPI **namespace**. Thus, instead of the `MPI_` prefix that is used in C and Fortran, MPI functions essentially have an `MPI::` prefix.

The members of the MPI namespace are those classes corresponding to objects implicitly used by MPI. An abbreviated definition of the MPI namespace and its member classes is as follows:

```
namespace MPI {
    class Comm { ... };
    class Intracomm : public Comm { ... };
    class Graphcomm : public Intracomm { ... };
    class Cartcomm : public Intracomm { ... };
    class Intercomm : public Comm { ... };
    class Datatype { ... };
    class Errhandler { ... };
    class Exception { ... };
    class File { ... };
    class Group { ... };
    class Info { ... };
    class Op { ... };
    class Request { ... };
    class Prerequest : public Request { ... };
    class Grequest : public Request { ... };
    class Status { ... };
    class Win { ... };
};
```

Note that there are a small number of derived classes, and that virtual inheritance is *not* used.

16.1.4 Class Member Functions for MPI

Besides the member functions which constitute the C++ language bindings for MPI, the C++ language interface has additional functions (as required by the C++ language). In particular, the C++ language interface must provide a constructor and destructor, an assignment operator, and comparison operators.

The complete set of C++ language bindings for MPI is presented in Annex A.4. The bindings take advantage of some important C++ features, such as references and `const`. Declarations (which apply to all MPI member classes) for construction, destruction, copying, assignment, comparison, and mixed-language operability are also provided.

Except where indicated, all non-static member functions (except for constructors and the assignment operator) of MPI member classes are virtual functions.

Rationale. Providing virtual member functions is an important part of design for inheritance. Virtual functions can be bound at run-time, which allows users of libraries to re-define the behavior of objects already contained in a library. There is a small performance penalty that must be paid (the virtual function must be looked up before

Chapter 16

Language Bindings

16.1 C++

16.1.1 Overview

There are some issues specific to C++ that must be considered in the design of an interface that go beyond the simple description of language bindings. In particular, in C++, we must be concerned with the design of objects and their interfaces, rather than just the design of a language-specific functional interface to MPI. Fortunately, the design of MPI was based on the notion of objects, so a natural set of classes is already part of MPI.

MPI-2 includes C++ bindings as part of its function specifications. In some cases, MPI-2 provides new names for the C bindings of MPI-1 functions. In this case, the C++ binding matches the new C name — there is no binding for the deprecated name.

16.1.2 Design

The C++ language interface for MPI is designed according to the following criteria:

1. The C++ language interface consists of a small set of classes with a lightweight functional interface to MPI. The classes are based upon the fundamental MPI object types (e.g., communicator, group, etc.).
2. The MPI C++ language bindings provide a semantically correct interface to MPI.
3. To the greatest extent possible, the C++ bindings for MPI functions are member functions of MPI classes.

Rationale. Providing a lightweight set of MPI objects that correspond to the basic MPI types is the best fit to MPI's implicit object-based design; methods can be supplied for these objects to realize MPI functionality. The existing C bindings can be used in C++ programs, but much of the expressive power of the C++ language is forfeited. On the other hand, while a comprehensive class library would make user programming more elegant, such a library it is not suitable as a language binding for MPI since a binding must provide a direct and unambiguous mapping to the specified functionality of MPI. (*End of rationale.*)

1
2
3
4
5
6
7
8
9
10
11
12
13
14
15
16
17
18
19
20
21
22
23
24
25
26
27
28
29
30
31
32
33
34
35
36
37
38
39
40
41
42
43
44
45
46
47
48

1 A call to `MPI_PACK_SIZE(incount, datatype, comm, size)` returns in `size` an upper bound
2 on the increment in `position` that is effected by a call to `MPI_PACK(inbuf, incount, datatype,`
3 `outbuf, outcount, position, comm)`.

5 *Rationale.* The call returns an upper bound, rather than an exact bound, since the
6 exact amount of space needed to pack the message may depend on the context (e.g.,
7 first message packed in a packing unit may take more space). (*End of rationale.*)

9 **Example 4.21** An example using `MPI_PACK`.

```
10 int position, i, j, a[2];
11 char buff[1000];
12 ....
13
14 MPI_Comm_rank(MPI_COMM_WORLD, &myrank);
15 if (myrank == 0)
16 {
17     /* SENDER CODE */
18
19     position = 0;
20     MPI_Pack(&i, 1, MPI_INT, buff, 1000, &position, MPI_COMM_WORLD);
21     MPI_Pack(&j, 1, MPI_INT, buff, 1000, &position, MPI_COMM_WORLD);
22     MPI_Send(buff, position, MPI_PACKED, 1, 0, MPI_COMM_WORLD);
23 }
24 else /* RECEIVER CODE */
25     MPI_Recv(a, 2, MPI_INT, 0, 0, MPI_COMM_WORLD)
26
27 }
28
```

29 **Example 4.22** An elaborate example.

```
30
31 int position, i;
32 float a[1000];
33 char buff[1000]
34 ....
35
36 MPI_Comm_rank(MPI_Comm_world, &myrank);
37 if (myrank == 0)
38 {
39     /* SENDER CODE */
40
41     int len[2];
42     MPI_Aint disp[2];
43     MPI_Datatype type[2], newtype;
44
45     /* build datatype for i followed by a[0]...a[i-1] */
46
47     len[0] = 1;
48     len[1] = i;
```

```

MPI_Address( &i, disp);          1          1
MPI_Address( a, disp+1);        2          2
type[0] = MPI_INT;              3          3
type[1] = MPI_FLOAT;           4          4
MPI_Type_struct( 2, len, disp, type, &newtype); 5          5
MPI_Type_commit( &newtype);    6          6

/* Pack i followed by a[0]...a[i-1]*/ 7          7

position = 0;                   8          8
MPI_Pack( MPI_BOTTOM, 1, newtype, buff, 1000, &position, MPI_COMM_WORLD); 9          9

/* Send */                      10         10

MPI_Send( buff, position, MPI_PACKED, 1, 0, 11         11
          MPI_COMM_WORLD)      12         12

/* *****                      13         13
   One can replace the last three lines with
   MPI_Send( MPI_BOTTOM, 1, newtype, 1, 0, MPI_COMM_WORLD);
   ***** */                  14         14
}                                15         15
else if (myrank == 1)          16         16
{                                17         17
    /* RECEIVER CODE */        18         18

    MPI_Status status;         19         19

    /* Receive */              20         20

    MPI_Recv( buff, 1000, MPI_PACKED, 0, 0, &status); 21         21

    /* Unpack i */             22         22

    position = 0;              23         23
    MPI_Unpack(buff, 1000, &position, &i, 1, MPI_INT, MPI_COMM_WORLD); 24         24

    /* Unpack a[0]...a[i-1] */ 25         25
    MPI_Unpack(buff, 1000, &position, a, i, MPI_FLOAT, MPI_COMM_WORLD); 26         26
}                                27         27

Example 4.23 Each process sends a count, followed by count characters to the root; the
root concatenates all characters into one string.

```

```

int count, gsize, counts[64], totalcount, k1, k2, k,
    displs[64], position, concat_pos;
char chr[100], *lbuf, *rbuf, *cbuf;
...

```

In the C language, the user routine should be a C function of type `MPI_Handler_function`, which is defined as:

```
typedef void (MPI_Handler_function)(MPI_Comm *, int *, ...);
```

The first argument is the communicator in use, the second is the error code to be returned.

In the Fortran language, the user routine should be of the form:

```
SUBROUTINE HANDLER_FUNCTION(COMM, ERROR_CODE, .....)
  INTEGER COMM, ERROR_CODE
```

The following function is deprecated and is superseded by `MPI_COMM_SET_ERRHANDLER` in MPI-2.0. The language independent definition of the deprecated function is the same as of the new function, except of the function name. The language bindings are modified.

```
MPI_ERRHANDLER_SET( comm, errhandler )
```

```
  INOUT  comm          communicator to set the error handler for (handle)
  IN     errhandler    new MPI error handler for communicator (handle)
```

```
int MPI_Errhandler_set(MPI_Comm comm, MPI_Errhandler errhandler)
```

```
MPI_ERRHANDLER_SET(COMM, ERRHANDLER, IERROR)
  INTEGER COMM, ERRHANDLER, IERROR
```

Associates the new error handler `errhandler` with communicator `comm` at the calling process. Note that an error handler is always associated with the communicator.

The following function is deprecated and is superseded by `MPI_COMM_GET_ERRHANDLER` in MPI-2.0. The language independent definition of the deprecated function is the same as of the new function, except of the function name. The language bindings are modified.

```
MPI_ERRHANDLER_GET( comm, errhandler )
```

```
  IN     comm          communicator to get the error handler from (handle)
  OUT   errhandler    MPI error handler currently associated with commu-
                      nicator (handle)
```

```
int MPI_Errhandler_get(MPI_Comm comm, MPI_Errhandler *errhandler)
```

```
MPI_ERRHANDLER_GET(COMM, ERRHANDLER, IERROR)
  INTEGER COMM, ERRHANDLER, IERROR
```

Returns in `errhandler` (a handle to) the error handler that is currently associated with communicator `comm`.

```
1  MPI_Comm_size(comm, &gsize);
2  MPI_Comm_rank(comm, &myrank);
3
4      /* allocate local pack buffer */
5  MPI_Pack_size(1, MPI_INT, comm, &k1);
6  MPI_Pack_size(count, MPI_CHAR, comm, &k2);
7  k = k1+k2;
8  lbuf = (char *)malloc(k);
9
10     /* pack count, followed by count characters */
11  position = 0;
12  MPI_Pack(&count, 1, MPI_INT, lbuf, k, &position, comm);
13  MPI_Pack(chr, count, MPI_CHAR, lbuf, k, &position, comm);
14
15  if (myrank != root) {
16      /* gather at root sizes of all packed messages */
17      MPI_Gather( &position, 1, MPI_INT, NULL, NULL,
18                NULL, root, comm);
19
20      /* gather at root packed messages */
21      MPI_Gatherv( &lbuf, position, MPI_PACKED, NULL,
22                 NULL, NULL, root, comm);
23
24  } else { /* root code */
25      /* gather sizes of all packed messages */
26      MPI_Gather( &position, 1, MPI_INT, counts, 1,
27                MPI_INT, root, comm);
28
29      /* gather all packed messages */
30      displs[0] = 0;
31      for (i=1; i < gsize; i++)
32          displs[i] = displs[i-1] + counts[i-1];
33      totalcount = displs[gsize-1] + counts[gsize-1];
34      rbuf = (char *)malloc(totalcount);
35      cbuf = (char *)malloc(totalcount);
36      MPI_Gatherv( lbuf, position, MPI_PACKED, rbuf,
37                  counts, displs, MPI_PACKED, root, comm);
38
39      /* unpack all messages and concatenate strings */
40      concat_pos = 0;
41      for (i=0; i < gsize; i++) {
42          position = 0;
43          MPI_Unpack( rbuf+displs[i], totalcount-displs[i],
44                    &position, &count, 1, MPI_INT, comm);
45          MPI_Unpack( rbuf+displs[i], totalcount-displs[i],
46                    &position, cbuf+concat_pos, count, MPI_CHAR, comm);
47          concat_pos += count;
48      }
49  }
```

```

    cbuf[concat_pos] = '\0';
}

```

4.3 Canonical MPI_PACK and MPI_UNPACK

These functions read/write data to/from the buffer in the “external32” data format specified in Section 13.5.2, and calculate the size needed for packing. Their first arguments specify the data format, for future extensibility, but currently the only valid value of the `datarep` argument is “external32.”

Advice to users. These functions could be used, for example, to send typed data in a portable format from one MPI implementation to another. (*End of advice to users.*)

The buffer will contain exactly the packed data, without headers. `MPI_BYTE` should be used to send and receive data that is packed using `MPI_PACK_EXTERNAL`.

Rationale. `MPI_PACK_EXTERNAL` specifies that there is no header on the message and further specifies the exact format of the data. Since `MPI_PACK` may (and is allowed to) use a header, the datatype `MPI_PACKED` cannot be used for data packed with `MPI_PACK_EXTERNAL`. (*End of rationale.*)

```

MPI_PACK_EXTERNAL(datarep, inbuf, incount, datatype, outbuf, outsize, position )

```

IN	<code>datarep</code>	data representation (string)
IN	<code>inbuf</code>	input buffer start (choice)
IN	<code>incount</code>	number of input data items (integer)
IN	<code>datatype</code>	datatype of each input data item (handle)
OUT	<code>outbuf</code>	output buffer start (choice)
IN	<code>outsize</code>	output buffer size, in bytes (integer)
INOUT	<code>position</code>	current position in buffer, in bytes (integer)

```

int MPI_Pack_external(char *datarep, void *inbuf, int incount,
                    MPI_Datatype datatype, void *outbuf, MPI_Aint outsize,
                    MPI_Aint *position)

```

```

MPI_PACK_EXTERNAL(DATAREP, INBUF, INCOUNT, DATATYPE, OUTBUF, OUTSIZE,
                 POSITION, IERROR)
INTEGER INCOUNT, DATATYPE, IERROR
INTEGER(KIND=MPI_ADDRESS_KIND) OUTSIZE, POSITION
CHARACTER*(*) DATAREP
<type> INBUF(*), OUTBUF(*)

```

```

void MPI::Datatype::Pack_external(const char* datarep, const void* inbuf,
                                int incount, void* outbuf, MPI::Aint outsize,
                                MPI::Aint& position) const

```

```

MPI_ATTR_GET(comm, keyval, attribute_val, flag)

```

IN	<code>comm</code>	communicator to which attribute is attached (handle)
IN	<code>keyval</code>	key value (integer)
OUT	<code>attribute_val</code>	attribute value, unless <code>flag = false</code>
OUT	<code>flag</code>	<code>true</code> if an attribute value was extracted; <code>false</code> if no attribute is associated with the key

```

int MPI_Attr_get(MPI_Comm comm, int keyval, void *attribute_val, int *flag)

```

```

MPI_ATTR_GET(COMM, KEYVAL, ATTRIBUTE_VAL, FLAG, IERROR)
INTEGER COMM, KEYVAL, ATTRIBUTE_VAL, IERROR
LOGICAL FLAG

```

The following function is deprecated and is superseded by `MPI_COMM_DELETE_ATTR` in MPI-2.0. The language independent definition of the deprecated function is the same as of the new function, except of the function name. The language bindings are modified.

```

MPI_ATTR_DELETE(comm, keyval)

```

INOUT	<code>comm</code>	communicator to which attribute is attached (handle)
IN	<code>keyval</code>	The key value of the deleted attribute (integer)

```

int MPI_Attr_delete(MPI_Comm comm, int keyval)

```

```

MPI_ATTR_DELETE(COMM, KEYVAL, IERROR)
INTEGER COMM, KEYVAL, IERROR

```

The following function is deprecated and is superseded by `MPI_COMM_CREATE_ERRHANDLER` in MPI-2.0. The language independent definition of the deprecated function is the same as of the new function, except of the function name. The language bindings are modified.

```

MPI_ERRHANDLER_CREATE( function, errhandler )

```

IN	<code>function</code>	user defined error handling procedure
OUT	<code>errhandler</code>	MPI error handler (handle)

```

int MPI_Errhandler_create(MPI_Handler_function *function,
                        MPI_Errhandler *errhandler)

```

```

MPI_ERRHANDLER_CREATE(FUNCTION, ERRHANDLER, IERROR)
EXTERNAL FUNCTION
INTEGER ERRHANDLER, IERROR

```

Register the user routine function for use as an MPI exception handler. Returns in `errhandler` a handle to the registered exception handler.

Analogous to `copy_fn` is a callback deletion function, defined as follows. The `delete_fn` function is invoked when a communicator is deleted by `MPI_COMM_FREE` or when a call is made explicitly to `MPI_ATTR_DELETE`. `delete_fn` should be of type `MPI_Delete_function`, which is defined as follows:

```
typedef int MPI_Delete_function(MPI_Comm comm, int keyval,
void *attribute_val, void *extra_state);
```

A Fortran declaration for such a function is as follows:

```
SUBROUTINE DELETE_FUNCTION(COMM, KEYVAL, ATTRIBUTE_VAL, EXTRA_STATE, IERR)
  INTEGER COMM, KEYVAL, ATTRIBUTE_VAL, EXTRA_STATE, IERR
```

`delete_fn` may be specified as `MPI_NULL_DELETE_FN` from either C or FORTRAN; `MPI_NULL_DELETE_FN` is a function that does nothing, other than returning `MPI_SUCCESS`. Note that `MPI_NULL_DELETE_FN` is also deprecated.

The following function is deprecated and is superseded by `MPI_COMM_FREE_KEYVAL` in MPI-2.0. The language independent definition of the deprecated function is the same as of the new function, except of the function name. The language bindings are modified.

```
MPI_KEYVAL_FREE(keyval)
```

```
  INOUT  keyval          Frees the integer key value (integer)
```

```
int MPI_Keyval_free(int *keyval)
```

```
MPI_KEYVAL_FREE(KEYVAL, IERROR)
```

```
  INTEGER KEYVAL, IERROR
```

The following function is deprecated and is superseded by `MPI_COMM_SET_ATTR` in MPI-2.0. The language independent definition of the deprecated function is the same as of the new function, except of the function name. The language bindings are modified.

```
MPI_ATTR_PUT(comm, keyval, attribute_val)
```

```
  INOUT  comm           communicator to which attribute will be attached (handle)
```

```
  IN      keyval        key value, as returned by
                        MPI_KEYVAL_CREATE (integer)
```

```
  IN      attribute_val attribute value
```

```
int MPI_Attr_put(MPI_Comm comm, int keyval, void* attribute_val)
```

```
MPI_ATTR_PUT(COMM, KEYVAL, ATTRIBUTE_VAL, IERROR)
```

```
  INTEGER COMM, KEYVAL, ATTRIBUTE_VAL, IERROR
```

The following function is deprecated and is superseded by `MPI_COMM_GET_ATTR` in MPI-2.0. The language independent definition of the deprecated function is the same as of the new function, except of the function name. The language bindings are modified.

```
MPI_UNPACK_EXTERNAL(datarep, inbuf, insize, position, outbuf, ousize, position )
```

```
  IN      datarep       data representation (string)
```

```
  IN      inbuf         input buffer start (choice)
```

```
  IN      insize       input buffer size, in bytes (integer)
```

```
  INOUT   position     current position in buffer, in bytes (integer)
```

```
  OUT     outbuf       output buffer start (choice)
```

```
  IN      outcount     number of output data items (integer)
```

```
  IN      datatype     datatype of output data item (handle)
```

```
int MPI_Unpack_external(char *datarep, void *inbuf, MPI_Aint insize,
MPI_Aint *position, void *outbuf, int outcount,
MPI_Datatype datatype)
```

```
MPI_UNPACK_EXTERNAL(DATAREP, INBUF, INSIZE, POSITION, OUTBUF, OUTCOUNT,
DATATYPE, IERROR)
```

```
  INTEGER OUTCOUNT, DATATYPE, IERROR
```

```
  INTEGER(KIND=MPI_ADDRESS_KIND) INSIZE, POSITION
```

```
  CHARACTER*(*) DATAREP
```

```
  <type> INBUF(*), OUTBUF(*)
```

```
void MPI::Datatype::Unpack_external(const char* datarep, const void* inbuf,
MPI::Aint insize, MPI::Aint& position, void* outbuf,
int outcount) const
```

```
MPI_PACK_EXTERNAL_SIZE( datarep, incount, datatype, size )
```

```
  IN      datarep       data representation (string)
```

```
  IN      incount       number of input data items (integer)
```

```
  IN      datatype     datatype of each input data item (handle)
```

```
  OUT     size         output buffer size, in bytes (integer)
```

```
int MPI_Pack_external_size(char *datarep, int incount,
MPI_Datatype datatype, MPI_Aint *size)
```

```
MPI_PACK_EXTERNAL_SIZE(DATAREP, INCOUNT, DATATYPE, SIZE, IERROR)
```

```
  INTEGER INCOUNT, DATATYPE, IERROR
```

```
  INTEGER(KIND=MPI_ADDRESS_KIND) SIZE
```

```
  CHARACTER*(*) DATAREP
```

```
MPI::Aint MPI::Datatype::Pack_external_size(const char* datarep,
int incount) const
```

Chapter 5

Collective Communication

5.1 Introduction and Overview

Collective communication is defined as communication that involves a group or groups of processes. The functions of this type provided by MPI are the following:

- **MPI_BARRIER**: Barrier synchronization across all members of a group (Section 5.3).
- **MPI_BCAST**: Broadcast from one member to all members of a group (Section 5.4). This is shown as “broadcast” in Figure 5.1.
- **MPI_GATHER**, **MPI_GATHERV**: Gather data from all members of a group to one member (Section 5.5). This is shown as “gather” in Figure 5.1.
- **MPI_SCATTER**, **MPI_SCATTERV**: Scatter data from one member to all members of a group (Section 5.6). This is shown as “scatter” in Figure 5.1.
- **MPI_ALLGATHER**, **MPI_ALLGATHERV**: A variation on Gather where all members of a group receive the result (Section 5.7). This is shown as “allgather” in Figure 5.1.
- **MPI_ALLTOALL**, **MPI_ALLTOALLV**, **MPI_ALLTOALLW**: Scatter/Gather data from all members to all members of a group (also called complete exchange or all-to-all) (Section 5.8). This is shown as “alltoall” in Figure 5.1.
- **MPI_ALLREDUCE**, **MPI_REDUCE**: Global reduction operations such as sum, max, min, or user-defined functions, where the result is returned to all members of a group and a variation where the result is returned to only one member (Section 5.9).
- **MPI_REDUCE_SCATTER**: A combined reduction and scatter operation (Section 5.10).
- **MPI_SCAN**, **MPI_EXSCAN**: Scan across all members of a group (also called prefix) (Section 5.11).

One of the key arguments in a call to a collective routine is a communicator that defines the group or groups of participating processes and provides a context for the operation. This is discussed further in Section 5.2. The syntax and semantics of the collective operations are defined to be consistent with the syntax and semantics of the point-to-point operations. Thus, general datatypes are allowed and must match between sending and receiving processes as specified in Chapter 4. Several collective routines such as broadcast

```
1 MPI_TYPE_UB( datatype, displacement)
2
3   IN    datatype          datatype (handle)
4   OUT   displacement      displacement of upper bound from origin, in bytes (in-
5                                     teger)
```

```
6
7 int MPI_Type_ub(MPI_Datatype datatype, MPI_Aint* displacement)
```

```
8
9 MPI_TYPE_UB( DATATYPE, DISPLACEMENT, IERROR)
10 INTEGER DATATYPE, DISPLACEMENT, IERROR
```

The following function is deprecated and is superseded by **MPI_COMM_CREATE_KEYVAL** in MPI-2.0. The language independent definition of the deprecated function is the same as of the new function, except of the function name. The language bindings are modified.

```
16
17 MPI_KEYVAL_CREATE(copy_fn, delete_fn, keyval, extra_state)
```

```
18   IN    copy_fn           Copy callback function for keyval
19   IN    delete_fn        Delete callback function for keyval
20   OUT   keyval            key value for future access (integer)
21   IN    extra_state       Extra state for callback functions
```

```
22
23 int MPI_Keyval_create(MPI_Copy_function *copy_fn, MPI_Delete_function
24                      *delete_fn, int *keyval, void* extra_state)
```

```
25
26 MPI_KEYVAL_CREATE(COPY_FN, DELETE_FN, KEYVAL, EXTRA_STATE, IERROR)
27 EXTERNAL COPY_FN, DELETE_FN
28 INTEGER KEYVAL, EXTRA_STATE, IERROR
```

The `copy_fn` function is invoked when a communicator is duplicated by **MPI_COMM_DUP**. `copy_fn` should be of type `MPI_Copy_function`, which is defined as follows:

```
31
32 typedef int MPI_Copy_function(MPI_Comm oldcomm, int keyval,
33                               void *extra_state, void *attribute_val_in,
34                               void *attribute_val_out, int *flag)
```

```
35
36 A Fortran declaration for such a function is as follows:
37
38 SUBROUTINE COPY_FUNCTION(OLDCOMM, KEYVAL, EXTRA_STATE, ATTRIBUTE_VAL_IN,
39                          ATTRIBUTE_VAL_OUT, FLAG, IERR)
40   INTEGER OLDCOMM, KEYVAL, EXTRA_STATE, ATTRIBUTE_VAL_IN,
41           ATTRIBUTE_VAL_OUT, IERR
42   LOGICAL FLAG
```

`copy_fn` may be specified as `MPI_NULL_COPY_FN` or `MPI_DUP_FN` from either C or FORTRAN; `MPI_NULL_COPY_FN` is a function that does nothing other than returning `flag = 0` and `MPI_SUCCESS`. `MPI_DUP_FN` is a simple-minded copy function that sets `flag = 1`, returns the value of `attribute_val_in` in `attribute_val_out`, and returns `MPI_SUCCESS`. Note that `MPI_NULL_COPY_FN` and `MPI_DUP_FN` are also deprecated.

The following function is deprecated and is superseded by `MPI_GET_ADDRESS` in MPI-2.0. The language independent definition and the C binding of the deprecated function is the same as of the new function, except of the function name. Only the Fortran language binding is different.

```
MPI_ADDRESS(location, address)
  IN      location          location in caller memory (choice)
  OUT     address          address of location (integer)
```

```
int MPI_Address(void* location, MPI_Aint *address)
```

```
MPI_ADDRESS(LOCATION, ADDRESS, IERROR)
  <type> LOCATION(*)
  INTEGER ADDRESS, IERROR
```

The following functions are deprecated and are superseded by `MPI_TYPE_GET_EXTENT` in MPI-2.0.

```
MPI_TYPE_EXTENT(datatype, extent)
  IN      datatype          datatype (handle)
  OUT     extent            datatype extent (integer)
```

```
int MPI_Type_extent(MPI_Datatype datatype, MPI_Aint *extent)
```

```
MPI_TYPE_EXTENT(DATATYPE, EXTENT, IERROR)
  INTEGER DATATYPE, EXTENT, IERROR
```

Returns the extent of a datatype, where extent is as defined on page 96. The two functions below can be used for finding the lower bound and the upper bound of a datatype.

```
MPI_TYPE_LB( datatype, displacement)
  IN      datatype          datatype (handle)
  OUT     displacement      displacement of lower bound from origin, in bytes (integer)
```

```
int MPI_Type_lb(MPI_Datatype datatype, MPI_Aint* displacement)
```

```
MPI_TYPE_LB( DATATYPE, DISPLACEMENT, IERROR)
  INTEGER DATATYPE, DISPLACEMENT, IERROR
```

1
2
3
4
5
6
7
8
9
10
11
12
13
14
15
16
17
18
19
20
21
22
23
24
25
26
27
28
29
30
31
32
33
34
35
36
37
38
39
40
41
42
43
44
45
46
47
48

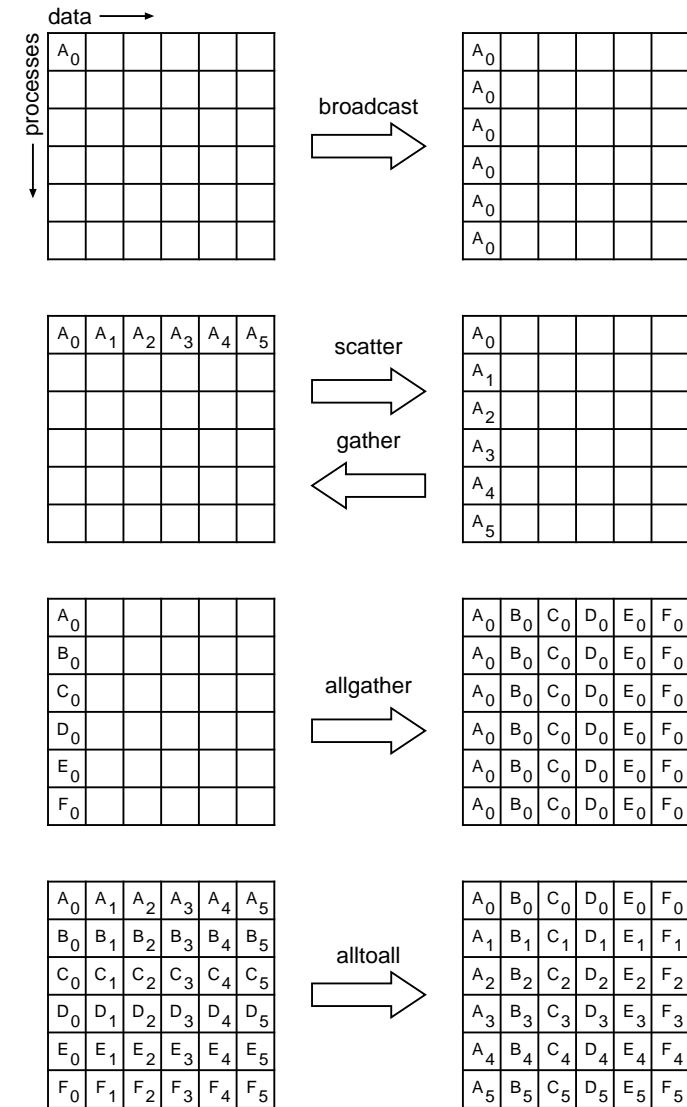


Figure 5.1: Collective move functions illustrated for a group of six processes. In each case, each row of boxes represents data locations in one process. Thus, in the broadcast, initially just the first process contains the data A_0 , but after the broadcast all processes contain it.

and gather have a single originating or receiving process. Such a process is called the *root*. Some arguments in the collective functions are specified as “significant only at root,” and are ignored for all participants except the root. The reader is referred to Chapter 4 for information concerning communication buffers, general datatypes and type matching rules, and to Chapter 6 for information on how to define groups and create communicators.

The type-matching conditions for the collective operations are more strict than the corresponding conditions between sender and receiver in point-to-point. Namely, for collective operations, the amount of data sent must exactly match the amount of data specified by the receiver. Different type maps (the layout in memory, see Section 4.1) between sender and receiver are still allowed.

Collective routine calls can (but are not required to) return as soon as their participation in the collective communication is complete. The completion of a call indicates that the caller is now free to access locations in the communication buffer. It does not indicate that other processes in the group have completed or even started the operation (unless otherwise implied by in the description of the operation). Thus, a collective communication call may, or may not, have the effect of synchronizing all calling processes. This statement excludes, of course, the barrier function.

Collective communication calls may use the same communicators as point-to-point communication; MPI guarantees that messages generated on behalf of collective communication calls will not be confused with messages generated by point-to-point communication. A more detailed discussion of correct use of collective routines is found in Section 5.12.

Rationale. The equal-data restriction (on type matching) was made so as to avoid the complexity of providing a facility analogous to the status argument of MPI_RECV for discovering the amount of data sent. Some of the collective routines would require an array of status values.

The statements about synchronization are made so as to allow a variety of implementations of the collective functions.

The collective operations do not accept a message tag argument. If future revisions of MPI define non-blocking collective functions, then tags (or a similar mechanism) might need to be added so as to allow the dis-ambiguation of multiple, pending, collective operations. (*End of rationale.*)

Advice to users. It is dangerous to rely on synchronization side-effects of the collective operations for program correctness. For example, even though a particular implementation may provide a broadcast routine with a side-effect of synchronization, the standard does not require this, and a program that relies on this will not be portable.

On the other hand, a correct, portable program must allow for the fact that a collective call *may* be synchronizing. Though one cannot rely on any synchronization side-effect, one must program so as to allow it. These issues are discussed further in Section 5.12. (*End of advice to users.*)

Advice to implementors. While vendors may write optimized collective routines matched to their architectures, a complete library of the collective communication routines can be written entirely using the MPI point-to-point communication functions and a few auxiliary functions. If implementing on top of point-to-point, a hidden,

```

1 MPI_TYPE_HINDEXED( count, array_of_blocklengths, array_of_displacements, oldtype, new-
2 type)
3
4 IN count number of blocks – also number of entries in
5 array_of_displacements and array_of_blocklengths (non-
6 negative integer)
7
8 IN array_of_blocklengths number of elements in each block (array of nonnega-
9 tive integers)
10
11 IN array_of_displacements byte displacement of each block (array of integer)
12
13 IN oldtype old datatype (handle)
14
15 OUT newtype new datatype (handle)

```

```

14 int MPI_Type_hindexed(int count, int *array_of_blocklengths,
15 MPI_Aint *array_of_displacements, MPI_Datatype oldtype,
16 MPI_Datatype *newtype)

```

```

17 MPI_TYPE_HINDEXED(COUNT, ARRAY_OF_BLOCKLENGTHS, ARRAY_OF_DISPLACEMENTS,
18 OLDTYPE, NEWTYPE, IERROR)
19
20 INTEGER COUNT, ARRAY_OF_BLOCKLENGTHS(*), ARRAY_OF_DISPLACEMENTS(*),
21 OLDTYPE, NEWTYPE, IERROR

```

The following function is deprecated and is superseded by MPI_TYPE_CREATE_STRUCT in MPI-2.0. The language independent definition and the C binding of the deprecated function is the same as of the new function, except of the function name. Only the Fortran language binding is different.

```

22 MPI_TYPE_STRUCT(count, array_of_blocklengths, array_of_displacements, array_of_types,
23 newtype)
24
25 IN count number of blocks (integer) (nonnegative integer) – also
26 number of entries in arrays array_of_types,
27 array_of_displacements and array_of_blocklengths
28
29 IN array_of_blocklength number of elements in each block (array of nonnega-
30 tive integer)
31
32 IN array_of_displacements byte displacement of each block (array of integer)
33
34 IN array_of_types type of elements in each block (array of handles to
35 datatype objects)
36
37 OUT newtype new datatype (handle)

```

```

38 int MPI_Type_struct(int count, int *array_of_blocklengths,
39 MPI_Aint *array_of_displacements,
40 MPI_Datatype *array_of_types, MPI_Datatype *newtype)

```

```

41 MPI_TYPE_STRUCT(COUNT, ARRAY_OF_BLOCKLENGTHS, ARRAY_OF_DISPLACEMENTS,
42 ARRAY_OF_TYPES, NEWTYPE, IERROR)
43
44 INTEGER COUNT, ARRAY_OF_BLOCKLENGTHS(*), ARRAY_OF_DISPLACEMENTS(*),
45 ARRAY_OF_TYPES(*), NEWTYPE, IERROR

```

Chapter 15

Deprecated Functions

15.1 Deprecated since MPI-2.0

The following function is deprecated and is superseded by `MPI_TYPE_CREATE_HVECTOR` in MPI-2.0. The language independent definition and the C binding of the deprecated function is the same as of the new function, except of the function name. Only the Fortran language binding is different.

```
MPI_TYPE_HVECTOR( count, blocklength, stride, oldtype, newtype)
  IN      count          number of blocks (nonnegative integer)
  IN      blocklength    number of elements in each block (nonnegative integer)
  IN      stride         number of bytes between start of each block (integer)
  IN      oldtype        old datatype (handle)
  OUT     newtype        new datatype (handle)
```

```
int MPI_Type_hvector(int count, int blocklength, MPI_Aint stride,
                    MPI_Datatype oldtype, MPI_Datatype *newtype)
```

```
MPI_TYPE_HVECTOR(COUNT, BLOCKLENGTH, STRIDE, OLDTYPE, NEWTYPE, IERROR)
  INTEGER COUNT, BLOCKLENGTH, STRIDE, OLDTYPE, NEWTYPE, IERROR
```

The following function is deprecated and is superseded by `MPI_TYPE_CREATE_HINDEXED` in MPI-2.0. The language independent definition and the C binding of the deprecated function is the same as of the new function, except of the function name. Only the Fortran language binding is different.

1
2
3
4
5
6
7
8
9
10
11
12
13
14
15
16
17
18
19
20
21
22
23
24
25
26
27
28
29
30
31
32
33
34
35
36
37
38
39
40
41
42
43
44
45
46
47
48

1 special communicator might be created for the collective operation so as to avoid inter-
2 ference with any on-going point-to-point communication at the time of the collective
3 call. This is discussed further in Section 5.12. (*End of advice to implementors.*)
4

5 Many of the descriptions of the collective routines provide illustrations in terms of
6 blocking MPI point-to-point routines. These are intended solely to indicate what data is
7 sent or received by what process. Many of these examples are *not* correct MPI programs;
8 for purposes of simplicity, they often assume infinite buffering.
9

5.2 Communicator Argument

10 The key concept of the collective functions is to have a group or groups of participating
11 processes. The routines do not have group identifiers as explicit arguments. Instead, there
12 is a communicator argument. Groups and communicators are discussed in full detail in
13 Chapter 6. For the purposes of this chapter, it is sufficient to know that there are two types
14 of communicators: *intra-communicators* and *inter-communicators*. An intracommunicator
15 can be thought of as an identifier for a single group of processes linked with a context. An
16 intercommunicator identifies two distinct groups of processes linked with a context.
17
18
19

5.2.1 Specifics for Intracommunicator Collective Operations

20 All processes in the group identified by the intracommunicator must call the collective
21 routine with matching arguments.
22

23 In many cases, collective communication can occur “in place” for intracommunicators,
24 with the output buffer being identical to the input buffer. This is specified by providing
25 a special argument value, `MPI_IN_PLACE`, instead of the send buffer or the receive buffer
26 argument, depending on the operation performed.
27

28 *Rationale.* The “in place” operations are provided to reduce unnecessary memory
29 motion by both the MPI implementation and by the user. Note that while the simple
30 check of testing whether the send and receive buffers have the same address will
31 work for some cases (e.g., `MPI_ALLREDUCE`), they are inadequate in others (e.g.,
32 `MPI_GATHER`, with root not equal to zero). Further, Fortran explicitly prohibits
33 aliasing of arguments; the approach of using a special value to denote “in place”
34 operation eliminates that difficulty. (*End of rationale.*)
35
36

37 *Advice to users.* By allowing the “in place” option, the receive buffer in many of the
38 collective calls becomes a send-and-receive buffer. For this reason, a Fortran binding
39 that includes `INTENT` must mark these as `INOUT`, not `OUT`.
40

41 Note that `MPI_IN_PLACE` is a special kind of value; it has the same restrictions on its
42 use that `MPI_BOTTOM` has.
43

44 Some intracommunicator collective operations do not support the “in place” option
45 (e.g., `MPI_ALLTOALLV`). (*End of advice to users.*)
46
47
48

5.2.2 Applying Collective Operations to Intercommunicators

To understand how collective operations apply to intercommunicators, we can view most MPI intracommunicator collective operations as fitting one of the following categories (see, for instance, [43]):

All-To-All All processes contribute to the result. All processes receive the result.

- MPI_ALLGATHER, MPI_ALLGATHERV
- MPI_ALLTOALL, MPI_ALLTOALLV, MPI_ALLTOALLW
- MPI_ALLREDUCE, MPI_REDUCE_SCATTER

All-To-One All processes contribute to the result. One process receives the result.

- MPI_GATHER, MPI_GATHERV
- MPI_REDUCE

One-To-All One process contributes to the result. All processes receive the result.

- MPI_BCAST
- MPI_SCATTER, MPI_SCATTERV

Other Collective operations that do not fit into one of the above categories.

- MPI_SCAN, MPI_EXSCAN
- MPI_BARRIER

The MPI_BARRIER operation does not fit into this classification since no data is being moved (other than the implicit fact that a barrier has been called). The data movement patterns of MPI_SCAN and MPI_EXSCAN do not fit this taxonomy.

The application of collective communication to intercommunicators is best described in terms of two groups. For example, an all-to-all MPI_ALLGATHER operation can be described as collecting data from all members of one group with the result appearing in all members of the other group (see Figure 5.2). As another example, a one-to-all MPI_BCAST operation sends data from one member of one group to all members of the other group. Collective computation operations such as MPI_REDUCE_SCATTER have a similar interpretation (see Figure 5.3). For intracommunicators, these two groups are the same. For intercommunicators, these two groups are distinct. For the all-to-all operations, each such operation is described in two phases, so that it has a symmetric, full-duplex behavior.

The following collective operations also apply to intercommunicators:

- MPI_BARRIER,
- MPI_BCAST,
- MPI_GATHER, MPI_GATHERV,
- MPI_SCATTER, MPI_SCATTERV,
- MPI_ALLGATHER, MPI_ALLGATHERV,

of the profiled entry points will be undefined when the profiling library is called. Therefore none of the profiling code will be included in the image. When the standard MPI library is scanned, the Fortran wrappers will be resolved, and will also pull in the base versions of the MPI functions. The overall effect is that the code will link successfully, but will not be profiled.

To overcome this we must ensure that the Fortran wrapper functions are included in the profiling version of the library. We ensure that this is possible by requiring that these be separable from the rest of the base MPI library. This allows them to be aared out of the base library and into the profiling one.

14.5 Multiple Levels of Interception

The scheme given here does not directly support the nesting of profiling functions, since it provides only a single alternative name for each MPI function. Consideration was given to an implementation that would allow multiple levels of call interception, however we were unable to construct an implementation of this that did not have the following disadvantages

- assuming a particular implementation language.
- imposing a run time cost even when no profiling was taking place.

Since one of the objectives of MPI is to permit efficient, low latency implementations, and it is not the business of a standard to require a particular implementation language, we decided to accept the scheme outlined above.

Note, however, that it is possible to use the scheme above to implement a multi-level system, since the function called by the user may call many different profiling functions before calling the underlying MPI function.

Unfortunately such an implementation may require more cooperation between the different profiling libraries than is required for the single level implementation detailed above.

```
int FUNCTION(MPI_Example)(/* appropriate args */)
{
    /* Useful content */
}
```

The same source file can then be compiled to produce both versions of the library, depending on the state of the `PROFILELIB` macro symbol.

It is required that the standard MPI library be built in such a way that the inclusion of MPI functions can be achieved one at a time. This is a somewhat unpleasant requirement, since it may mean that each external function has to be compiled from a separate file. However this is necessary so that the author of the profiling library need only define those MPI functions that she wishes to intercept, references to any others being fulfilled by the normal MPI library. Therefore the link step can look something like this

```
% cc ... -lmyprof -lpmpl -lmpi
```

Here `libmyprof.a` contains the profiler functions that intercept some of the MPI functions. `libpmpl.a` contains the “name shifted” MPI functions, and `libmpi.a` contains the normal definitions of the MPI functions.

14.4.3 Complications

Multiple Counting

Since parts of the MPI library may themselves be implemented using more basic MPI functions (e.g. a portable implementation of the collective operations implemented using point to point communications), there is potential for profiling functions to be called from within an MPI function that was called from a profiling function. This could lead to “double counting” of the time spent in the inner routine. Since this effect could actually be useful under some circumstances (e.g. it might allow one to answer the question “How much time is spent in the point to point routines when they’re called from collective functions?”), we have decided not to enforce any restrictions on the author of the MPI library that would overcome this. Therefore the author of the profiling library should be aware of this problem, and guard against it herself. In a single threaded world this is easily achieved through use of a static variable in the profiling code that remembers if you are already inside a profiling routine. It becomes more complex in a multi-threaded environment (as does the meaning of the times recorded !)

Linker Oddities

The Unix linker traditionally operates in one pass : the effect of this is that functions from libraries are only included in the image if they are needed at the time the library is scanned. When combined with weak symbols, or multiple definitions of the same function, this can cause odd (and unexpected) effects.

Consider, for instance, an implementation of MPI in which the Fortran binding is achieved by using wrapper functions on top of the C implementation. The author of the profile library then assumes that it is reasonable only to provide profile functions for the C binding, since Fortran will eventually call these, and the cost of the wrappers is assumed to be small. However, if the wrapper functions are not in the profiling library, then none

- `MPI_ALLTOALL`, `MPI_ALLTOALLV`, `MPI_ALLTOALLW`,
- `MPI_ALLREDUCE`, `MPI_REDUCE`,
- `MPI_REDUCE_SCATTER`.

In C++, the bindings for these functions are in the `MPI::Comm` class. However, since the collective operations do not make sense on a C++ `MPI::Comm` (as it is neither an intercommunicator nor an intracommunicator), the functions are all pure virtual.

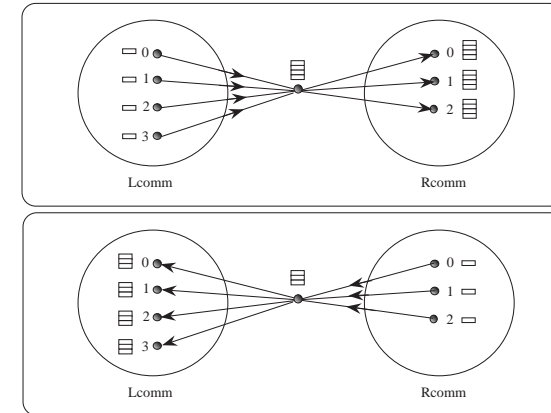


Figure 5.2: Intercommunicator allgather. The focus of data to one process is represented, not mandated by the semantics. The two phases do allgathers in both directions.

5.2.3 Specifics for Intercommunicator Collective Operations

All processes in both groups identified by the intercommunicator must call the collective routine. In addition, processes in the same group must call the routine with matching arguments.

Note that the “in place” option for intracommunicators does not apply to intercommunicators since in the intercommunicator case there is no communication from a process to itself.

For intercommunicator collective communication, if the operation is rooted (e.g., broadcast, gather, scatter), then the transfer is unidirectional. The direction of the transfer is indicated by a special value of the root argument. In this case, for the group containing the root process, all processes in the group must call the routine using a special argument for the root. For this, the root process uses the special root value `MPI_ROOT`; all other processes in the same group as the root use `MPI_PROC_NULL`. All processes in the other group (the group that is the remote group relative to the root process) must call the collective routine and provide the rank of the root. If the operation is unrooted (e.g., alltoall), then the transfer is bidirectional.

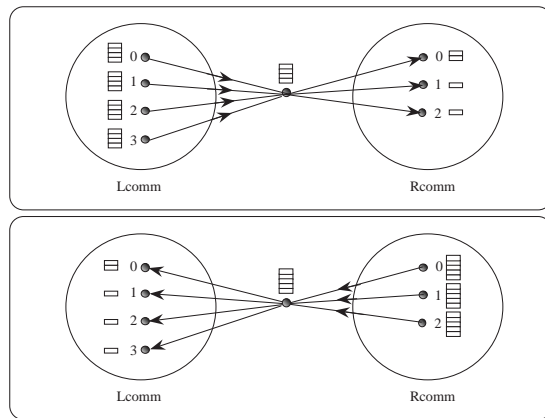


Figure 5.3: Intercommunicator reduce-scatter. The focus of data to one process is represented, not mandated by the semantics. The two phases do reduce-scatters in both directions.

Rationale. Rooted operations are unidirectional by nature, and there is a clear way of specifying direction. Non-rooted operations, such as all-to-all, will often occur as part of an exchange, where it makes sense to communicate in both directions at once. (*End of rationale.*)

5.3 Barrier Synchronization

`MPI_BARRIER(comm)`

IN comm communicator (handle)

`int MPI_Barrier(MPI_Comm comm)`

`MPI_BARRIER(COMM, IERROR)`
INTEGER COMM, IERROR

`void MPI::Comm::Barrier() const = 0`

If `comm` is an intracommunicator, `MPI_BARRIER` blocks the caller until all group members have called it. The call returns at any process only after all group members have entered the call.

If `comm` is an intercommunicator, the barrier is performed across all processes in the intercommunicator. In this case, all processes in one group (group A) of the intercommunicator may exit the barrier when all of the processes in the other group (group B) have entered the barrier.

```

1      int result    = PMPI_Send(buffer,count,datatype,dest,tag,comm);
2
3      MPI_Type_size(datatype, &extent); /* Compute size */
4      totalBytes += count*extent;
5
6      totalTime += MPI_Wtime() - tstart;      /* and time */
7
8      return result;
9  }

```

14.4.2 MPI Library Implementation

On a Unix system, in which the MPI library is implemented in C, then there are various possible options, of which two of the most obvious are presented here. Which is better depends on whether the linker and compiler support weak symbols.

Systems with Weak Symbols

If the compiler and linker support weak external symbols (e.g. Solaris 2.x, other system V.4 machines), then only a single library is required through the use of `#pragma weak` thus

```

21 #pragma weak MPI_Example = PMPI_Example
22
23 int PMPI_Example(/* appropriate args */)
24 {
25     /* Useful content */
26 }

```

The effect of this `#pragma` is to define the external symbol `MPI_Example` as a weak definition. This means that the linker will not complain if there is another definition of the symbol (for instance in the profiling library), however if no other definition exists, then the linker will use the weak definition.

Systems Without Weak Symbols

In the absence of weak symbols then one possible solution would be to use the C macro pre-processor thus

```

38 #ifndef PROFILELIB
39 #   ifdef __STDC__
40 #       define FUNCTION(name) P##name
41 #   else
42 #       define FUNCTION(name) P/**/name
43 #   endif
44 #else
45 #   define FUNCTION(name) name
46 #endif

```

Each of the user visible functions in the library would then be declared thus

```
MPI_PCONTROL(level, ...)
    IN      level          Profiling level
```

```
int MPI_Pcontrol(const int level, ...)
```

```
MPI_PCONTROL(LEVEL)
    INTEGER LEVEL, ...
```

```
void MPI::Pcontrol(const int level, ...)
```

MPI libraries themselves make no use of this routine, and simply return immediately to the user code. However the presence of calls to this routine allows a profiling package to be explicitly called by the user.

Since MPI has no control of the implementation of the profiling code, we are unable to specify precisely the semantics that will be provided by calls to `MPI_PCONTROL`. This vagueness extends to the number of arguments to the function, and their datatypes.

However to provide some level of portability of user codes to different profiling libraries, we request the following meanings for certain values of level.

- `level==0` Profiling is disabled.
- `level==1` Profiling is enabled at a normal default level of detail.
- `level==2` Profile buffers are flushed. (This may be a no-op in some profilers).
- All other values of `level` have profile library defined effects and additional arguments.

We also request that the default state after `MPI_INIT` has been called is for profiling to be enabled at the normal default level. (i.e. as if `MPI_PCONTROL` had just been called with the argument 1). This allows users to link with a profiling library and obtain profile output without having to modify their source code at all.

The provision of `MPI_PCONTROL` as a no-op in the standard MPI library allows them to modify their source code to obtain more detailed profiling information, but still be able to link exactly the same code against the standard MPI library.

14.4 Examples

14.4.1 Profiler Implementation

Suppose that the profiler wishes to accumulate the total amount of data sent by the `MPI_SEND` function, along with the total elapsed time spent in the function. This could trivially be achieved thus

```
static int totalBytes;
static double totalTime;

int MPI_SEND(void * buffer, const int count, MPI_Datatype datatype,
             int dest, int tag, MPI_comm comm)
{
    double tstart = MPI_Wtime();    /* Pass on all the arguments */
    int extent;
```

5.4 Broadcast

```
MPI_BCAST( buffer, count, datatype, root, comm )
```

INOUT	buffer	starting address of buffer (choice)
IN	count	number of entries in buffer (non-negative integer)
IN	datatype	data type of buffer (handle)
IN	root	rank of broadcast root (integer)
IN	comm	communicator (handle)

```
int MPI_Bcast(void* buffer, int count, MPI_Datatype datatype, int root,
             MPI_Comm comm )
```

```
MPI_BCAST(BUFFER, COUNT, DATATYPE, ROOT, COMM, IERROR)
    <type> BUFFER(*)
    INTEGER COUNT, DATATYPE, ROOT, COMM, IERROR
```

```
void MPI::Comm::Bcast(void* buffer, int count,
                     const MPI::Datatype& datatype, int root) const = 0
```

If `comm` is an intracommunicator, `MPI_BCAST` broadcasts a message from the process with rank `root` to all processes of the group, itself included. It is called by all members of the group using the same arguments for `comm` and `root`. On return, the content of `root`'s buffer is copied to all other processes.

General, derived datatypes are allowed for `datatype`. The type signature of `count`, `datatype` on any process must be equal to the type signature of `count`, `datatype` at the root. This implies that the amount of data sent must be equal to the amount received, pairwise between each process and the root. `MPI_BCAST` and all other data-movement collective routines make this restriction. Distinct type maps between sender and receiver are still allowed.

The “in place” option is not meaningful here.

If `comm` is an intercommunicator, then the call involves all processes in the intercommunicator, but with one group (group A) defining the root process. All processes in the other group (group B) pass the same value in argument `root`, which is the rank of the root in group A. The root passes the value `MPI_ROOT` in `root`. All other processes in group A pass the value `MPI_PROC_NULL` in `root`. Data is broadcast from the root to all processes in group B. The buffer arguments of the processes in group B must be consistent with the buffer argument of the root.

5.4.1 Example using MPI_BCAST

The examples in this section use intracommunicators.

Example 5.1 Broadcast 100 ints from process 0 to every process in the group.

```
MPI_Comm comm;
int array[100];
```

```

int root=0;
...
MPI_Bcast( array, 100, MPI_INT, root, comm);

```

As in many of our example code fragments, we assume that some of the variables (such as `comm` in the above) have been assigned appropriate values.

5.5 Gather

MPI_GATHER(sendbuf, sendcount, sendtype, recvbuf, recvcnt, recvtpe, root, comm)		
IN	sendbuf	starting address of send buffer (choice)
IN	sendcount	number of elements in send buffer (non-negative integer)
IN	sendtype	data type of send buffer elements (handle)
OUT	recvbuf	address of receive buffer (choice, significant only at root)
IN	recvcnt	number of elements for any single receive (non-negative integer, significant only at root)
IN	recvtpe	data type of recv buffer elements (significant only at root) (handle)
IN	root	rank of receiving process (integer)
IN	comm	communicator (handle)

```

int MPI_Gather(void* sendbuf, int sendcount, MPI_Datatype sendtype,
              void* recvbuf, int recvcnt, MPI_Datatype recvtpe, int root,
              MPI_Comm comm)
MPI_GATHER(SENDBUF, SENDCOUNT, SENDTYPE, RECVBUF, RECVCOUNT, RECVTPE,
           ROOT, COMM, IERROR)
<type> SENDBUF(*), RECVBUF(*)
INTEGER SENDCOUNT, SENDTYPE, RECVCOUNT, RECVTPE, ROOT, COMM, IERROR
void MPI::Comm::Gather(const void* sendbuf, int sendcount, const
                     MPI::Datatype& sendtype, void* recvbuf, int recvcnt,
                     const MPI::Datatype& recvtpe, int root) const = 0

```

If `comm` is an intracommunicator, each process (root process included) sends the contents of its send buffer to the root process. The root process receives the messages and stores them in rank order. The outcome is *as if* each of the `n` processes in the group (including the root process) had executed a call to

```
MPI_Send(sendbuf, sendcount, sendtype, root, ...),
```

and the root had executed `n` calls to

```
MPI_Recv(recvbuf + i * recvcnt * extent(recvtpe), recvcnt, recvtpe, i, ...),
```

different machines.

Since MPI is a machine independent standard with many different implementations, it is unreasonable to expect that the authors of profiling tools for MPI will have access to the source code that implements MPI on any particular machine. It is therefore necessary to provide a mechanism by which the implementors of such tools can collect whatever performance information they wish *without* access to the underlying implementation.

We believe that having such an interface is important if MPI is to be attractive to end users, since the availability of many different tools will be a significant factor in attracting users to the MPI standard.

The profiling interface is just that, an interface. It says *nothing* about the way in which it is used. There is therefore no attempt to lay down what information is collected through the interface, or how the collected information is saved, filtered, or displayed.

While the initial impetus for the development of this interface arose from the desire to permit the implementation of profiling tools, it is clear that an interface like that specified may also prove useful for other purposes, such as “internetworking” multiple MPI implementations. Since all that is defined is an interface, there is no objection to its being used wherever it is useful.

As the issues being addressed here are intimately tied up with the way in which executable images are built, which may differ greatly on different machines, the examples given below should be treated solely as one way of implementing the objective of the MPI profiling interface. The actual requirements made of an implementation are those detailed in the Requirements section above, the whole of the rest of this chapter is only present as justification and discussion of the logic for those requirements.

The examples below show one way in which an implementation could be constructed to meet the requirements on a Unix system (there are doubtless others that would be equally valid).

14.3 Logic of the Design

Provided that an MPI implementation meets the requirements above, it is possible for the implementor of the profiling system to intercept all of the MPI calls that are made by the user program. She can then collect whatever information she requires before calling the underlying MPI implementation (through its name shifted entry points) to achieve the desired effects.

14.3.1 Miscellaneous Control of Profiling

There is a clear requirement for the user code to be able to control the profiler dynamically at run time. This is normally used for (at least) the purposes of

- Enabling and disabling profiling depending on the state of the calculation.
- Flushing trace buffers at non-critical points in the calculation
- Adding user events to a trace file.

These requirements are met by use of the `MPI_PCONTROL`.

Chapter 14

Profiling Interface

14.1 Requirements

To meet the MPI profiling interface, an implementation of the MPI functions *must*

1. provide a mechanism through which all of the MPI defined functions except those allowed as macros (See Section 2.6.5). This requires, in C and Fortran, an alternate entry point name, with the prefix `PMPI_` for each MPI function. The profiling interface in C++ is described in Section 16.1.10. For routines implemented as macros, it is still required that the `PMPI_` version be supplied and work as expected, but it is not possible to replace at link time the `MPI_` version with a user-defined version.
2. ensure that those MPI functions that are not replaced may still be linked into an executable image without causing name clashes.
3. document the implementation of different language bindings of the MPI interface if they are layered on top of each other, so that the profiler developer knows whether she must implement the profile interface for each binding, or can economise by implementing it only for the lowest level routines.
4. where the implementation of different language bindings is done through a layered approach (e.g. the Fortran binding is a set of “wrapper” functions that call the C implementation), ensure that these wrapper functions are separable from the rest of the library.

This separability is necessary to allow a separate profiling library to be correctly implemented, since (at least with Unix linker semantics) the profiling library must contain these wrapper functions if it is to perform as expected. This requirement allows the person who builds the profiling library to extract these functions from the original MPI library and add them into the profiling library without bringing along any other unnecessary code.
5. provide a no-op routine `MPI_PCONTROL` in the MPI library.

14.2 Discussion

The objective of the MPI profiling interface is to ensure that it is relatively easy for authors of profiling (and other similar) tools to interface their codes to MPI implementations on

where `extent(recvtype)` is the type extent obtained from a call to `MPI_Type_extent()`. An alternative description is that the `n` messages sent by the processes in the group are concatenated in rank order, and the resulting message is received by the root as if by a call to `MPI_RECV(recvbuf, recvcnt-n, recvtype, ...)`.

The receive buffer is ignored for all non-root processes.

General, derived datatypes are allowed for both `sendtype` and `recvtype`. The type signature of `sendcount`, `sendtype` on each process must be equal to the type signature of `recvcount`, `recvtype` at the root. This implies that the amount of data sent must be equal to the amount of data received, pairwise between each process and the root. Distinct type maps between sender and receiver are still allowed.

All arguments to the function are significant on process `root`, while on other processes, only arguments `sendbuf`, `sendcount`, `sendtype`, `root`, and `comm` are significant. The arguments `root` and `comm` must have identical values on all processes.

The specification of counts and types should not cause any location on the root to be written more than once. Such a call is erroneous.

Note that the `recvcount` argument at the root indicates the number of items it receives from *each* process, not the total number of items it receives.

The “in place” option for intracommunicators is specified by passing `MPI_IN_PLACE` as the value of `sendbuf` at the root. In such a case, `sendcount` and `sendtype` are ignored, and the contribution of the root to the gathered vector is assumed to be already in the correct place in the receive buffer.

If `comm` is an intercommunicator, then the call involves all processes in the intercommunicator, but with one group (group A) defining the root process. All processes in the other group (group B) pass the same value in argument `root`, which is the rank of the root in group A. The root passes the value `MPI_ROOT` in `root`. All other processes in group A pass the value `MPI_PROC_NULL` in `root`. Data is gathered from all processes in group B to the root. The send buffer arguments of the processes in group B must be consistent with the receive buffer argument of the root.

`MPI_GATHERV(sendbuf, sendcount, sendtype, recvbuf, recvcnts, displs, recvtype, root, comm)`

IN	<code>sendbuf</code>	starting address of send buffer (choice)
IN	<code>sendcount</code>	number of elements in send buffer (non-negative integer)
IN	<code>sendtype</code>	data type of send buffer elements (handle)
OUT	<code>recvbuf</code>	address of receive buffer (choice, significant only at root)

IN	recvcounts	non-negative integer array (of length group size) containing the number of elements that are received from each process (significant only at root)	1 2 3 4 5 6 7 8 9 10 11 12 13
IN	displs	integer array (of length group size). Entry <i>i</i> specifies the displacement relative to recvbuf at which to place the incoming data from process <i>i</i> (significant only at root)	14 15 16 17 18 19 20 21 22 23 24 25 26 27
IN	recvtype	data type of recv buffer elements (significant only at root) (handle)	28 29 30 31 32 33 34 35 36 37 38 39 40 41 42 43 44 45 46 47 48
IN	root	rank of receiving process (integer)	
IN	comm	communicator (handle)	

```

int MPI_Gatherv(void* sendbuf, int sendcount, MPI_Datatype sendtype,
               void* recvbuf, int *recvcounts, int *displs,
               MPI_Datatype recvtype, int root, MPI_Comm comm)
MPI_GATHERV(SENDBUF, SENDCOUNT, SENDTYPE, RECVBUF, RECVCOUNTS, DISPLS,
            RECVTYPE, ROOT, COMM, IERROR)
<type> SENDBUF(*), RECVBUF(*)
INTEGER SENDCOUNT, SENDTYPE, RECVCOUNTS(*), DISPLS(*), RECVTYPE, ROOT,
COMM, IERROR

void MPI::Comm::Gatherv(const void* sendbuf, int sendcount, const
                      MPI::Datatype& sendtype, void* recvbuf,
                      const int recvcounts[], const int displs[],
                      const MPI::Datatype& recvtype, int root) const = 0

```

MPI_GATHERV extends the functionality of MPI_GATHER by allowing a varying count of data from each process, since `recvcounts` is now an array. It also allows more flexibility as to where the data is placed on the root, by providing the new argument, `displs`.

If `comm` is an intracommunicator, the outcome is *as if* each process, including the root process, sends a message to the root,

```
MPI_Send(sendbuf, sendcount, sendtype, root, ...),
```

and the root executes `n` receives,

```
MPI_Recv(recvbuf + displs[j] * extent(recvtype), recvcounts[j], recvtype, i, ...).
```

The data received from process `j` is placed into `recvbuf` of the root process beginning at offset `displs[j]` elements (in terms of the `recvtype`).

The receive buffer is ignored for all non-root processes.

The type signature implied by `sendcount`, `sendtype` on process `i` must be equal to the type signature implied by `recvcounts[j]`, `recvtype` at the root. This implies that the amount of data sent must be equal to the amount of data received, pairwise between each process and the root. Distinct type maps between sender and receiver are still allowed, as illustrated in Example 5.6.

All arguments to the function are significant on process `root`, while on other processes, only arguments `sendbuf`, `sendcount`, `sendtype`, `root`, and `comm` are significant. The arguments `root` and `comm` must have identical values on all processes.

```

double subarray[100][25];
MPI_Datatype filetype;
int sizes[2], subsizes[2], starts[2];
int rank;

MPI_Comm_rank(MPI_COMM_WORLD, &rank);
sizes[0]=100; sizes[1]=100;
subsizes[0]=100; subsizes[1]=25;
starts[0]=0; starts[1]=rank*subsizes[1];

MPI_Type_create_subarray(2, sizes, subsizes, starts, MPI_ORDER_C,
                        MPI_DOUBLE, &filetype);

```

Or, equivalently in Fortran:

```

double precision subarray(100,25)
integer filetype, rank, ierror
integer sizes(2), subsizes(2), starts(2)

call MPI_COMM_RANK(MPI_COMM_WORLD, rank, ierror)
sizes(1)=100
sizes(2)=100
subsizes(1)=100
subsizes(2)=25
starts(1)=0
starts(2)=rank*subsizes(2)

call MPI_TYPE_CREATE_SUBARRAY(2, sizes, subsizes, starts, &
                             MPI_ORDER_FORTRAN, MPI_DOUBLE_PRECISION,
                             &
                             filetype, ierror)

```

The generated `filetype` will then describe the portion of the file contained within the process's subarray with holes for the space taken by the other processes. Figure 13.5 shows the `filetype` created for process 1.

```

}

/* DOUBLE-BUFFER epilogs:
 * wait for final write to complete.
 */
MPI_File_write_all_end(fh, write_buf_ptr, &status);

/* buffer cleanup */
free(buffer1);
free(buffer2);
}

```

13.9.2 Subarray Filetype Constructor

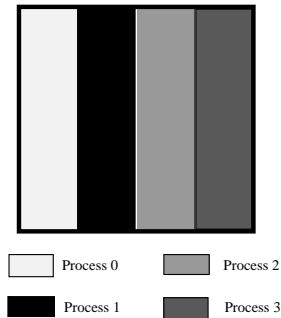


Figure 13.4: Example array file layout

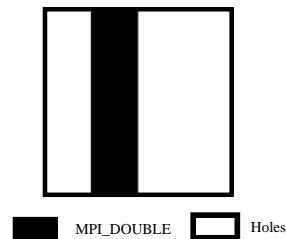


Figure 13.5: Example local array filetype for process 1

Assume we are writing out a 100x100 2D array of double precision floating point numbers that is distributed among 4 processes such that each process has a block of 25 columns (e.g., process 0 has columns 0-24, process 1 has columns 25-49, etc.; see Figure 13.4). To create the filetypes for each process one could use the following C program (see Section 4.1.3 on page 87):

```

1
2
3
4
5
6
7
8
9
10
11
12
13
14
15
16
17
18
19
20
21
22
23
24
25
26
27
28
29
30
31
32
33
34
35
36
37
38
39
40
41
42
43
44
45
46
47
48

```

The specification of counts, types, and displacements should not cause any location on the root to be written more than once. Such a call is erroneous.

The “in place” option for intracommunicators is specified by passing `MPI_IN_PLACE` as the value of `sendbuf` at the root. In such a case, `sendcount` and `sendtype` are ignored, and the contribution of the root to the gathered vector is assumed to be already in the correct place in the receive buffer

If `comm` is an intercommunicator, then the call involves all processes in the intercommunicator, but with one group (group A) defining the root process. All processes in the other group (group B) pass the same value in argument `root`, which is the rank of the root in group A. The root passes the value `MPI_ROOT` in `root`. All other processes in group A pass the value `MPI_PROC_NULL` in `root`. Data is gathered from all processes in group B to the root. The send buffer arguments of the processes in group B must be consistent with the receive buffer argument of the root.

5.5.1 Examples using `MPI_GATHER`, `MPI_GATHERV`

The examples in this section use intracommunicators.

Example 5.2 Gather 100 ints from every process in group to root. See figure 5.4.

```

20
21
22
23
24
25
26
27
MPI_Comm comm;
int gsize, sendarray[100];
int root, *rbuf;
...
MPI_Comm_size( comm, &gsize);
rbuf = (int *)malloc(gsize*100*sizeof(int));
MPI_Gather( sendarray, 100, MPI_INT, rbuf, 100, MPI_INT, root, comm);

```

Example 5.3 Previous example modified – only the root allocates memory for the receive buffer.

```

31
32
33
34
35
36
37
38
39
40
41
42
MPI_Comm comm;
int gsize, sendarray[100];
int root, myrank, *rbuf;
...
MPI_Comm_rank( comm, &myrank);
if ( myrank == root) {
    MPI_Comm_size( comm, &gsize);
    rbuf = (int *)malloc(gsize*100*sizeof(int));
}
MPI_Gather( sendarray, 100, MPI_INT, rbuf, 100, MPI_INT, root, comm);

```

Example 5.4 Do the same as the previous example, but use a derived datatype. Note that the type cannot be the entire set of `gsize*100` ints since type matching is defined pairwise between the root and each process in the gather.

```

47
48
MPI_Comm comm;
int gsize, sendarray[100];

```

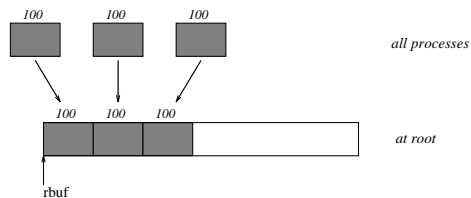


Figure 5.4: The root process gathers 100 ints from each process in the group.

```
int root, *rbuf;
MPI_Datatype rtype;
...
MPI_Comm_size( comm, &gsize);
MPI_Type_contiguous( 100, MPI_INT, &rtype );
MPI_Type_commit( &rtype );
rbuf = (int *)malloc(gsize*100*sizeof(int));
MPI_Gather( sendarray, 100, MPI_INT, rbuf, 1, rtype, root, comm);
```

Example 5.5 Now have each process send 100 ints to root, but place each set (of 100) *stride* ints apart at receiving end. Use `MPI_GATHERV` and the `displs` argument to achieve this effect. Assume *stride* ≥ 100 . See Figure 5.5.

```
MPI_Comm comm;
int gsize, sendarray[100];
int root, *rbuf, stride;
int *displs, i, *rcounts;

...

MPI_Comm_size( comm, &gsize);
rbuf = (int *)malloc(gsize*stride*sizeof(int));
displs = (int *)malloc(gsize*sizeof(int));
rcounts = (int *)malloc(gsize*sizeof(int));
for (i=0; i<gsize; ++i) {
    displs[i] = i*stride;
    rcounts[i] = 100;
}
MPI_Gatherv( sendarray, 100, MPI_INT, rbuf, rcounts, displs, MPI_INT,
            root, comm);
```

Note that the program is erroneous if *stride* < 100 .

Example 5.6 Same as Example 5.5 on the receiving side, but send the 100 ints from the 0th column of a 100×150 int array, in C. See Figure 5.6.

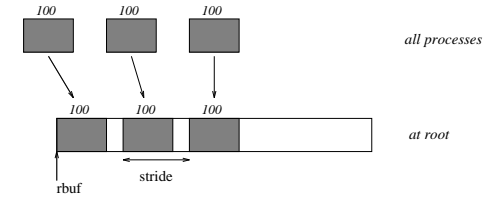
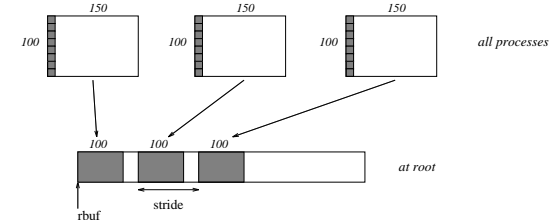
```
MPI_Comm comm;
```

```
1  * Parameters:
2  *   fh           previously opened MPI file handle
3  *   buftype      MPI datatype for memory layout
4  *               (Assumes a compatible view has been set on fh)
5  *   bufcount     # buftype elements to transfer
6  *-----*/
7
8  /* this macro switches which buffer "x" is pointing to */
9  #define TOGGLE_PTR(x) ((x)==(buffer1)) ? (x=buffer2) : (x=buffer1)
10
11 void double_buffer( MPI_File fh, MPI_Datatype buftype, int bufcount)
12 {
13
14     MPI_Status status;           /* status for MPI calls */
15     float *buffer1, *buffer2;   /* buffers to hold results */
16     float *compute_buf_ptr;     /* destination buffer */
17                                 /* for computing */
18     float *write_buf_ptr;       /* source for writing */
19     int done;                   /* determines when to quit */
20
21     /* buffer initialization */
22     buffer1 = (float *)
23             malloc(bufcount*sizeof(float)) ;
24     buffer2 = (float *)
25             malloc(bufcount*sizeof(float)) ;
26     compute_buf_ptr = buffer1 ; /* initially point to buffer1 */
27     write_buf_ptr = buffer1 ; /* initially point to buffer1 */
28
29
30     /* DOUBLE-BUFFER prolog:
31      *   compute buffer1; then initiate writing buffer1 to disk
32      */
33     compute_buffer(compute_buf_ptr, bufcount, &done);
34     MPI_File_write_all_begin(fh, write_buf_ptr, bufcount, buftype);
35
36     /* DOUBLE-BUFFER steady state:
37      *   Overlap writing old results from buffer pointed to by write_buf_ptr
38      *   with computing new results into buffer pointed to by compute_buf_ptr.
39      *
40      *   There is always one write-buffer and one compute-buffer in use
41      *   during steady state.
42      */
43     while (!done) {
44         TOGGLE_PTR(compute_buf_ptr);
45         compute_buffer(compute_buf_ptr, bufcount, &done);
46         MPI_File_write_all_end(fh, write_buf_ptr, &status);
47         TOGGLE_PTR(write_buf_ptr);
48         MPI_File_write_all_begin(fh, write_buf_ptr, bufcount, buftype);
```

MPI_ERR_FILE	Invalid file handle
MPI_ERR_NOT_SAME	Collective argument not identical on all processes, or collective routines called in a different order by different processes
MPI_ERR_AMODE	Error related to the <code>amode</code> passed to <code>MPI_FILE_OPEN</code>
MPI_ERR_UNSUPPORTED_DATAREP	Unsupported <code>datarep</code> passed to <code>MPI_FILE_SET_VIEW</code>
MPI_ERR_UNSUPPORTED_OPERATION	Unsupported operation, such as seeking on a file which supports sequential access only
MPI_ERR_NO_SUCH_FILE	File does not exist
MPI_ERR_FILE_EXISTS	File exists
MPI_ERR_BAD_FILE	Invalid file name (e.g., path name too long)
MPI_ERR_ACCESS	Permission denied
MPI_ERR_NO_SPACE	Not enough space
MPI_ERR_QUOTA	Quota exceeded
MPI_ERR_READ_ONLY	Read-only file or file system
MPI_ERR_FILE_IN_USE	File operation could not be completed, as the file is currently open by some process
MPI_ERR_DUP_DATAREP	Conversion functions could not be registered because a data representation identifier that was already defined was passed to <code>MPI_REGISTER_DATAREP</code>
MPI_ERR_CONVERSION	An error occurred in a user supplied data conversion function.
MPI_ERR_IO	Other I/O error

Table 13.3: I/O Error Classes

1
2
3
4
5
6
7
8
9
10
11
12
13
14
15
16
17
18
19
20
21
22
23
24
25
26
27
28
29
30
31
32
33
34
35
36
37
38
39
40
41
42
43
44
45
46
47
48

Figure 5.5: The root process gathers 100 ints from each process in the group, each set is placed `stride` ints apart.Figure 5.6: The root process gathers column 0 of a 100×150 C array, and each set is placed `stride` ints apart.

```

1  int gsize, sendarray[100][150];
2  int root, *rbuf, stride;
3  MPI_Datatype stype;
4  int *displs, i, *rcounts;
5
6  ...
7
8  MPI_Comm_size( comm, &gsize);
9  rbuf = (int *)malloc(gsize*stride*sizeof(int));
10 displs = (int *)malloc(gsize*sizeof(int));
11 rcounts = (int *)malloc(gsize*sizeof(int));
12 for (i=0; i<gsize; ++i) {
13     displs[i] = i*stride;
14     rcounts[i] = 100;
15 }
16 /* Create datatype for 1 column of array
17 */
18 MPI_Type_vector( 100, 1, 150, MPI_INT, &stype);
19 MPI_Type_commit( &stype );
20 MPI_Gatherv( sendarray, 1, stype, rbuf, rcounts, displs, MPI_INT,
21             root, comm);

```

Example 5.7 Process `i` sends $(100-i)$ ints from the `i`-th column of a 100×150 int

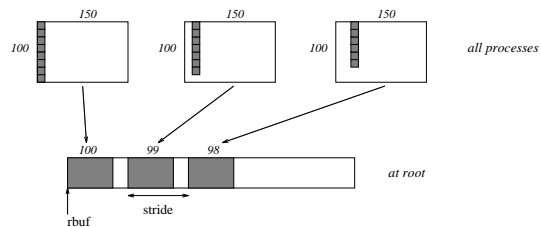


Figure 5.7: The root process gathers $100-i$ ints from column i of a 100×150 C array, and each set is placed $stride$ ints apart.

array, in C. It is received into a buffer with stride, as in the previous two examples. See Figure 5.7.

```

MPI_Comm comm;
int gsize, sendarray[100][150], *sptr;
int root, *rbuf, stride, myrank;
MPI_Datatype stype;
int *displs, i, *rcounts;

...

MPI_Comm_size( comm, &gsize);
MPI_Comm_rank( comm, &myrank );
rbuf = (int *)malloc(gsize*stride*sizeof(int));
displs = (int *)malloc(gsize*sizeof(int));
rcounts = (int *)malloc(gsize*sizeof(int));
for (i=0; i<gsize; ++i) {
    displs[i] = i*stride;
    rcounts[i] = 100-i;    /* note change from previous example */
}
/* Create datatype for the column we are sending
*/
MPI_Type_vector( 100-myrank, 1, 150, MPI_INT, &stype);
MPI_Type_commit( &stype );
/* sptr is the address of start of "myrank" column
*/
sptr = &sendarray[0][myrank];
MPI_Gatherv( sptr, 1, stype, rbuf, rcounts, displs, MPI_INT,
            root, comm);

```

Note that a different amount of data is received from each process.

Example 5.8 Same as Example 5.7, but done in a different way at the sending end. We create a datatype that causes the correct striding at the sending end so that we read a column of a C array. A similar thing was done in Example 4.16, Section 4.1.14.

MPI_FILE_OPEN or MPI_FILE_DELETE), the first argument passed to the error handler is MPI_FILE_NULL,

I/O error handling differs from communication error handling in another important aspect. By default, the predefined error handler for file handles is MPI_ERRORS_RETURN. The default file error handler has two purposes: when a new file handle is created (by MPI_FILE_OPEN), the error handler for the new file handle is initially set to the default error handler, and I/O routines that have no valid file handle on which to raise an error (e.g., MPI_FILE_OPEN or MPI_FILE_DELETE) use the default file error handler. The default file error handler can be changed by specifying MPI_FILE_NULL as the fh argument to MPI_FILE_SET_ERRHANDLER. The current value of the default file error handler can be determined by passing MPI_FILE_NULL as the fh argument to MPI_FILE_GET_ERRHANDLER.

Rationale. For communication, the default error handler is inherited from MPI_COMM_WORLD. In I/O, there is no analogous “root” file handle from which default properties can be inherited. Rather than invent a new global file handle, the default file error handler is manipulated as if it were attached to MPI_FILE_NULL. (*End of rationale.*)

13.8 I/O Error Classes

The implementation dependent error codes returned by the I/O routines can be converted into the error classes defined in Table 13.3.

In addition, calls to routines in this chapter may raise errors in other MPI classes, such as MPI_ERR_TYPE.

13.9 Examples

13.9.1 Double Buffering with Split Collective I/O

This example shows how to overlap computation and output. The computation is performed by the function `compute_buffer()`.

```

/*=====
*
* Function:          double_buffer
*
* Synopsis:
*   void double_buffer(
*       MPI_File fh,                ** IN
*       MPI_Datatype buftype,      ** IN
*       int bufcount                ** IN
*   )
*
* Description:
*   Performs the steps to overlap computation with a collective write
*   by using a double-buffering technique.
*
*=====

```

```

int a = 4, b;
MPI_File_open( MPI_COMM_WORLD, "myfile",
               MPI_MODE_RDWR, MPI_INFO_NULL, &fh );
MPI_File_set_view( fh, 0, MPI_INT, MPI_INT, "native", MPI_INFO_NULL );
MPI_File_write_at( fh, 10, &a, 1, MPI_INT, &status );
MPI_File_read_at( fh, 10, &b, 1, MPI_INT, &status );

```

Since

- nonconcurrent operations on a single file handle are sequentially consistent, and
- the program fragments specify an order for the operations,

MPI guarantees that both program fragments will read the value 4 into `b`. There is no need to set atomic mode for this example.

Similar considerations apply to conflicting accesses of the form:

```

MPI_File_write_all_begin( fh, ... );
MPI_File_iread( fh, ... );
MPI_Wait( fh, ... );
MPI_File_write_all_end( fh, ... );

```

Recall that constraints governing consistency and semantics are not relevant to the following:

```

MPI_File_write_all_begin( fh, ... );
MPI_File_read_all_begin( fh, ... );
MPI_File_read_all_end( fh, ... );
MPI_File_write_all_end( fh, ... );

```

since split collective operations on the same file handle may not overlap (see Section 13.4.5, page 404).

13.7 I/O Error Handling

By default, communication errors are fatal—`MPI_ERRORS_ARE_FATAL` is the default error handler associated with `MPI_COMM_WORLD`. I/O errors are usually less catastrophic (e.g., “file not found”) than communication errors, and common practice is to catch these errors and continue executing. For this reason, MPI provides additional error facilities for I/O.

Advice to users. MPI does not specify the state of a computation after an erroneous MPI call has occurred. A high-quality implementation will support the I/O error handling facilities, allowing users to write programs using common practice for I/O. (*End of advice to users.*)

Like communicators, each file handle has an error handler associated with it. The MPI I/O error handling routines are defined in Section 8.3, page 264.

When MPI calls a user-defined error handler resulting from an error on a particular file handle, the first two arguments passed to the file error handler are the file handle and the error code. For I/O errors that are not associated with a valid file handle (e.g., in

```

MPI_Comm comm;
int gsize, sendarray[100][150], *sptr;
int root, *rbuf, stride, myrank, disp[2], blocklen[2];
MPI_Datatype stype, type[2];
int *displs, i, *rcounts;

...

MPI_Comm_size( comm, &gsize);
MPI_Comm_rank( comm, &myrank );
rbuf = (int *)malloc(gsize*stride*sizeof(int));
displs = (int *)malloc(gsize*sizeof(int));
rcounts = (int *)malloc(gsize*sizeof(int));
for (i=0; i<gsize; ++i) {
    displs[i] = i*stride;
    rcounts[i] = 100-i;
}
/* Create datatype for one int, with extent of entire row
*/
disp[0] = 0;      disp[1] = 150*sizeof(int);
type[0] = MPI_INT; type[1] = MPI_UB;
blocklen[0] = 1;  blocklen[1] = 1;
MPI_Type_struct( 2, blocklen, disp, type, &stype );
MPI_Type_commit( &stype );
sptr = &sendarray[0][myrank];
MPI_Gatherv( sptr, 100-myrank, stype, rbuf, rcounts, displs, MPI_INT,
             root, comm);

```

Example 5.9 Same as Example 5.7 at sending side, but at receiving side we make the stride between received blocks vary from block to block. See Figure 5.8.

```

MPI_Comm comm;
int gsize, sendarray[100][150], *sptr;
int root, *rbuf, *stride, myrank, bufsize;
MPI_Datatype stype;
int *displs, i, *rcounts, offset;

...

MPI_Comm_size( comm, &gsize);
MPI_Comm_rank( comm, &myrank );

stride = (int *)malloc(gsize*sizeof(int));
...
/* stride[i] for i = 0 to gsize-1 is set somehow
*/

```

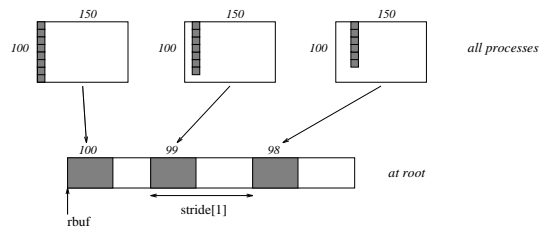



Figure 5.8: The root process gathers $100-i$ ints from column i of a 100×150 C array, and each set is placed $stride[i]$ ints apart (a varying stride).

```

/* set up displs and rcounts vectors first
*/
displs = (int *)malloc(gsize*sizeof(int));
rcounts = (int *)malloc(gsize*sizeof(int));
offset = 0;
for (i=0; i<gsize; ++i) {
    displs[i] = offset;
    offset += stride[i];
    rcounts[i] = 100-i;
}
/* the required buffer size for rbuf is now easily obtained
*/
bufsize = displs[gsize-1]+rcounts[gsize-1];
rbuf = (int *)malloc(bufsize*sizeof(int));
/* Create datatype for the column we are sending
*/
MPI_Type_vector( 100-myrank, 1, 150, MPI_INT, &stype);
MPI_Type_commit( &stype );
sptr = &sendarray[0][myrank];
MPI_Gatherv( sptr, 1, stype, rbuf, rcounts, displs, MPI_INT,
            root, comm);

```

Example 5.10 Process i sends num ints from the i -th column of a 100×150 int array, in C. The complicating factor is that the various values of num are not known to $root$, so a separate gather must first be run to find these out. The data is placed contiguously at the receiving end.

```

MPI_Comm comm;
int gsize, sendarray[100][150], *sptr;
int root, *rbuf, stride, myrank, disp[2], blocklen[2];
MPI_Datatype stype, types[2];
int *displs, i, *rcounts, num;

...

```

Asynchronous I/O

The behavior of asynchronous I/O operations is determined by applying the rules specified above for synchronous I/O operations.

The following examples all access a preexisting file “myfile.” Word 10 in myfile initially contains the integer 2. Each example writes and reads word 10.

First consider the following code fragment:

```

int a = 4, b, TRUE=1;
MPI_File_open( MPI_COMM_WORLD, "myfile",
              MPI_MODE_RDWR, MPI_INFO_NULL, &fh );
MPI_File_set_view( fh, 0, MPI_INT, MPI_INT, "native", MPI_INFO_NULL );
/* MPI_File_set_atomicsity( fh, TRUE ); Use this to set atomic mode. */
MPI_File_iread_at(fh, 10, &b, 1, MPI_INT, &reqs[1]);
MPI_File_iread_at(fh, 10, &a, 1, MPI_INT, &reqs[0]);
MPI_Waitall(2, reqs, statuses);

```

For asynchronous data access operations, MPI specifies that the access occurs at any time between the call to the asynchronous data access routine and the return from the corresponding request complete routine. Thus, executing either the read before the write, or the write before the read is consistent with program order. If atomic mode is set, then MPI guarantees sequential consistency, and the program will read either 2 or 4 into b . If atomic mode is not set, then sequential consistency is not guaranteed and the program may read something other than 2 or 4 due to the conflicting data access.

Similarly, the following code fragment does not order file accesses:

```

int a = 4, b;
MPI_File_open( MPI_COMM_WORLD, "myfile",
              MPI_MODE_RDWR, MPI_INFO_NULL, &fh );
MPI_File_set_view( fh, 0, MPI_INT, MPI_INT, "native", MPI_INFO_NULL );
/* MPI_File_set_atomicsity( fh, TRUE ); Use this to set atomic mode. */
MPI_File_iread_at(fh, 10, &b, 1, MPI_INT, &reqs[1]);
MPI_File_iread_at(fh, 10, &a, 1, MPI_INT, &reqs[0]);
MPI_Wait(&reqs[0], &status);
MPI_Wait(&reqs[1], &status);

```

If atomic mode is set, either 2 or 4 will be read into b . Again, MPI does not guarantee sequential consistency in nonatomic mode.

On the other hand, the following code fragment:

```

int a = 4, b;
MPI_File_open( MPI_COMM_WORLD, "myfile",
              MPI_MODE_RDWR, MPI_INFO_NULL, &fh );
MPI_File_set_view( fh, 0, MPI_INT, MPI_INT, "native", MPI_INFO_NULL );
MPI_File_iread_at(fh, 10, &a, 1, MPI_INT, &reqs[0]);
MPI_Wait(&reqs[0], &status);
MPI_File_iread_at(fh, 10, &b, 1, MPI_INT, &reqs[1]);
MPI_Wait(&reqs[1], &status);

```

defines the same ordering as:

```
MPI_Barrier( MPI_COMM_WORLD ) ;
MPI_File_sync( fh1 ) ;
MPI_File_read_at(fh1, 0, b, 10, MPI_INT, &status ) ;
```

The “sync-barrier-sync” construct is required because:

- The barrier ensures that the write on process 0 occurs before the read on process 1.
- The first sync guarantees that the data written by all processes is transferred to the storage device.
- The second sync guarantees that all data which has been transferred to the storage device is visible to all processes. (This does not affect process 0 in this example.)

The following program represents an erroneous attempt to achieve consistency by eliminating the apparently superfluous second “sync” call for each process.

```
/* ----- THIS EXAMPLE IS ERRONEOUS ----- */
/* Process 0 */
int i, a[10] ;
for ( i=0;i<10;i++)
    a[i] = 5 ;

MPI_File_open( MPI_COMM_WORLD, "workfile",
               MPI_MODE_RDWR | MPI_MODE_CREATE, MPI_INFO_NULL, &fh0 ) ;
MPI_File_set_view( fh0, 0, MPI_INT, MPI_INT, "native", MPI_INFO_NULL ) ;
MPI_File_write_at(fh0, 0, a, 10, MPI_INT, &status ) ;
MPI_File_sync( fh0 ) ;
MPI_Barrier( MPI_COMM_WORLD ) ;

/* Process 1 */
int b[10] ;
MPI_File_open( MPI_COMM_WORLD, "workfile",
               MPI_MODE_RDWR | MPI_MODE_CREATE, MPI_INFO_NULL, &fh1 ) ;
MPI_File_set_view( fh1, 0, MPI_INT, MPI_INT, "native", MPI_INFO_NULL ) ;
MPI_Barrier( MPI_COMM_WORLD ) ;
MPI_File_sync( fh1 ) ;
MPI_File_read_at(fh1, 0, b, 10, MPI_INT, &status ) ;

/* ----- THIS EXAMPLE IS ERRONEOUS ----- */
```

The above program also violates the MPI rule against out-of-order collective operations and will deadlock for implementations in which MPI_FILE_SYNC blocks.

Advice to users. Some implementations may choose to implement MPI_FILE_SYNC as a temporally synchronizing function. When using such an implementation, the “sync-barrier-sync” construct above can be replaced by a single “sync.” The results of using such code with an implementation for which MPI_FILE_SYNC is not temporally synchronizing is undefined. (*End of advice to users.*)

```
MPI_Comm_size( comm, &gsize);
MPI_Comm_rank( comm, &myrank );

/* First, gather nums to root
 */
rcounts = (int *)malloc(gsize*sizeof(int));
MPI_Gather( &num, 1, MPI_INT, rcounts, 1, MPI_INT, root, comm);
/* root now has correct rcounts, using these we set displs[] so
 * that data is placed contiguously (or concatenated) at receive end
 */
displs = (int *)malloc(gsize*sizeof(int));
displs[0] = 0;
for (i=1; i<gsize; ++i) {
    displs[i] = displs[i-1]+rcounts[i-1];
}
/* And, create receive buffer
 */
rbuf = (int *)malloc(gsize*(displs[gsize-1]+rcounts[gsize-1])
                    *sizeof(int));

/* Create datatype for one int, with extent of entire row
 */
disp[0] = 0;      disp[1] = 150*sizeof(int);
type[0] = MPI_INT; type[1] = MPI_UB;
blocklen[0] = 1;  blocklen[1] = 1;
MPI_Type_struct( 2, blocklen, disp, type, &stype );
MPI_Type_commit( &stype );
sptr = &sendarray[0][myrank];
MPI_Gatherv( sptr, num, stype, rbuf, rcounts, displs, MPI_INT,
             root, comm);
```

5.6 Scatter

```

MPI_SCATTER( sendbuf, sendcount, sendtype, recvbuf, recvcount, recvtype, root, comm)
  IN      sendbuf      address of send buffer (choice, significant only at root)
  IN      sendcount    number of elements sent to each process (non-negative
                        integer, significant only at root)
  IN      sendtype     data type of send buffer elements (significant only at
                        root) (handle)
  OUT     recvbuf      address of receive buffer (choice)
  IN      recvcount    number of elements in receive buffer (non-negative in-
                        teger)
  IN      recvtype     data type of receive buffer elements (handle)
  IN      root         rank of sending process (integer)
  IN      comm         communicator (handle)

```

```

int MPI_Scatter(void* sendbuf, int sendcount, MPI_Datatype sendtype,
               void* recvbuf, int recvcount, MPI_Datatype recvtype, int root,
               MPI_Comm comm)

```

```

MPI_SCATTER(SENDBUF, SENDCOUNT, SENDTYPE, RECVBUF, RECVCOUNT, RECVTYPE,
            ROOT, COMM, IERROR)
  <type> SENDBUF(*), RECVBUF(*)
  INTEGER SENDCOUNT, SENDTYPE, RECVCOUNT, RECVTYPE, ROOT, COMM, IERROR

```

```

void MPI::Comm::Scatter(const void* sendbuf, int sendcount, const
                       MPI::Datatype& sendtype, void* recvbuf, int recvcount,
                       const MPI::Datatype& recvtype, int root) const = 0

```

MPI_SCATTER is the inverse operation to MPI_GATHER.

If comm is an intracommunicator, the outcome is *as if* the root executed *n* send operations,

```

MPI_Send(sendbuf + i · sendcount · extent(sendtype), sendcount, sendtype, i, ...),

```

and each process executed a receive,

```

MPI_Recv(recvbuf, recvcount, recvtype, i, ...).

```

An alternative description is that the root sends a message with MPI_Send(sendbuf, sendcount·*n*, sendtype, ...). This message is split into *n* equal segments, the *i*-th segment is sent to the *i*-th process in the group, and each process receives this message as above.

The send buffer is ignored for all non-root processes.

The type signature associated with sendcount, sendtype at the root must be equal to the type signature associated with recvcount, recvtype at all processes (however, the type maps may be different). This implies that the amount of data sent must be equal to the amount of data received, pairwise between each process and the root. Distinct type maps between sender and receiver are still allowed.

```

1
2
3
4
5
6
7
8
9
10
11
12
13
14
15
16
17
18
19
20
21
22
23
24
25
26
27
28
29
30
31
32
33
34
35
36
37
38
39
40
41
42
43
44
45
46
47
48

```

```

for ( i=0;i<10;i++)
  a[i] = 5 ;

MPI_File_open( MPI_COMM_WORLD, "workfile",
               MPI_MODE_RDWR | MPI_MODE_CREATE, MPI_INFO_NULL, &fh0 ) ;
MPI_File_set_view( fh0, 0, MPI_INT, MPI_INT, "native", MPI_INFO_NULL ) ;
MPI_File_set_atomicsity( fh0, TRUE ) ;
MPI_File_write_at(fh0, 0, a, 10, MPI_INT, &status) ;
/* MPI_Barrier( MPI_COMM_WORLD ) ; */

/* Process 1 */
int b[10] ;
int TRUE = 1;
MPI_File_open( MPI_COMM_WORLD, "workfile",
               MPI_MODE_RDWR | MPI_MODE_CREATE, MPI_INFO_NULL, &fh1 ) ;
MPI_File_set_view( fh1, 0, MPI_INT, MPI_INT, "native", MPI_INFO_NULL ) ;
MPI_File_set_atomicsity( fh1, TRUE ) ;
/* MPI_Barrier( MPI_COMM_WORLD ) ; */
MPI_File_read_at(fh1, 0, b, 10, MPI_INT, &status) ;

```

A user may guarantee that the write on process 0 precedes the read on process 1 by imposing temporal order with, for example, calls to MPI_BARRIER.

Advice to users. Routines other than MPI_BARRIER may be used to impose temporal order. In the example above, process 0 could use MPI_SEND to send a 0 byte message, received by process 1 using MPI_RECV. (*End of advice to users.*)

Alternatively, a user can impose consistency with nonatomic mode set:

```

30
31
32
33
34
35
36
37
38
39
40
41
42
43
44
45
46
47
48

```

```

/* Process 0 */
int i, a[10] ;
for ( i=0;i<10;i++)
  a[i] = 5 ;

MPI_File_open( MPI_COMM_WORLD, "workfile",
               MPI_MODE_RDWR | MPI_MODE_CREATE, MPI_INFO_NULL, &fh0 ) ;
MPI_File_set_view( fh0, 0, MPI_INT, MPI_INT, "native", MPI_INFO_NULL ) ;
MPI_File_write_at(fh0, 0, a, 10, MPI_INT, &status) ;
MPI_File_sync( fh0 ) ;
MPI_Barrier( MPI_COMM_WORLD ) ;
MPI_File_sync( fh0 ) ;

/* Process 1 */
int b[10] ;
MPI_File_open( MPI_COMM_WORLD, "workfile",
               MPI_MODE_RDWR | MPI_MODE_CREATE, MPI_INFO_NULL, &fh1 ) ;
MPI_File_set_view( fh1, 0, MPI_INT, MPI_INT, "native", MPI_INFO_NULL ) ;
MPI_File_sync( fh1 ) ;

```

13.6.9 File Size

The size of a file may be increased by writing to the file after the current end of file. The size may also be changed by calling MPI *size changing* routines, such as MPI_FILE_SET_SIZE. A call to a size changing routine does not necessarily change the file size. For example, calling MPI_FILE_PREALLOCATE with a size less than the current size does not change the size.

Consider a set of bytes that has been written to a file since the most recent call to a size changing routine, or since MPI_FILE_OPEN if no such routine has been called. Let the *high byte* be the byte in that set with the largest displacement. The file size is the larger of

- One plus the displacement of the high byte.
- The size immediately after the size changing routine, or MPI_FILE_OPEN, returned.

When applying consistency semantics, calls to MPI_FILE_SET_SIZE and MPI_FILE_PREALLOCATE are considered writes to the file (which conflict with operations that access bytes at displacements between the old and new file sizes), and MPI_FILE_GET_SIZE is considered a read of the file (which overlaps with all accesses to the file).

Advice to users. Any sequence of operations containing the collective routines MPI_FILE_SET_SIZE and MPI_FILE_PREALLOCATE is a write sequence. As such, sequential consistency in nonatomic mode is not guaranteed unless the conditions in Section 13.6.1, page 420, are satisfied. (*End of advice to users.*)

File pointer update semantics (i.e., file pointers are updated by the amount accessed) are only guaranteed if file size changes are sequentially consistent.

Advice to users. Consider the following example. Given two operations made by separate processes to a file containing 100 bytes: an MPI_FILE_READ of 10 bytes and an MPI_FILE_SET_SIZE to 0 bytes. If the user does not enforce sequential consistency between these two operations, the file pointer may be updated by the amount requested (10 bytes) even if the amount accessed is zero bytes. (*End of advice to users.*)

13.6.10 Examples

The examples in this section illustrate the application of the MPI consistency and semantics guarantees. These address

- conflicting accesses on file handles obtained from a single collective open, and
- all accesses on file handles obtained from two separate collective opens.

The simplest way to achieve consistency for conflicting accesses is to obtain sequential consistency by setting atomic mode. For the code below, process 1 will read either 0 or 10 integers. If the latter, every element of *b* will be 5. If nonatomic mode is set, the results of the read are undefined.

```
/* Process 0 */
int i, a[10] ;
int TRUE = 1;
```

All arguments to the function are significant on process root, while on other processes, only arguments *recvbuf*, *recvcount*, *recvtype*, *root*, and *comm* are significant. The arguments *root* and *comm* must have identical values on all processes.

The specification of counts and types should not cause any location on the root to be read more than once.

Rationale. Though not needed, the last restriction is imposed so as to achieve symmetry with MPI_GATHER, where the corresponding restriction (a multiple-write restriction) is necessary. (*End of rationale.*)

The “in place” option for intracommunicators is specified by passing MPI_IN_PLACE as the value of *recvbuf* at the root. In such case, *recvcount* and *recvtype* are ignored, and root “sends” no data to itself. The scattered vector is still assumed to contain *n* segments, where *n* is the group size; the *root*-th segment, which root should “send to itself,” is not moved.

If *comm* is an intercommunicator, then the call involves all processes in the intercommunicator, but with one group (group A) defining the root process. All processes in the other group (group B) pass the same value in argument *root*, which is the rank of the root in group A. The root passes the value MPI_ROOT in *root*. All other processes in group A pass the value MPI_PROC_NULL in *root*. Data is scattered from the root to all processes in group B. The receive buffer arguments of the processes in group B must be consistent with the send buffer argument of the root.

MPI_SCATTERV(*sendbuf*, *sendcounts*, *displs*, *sendtype*, *recvbuf*, *recvcount*, *recvtype*, *root*, *comm*)

IN	<i>sendbuf</i>	address of send buffer (choice, significant only at root)
IN	<i>sendcounts</i>	non-negative integer array (of length group size) specifying the number of elements to send to each processor
IN	<i>displs</i>	integer array (of length group size). Entry <i>i</i> specifies the displacement (relative to <i>sendbuf</i> from which to take the outgoing data to process <i>i</i>)
IN	<i>sendtype</i>	data type of send buffer elements (handle)
OUT	<i>recvbuf</i>	address of receive buffer (choice)
IN	<i>recvcount</i>	number of elements in receive buffer (non-negative integer)
IN	<i>recvtype</i>	data type of receive buffer elements (handle)
IN	<i>root</i>	rank of sending process (integer)
IN	<i>comm</i>	communicator (handle)

```
int MPI_Scatterv(void* sendbuf, int *sendcounts, int *displs,
                MPI_Datatype sendtype, void* recvbuf, int recvcount,
                MPI_Datatype recvtype, int root, MPI_Comm comm)
MPI_SCATTERV(SENDBUF, SENDCOUNTS, DISPLS, SENDTYPE, RECVBUF, RECVCOUNT,
             RECVTYPE, ROOT, COMM, IERROR)
```

```

<type> SENDBUF(*), RECVBUF(*)
INTEGER SENDCOUNTS(*), DISPLS(*), SENDTYPE, RECVCOUNT, RECVTYPE, ROOT,
COMM, IERROR

```

```

void MPI::Comm::Scatterv(const void* sendbuf, const int sendcounts[],
    const int displs[], const MPI::Datatype& sendtype,
    void* recvbuf, int recvcnt, const MPI::Datatype& recvtpe,
    int root) const = 0

```

MPI_SCATTERV is the inverse operation to MPI_GATHERV.

MPI_SCATTERV extends the functionality of MPI_SCATTER by allowing a varying count of data to be sent to each process, since `sendcounts` is now an array. It also allows more flexibility as to where the data is taken from on the root, by providing an additional argument, `displs`.

If `comm` is an intracommunicator, the outcome is as if the root executed `n` send operations,

```
MPI_Send(sendbuf + displs[i]·extent(sendtype), sendcounts[i], sendtype, i, ...),
```

and each process executed a receive,

```
MPI_Recv(recvbuf, recvcnt, recvtpe, i, ...).
```

The send buffer is ignored for all non-root processes.

The type signature implied by `sendcount[i]`, `sendtype` at the root must be equal to the type signature implied by `recvcnt`, `recvtpe` at process `i` (however, the type maps may be different). This implies that the amount of data sent must be equal to the amount of data received, pairwise between each process and the root. Distinct type maps between sender and receiver are still allowed.

All arguments to the function are significant on process `root`, while on other processes, only arguments `recvbuf`, `recvcnt`, `recvtpe`, `root`, and `comm` are significant. The arguments `root` and `comm` must have identical values on all processes.

The specification of counts, types, and displacements should not cause any location on the root to be read more than once.

The “in place” option for intracommunicators is specified by passing `MPI_IN_PLACE` as the value of `recvbuf` at the root. In such case, `recvcnt` and `recvtpe` are ignored, and root “sends” no data to itself. The scattered vector is still assumed to contain `n` segments, where `n` is the group size; the `root`-th segment, which root should “send to itself,” is not moved.

If `comm` is an intercommunicator, then the call involves all processes in the intercommunicator, but with one group (group A) defining the root process. All processes in the other group (group B) pass the same value in argument `root`, which is the rank of the root in group A. The root passes the value `MPI_ROOT` in `root`. All other processes in group A pass the value `MPI_PROC_NULL` in `root`. Data is scattered from the root to all processes in group B. The receive buffer arguments of the processes in group B must be consistent with the send buffer argument of the root.

5.6.1 Examples using MPI_SCATTER, MPI_SCATTERV

The examples in this section use intracommunicators.

Example 5.11 The reverse of Example 5.2. Scatter sets of 100 ints from the root to each process in the group. See Figure 5.9.

Collective file operations are collective over a dup of the communicator used to open the file—this duplicate communicator is implicitly specified via the file handle argument. Different processes can pass different values for other arguments of a collective routine unless specified otherwise.

13.6.5 Type Matching

The type matching rules for I/O mimic the type matching rules for communication with one exception: if `etype` is `MPI_BYTE`, then this matches any `datatype` in a data access operation. In general, the `etype` of data items written must match the `etype` used to read the items, and for each data access operation, the current `etype` must also match the type declaration of the data access buffer.

Advice to users. In most cases, use of `MPI_BYTE` as a wild card will defeat the file interoperability features of MPI. File interoperability can only perform automatic conversion between heterogeneous data representations when the exact datatypes accessed are explicitly specified. (*End of advice to users.*)

13.6.6 Miscellaneous Clarifications

Once an I/O routine completes, it is safe to free any opaque objects passed as arguments to that routine. For example, the `comm` and `info` used in an `MPI_FILE_OPEN`, or the `etype` and `filetype` used in an `MPI_FILE_SET_VIEW`, can be freed without affecting access to the file. Note that for nonblocking routines and split collective operations, the operation must be completed before it is safe to reuse data buffers passed as arguments.

As in communication, datatypes must be committed before they can be used in file manipulation or data access operations. For example, the `etype` and `filetype` must be committed before calling `MPI_FILE_SET_VIEW`, and the `datatype` must be committed before calling `MPI_FILE_READ` or `MPI_FILE_WRITE`.

13.6.7 MPI_Offset Type

`MPI_Offset` is an integer type of size sufficient to represent the size (in bytes) of the largest file supported by MPI. Displacements and offsets are always specified as values of type `MPI_Offset`.

In Fortran, the corresponding integer is an integer of kind `MPI_OFFSET_KIND`, defined in `mpif.h` and the `mpi` module.

In Fortran 77 environments that do not support `KIND` parameters, `MPI_Offset` arguments should be declared as an `INTEGER` of suitable size. The language interoperability implications for `MPI_Offset` are similar to those for addresses (see Section 16.3, page 478).

13.6.8 Logical vs. Physical File Layout

MPI specifies how the data should be laid out in a virtual file structure (the view), not how that file structure is to be stored on one or more disks. Specification of the physical file structure was avoided because it is expected that the mapping of files to disks will be system specific, and any specific control over file layout would therefore restrict program portability. However, there are still cases where some information may be necessary to optimize file layout. This information can be provided as *hints* specified via *info* when a file is created (see Section 13.2.8, page 382).

MPI_FILE_SYNC may be necessary to ensure sequential consistency in certain cases (see above).

MPI_FILE_SYNC is a collective operation.

The user is responsible for ensuring that all nonblocking requests and split collective operations on fh have been completed before calling MPI_FILE_SYNC—otherwise, the call to MPI_FILE_SYNC is erroneous.

13.6.2 Random Access vs. Sequential Files

MPI distinguishes ordinary random access files from sequential stream files, such as pipes and tape files. Sequential stream files must be opened with the MPI_MODE_SEQUENTIAL flag set in the amode. For these files, the only permitted data access operations are shared file pointer reads and writes. Filetypes and etypes with holes are erroneous. In addition, the notion of file pointer is not meaningful; therefore, calls to MPI_FILE_SEEK_SHARED and MPI_FILE_GET_POSITION_SHARED are erroneous, and the pointer update rules specified for the data access routines do not apply. The amount of data accessed by a data access operation will be the amount requested unless the end of file is reached or an error is raised.

Rationale. This implies that reading on a pipe will always wait until the requested amount of data is available or until the process writing to the pipe has issued an end of file. (*End of rationale.*)

Finally, for some sequential files, such as those corresponding to magnetic tapes or streaming network connections, writes to the file may be destructive. In other words, a write may act as a truncate (a MPI_FILE_SET_SIZE with size set to the current position) followed by the write.

13.6.3 Progress

The progress rules of MPI are both a promise to users and a set of constraints on implementors. In cases where the progress rules restrict possible implementation choices more than the interface specification alone, the progress rules take precedence.

All blocking routines must complete in finite time unless an exceptional condition (such as resource exhaustion) causes an error.

Nonblocking data access routines inherit the following progress rule from nonblocking point to point communication: a nonblocking write is equivalent to a nonblocking send for which a receive is eventually posted, and a nonblocking read is equivalent to a nonblocking receive for which a send is eventually posted.

Finally, an implementation is free to delay progress of collective routines until all processes in the group associated with the collective call have invoked the routine. Once all processes in the group have invoked the routine, the progress rule of the equivalent noncollective routine must be followed.

13.6.4 Collective File Operations

Collective file operations are subject to the same restrictions as collective communication operations. For a complete discussion, please refer to the semantics set forth in Section 5.12 on page 177.

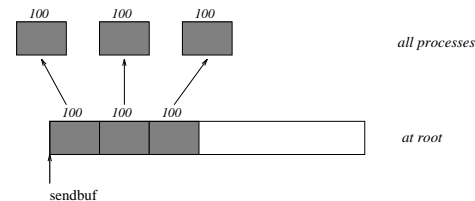


Figure 5.9: The root process scatters sets of 100 ints to each process in the group.

```

1 MPI_Comm comm;
2 int gsize,*sendbuf;
3 int root, rbuf[100];
4 ...
5 MPI_Comm_size( comm, &gsize);
6 sendbuf = (int *)malloc(gsize*100*sizeof(int));
7 ...
8 MPI_Scatter( sendbuf, 100, MPI_INT, rbuf, 100, MPI_INT, root, comm);

```

Example 5.12 The reverse of Example 5.5. The root process scatters sets of 100 ints to the other processes, but the sets of 100 are *stride ints* apart in the sending buffer. Requires use of MPI_SCATTERV. Assume *stride* ≥ 100 . See Figure 5.10.

```

1 MPI_Comm comm;
2 int gsize,*sendbuf;
3 int root, rbuf[100], i, *displs, *counts;
4 ...
5 MPI_Comm_size( comm, &gsize);
6 sendbuf = (int *)malloc(gsize*stride*sizeof(int));
7 ...
8 displs = (int *)malloc(gsize*sizeof(int));
9 counts = (int *)malloc(gsize*sizeof(int));
10 for (i=0; i<gsize; ++i) {
11     displs[i] = i*stride;
12     counts[i] = 100;
13 }
14 MPI_Scatterv( sendbuf, counts, displs, MPI_INT, rbuf, 100, MPI_INT,
15             root, comm);

```

Example 5.13 The reverse of Example 5.9. We have a varying stride between blocks at sending (root) side, at the receiving side we receive into the *i*-th column of a 100×150 C array. See Figure 5.11.

```

1 MPI_Comm comm;

```

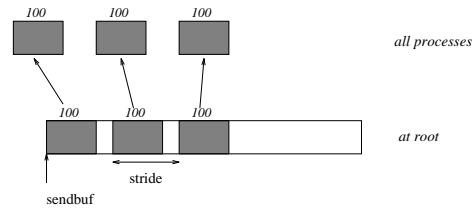


Figure 5.10: The root process scatters sets of 100 ints, moving by `stride` ints from `send` to `send` in the scatter.

```

1  int gsize, recvarray[100][150], *rptr;
2  int root, *sendbuf, myrank, bufsize, *stride;
3  MPI_Datatype rtype;
4  int i, *displs, *counts, offset;
5  ...
6  MPI_Comm_size( comm, &gsize);
7  MPI_Comm_rank( comm, &myrank );
8
9  stride = (int *)malloc(gsize*sizeof(int));
10 ...
11 /* stride[i] for i = 0 to gsize-1 is set somehow
12  * sendbuf comes from elsewhere
13  */
14 ...
15 displs = (int *)malloc(gsize*sizeof(int));
16 counts = (int *)malloc(gsize*sizeof(int));
17 offset = 0;
18 for (i=0; i<gsize; ++i) {
19     displs[i] = offset;
20     offset += stride[i];
21     counts[i] = 100 - i;
22 }
23 /* Create datatype for the column we are receiving
24  */
25 MPI_Type_vector( 100-myrank, 1, 150, MPI_INT, &rtype);
26 MPI_Type_commit( &rtype );
27 rptr = &recvarray[0][myrank];
28 MPI_Scatterv( sendbuf, counts, displs, MPI_INT, rptr, 1, rtype,
29             root, comm);

```

1
2
3
4
5
6
7
8
9
10
11
12
13
14
15
16
17
18
19
20
21
22
23
24
25
26
27
28
29
30
31
32
33
34
35
36
37
38
39
40
41
42
43
44
45
46
47
48

```

1 void MPI::File::Set_atomicity(bool flag)

```

```

2
3 Let FH be the set of file handles created by one collective open. The consistency
4 semantics for data access operations using FH is set by collectively calling
5 MPI_FILE_SET_ATOMICITY on FH. MPI_FILE_SET_ATOMICITY is collective; all pro-
6 cesses in the group must pass identical values for fh and flag. If flag is true, atomic mode is
7 set; if flag is false, nonatomic mode is set.

```

```

8 Changing the consistency semantics for an open file only affects new data accesses.
9 All completed data accesses are guaranteed to abide by the consistency semantics in effect
10 during their execution. Nonblocking data accesses and split collective operations that have
11 not completed (e.g., via MPI_WAIT) are only guaranteed to abide by nonatomic mode
12 consistency semantics.

```

Advice to implementors. Since the semantics guaranteed by atomic mode are stronger than those guaranteed by nonatomic mode, an implementation is free to adhere to the more stringent atomic mode semantics for outstanding requests. (*End of advice to implementors.*)

```

20 MPI_FILE_GET_ATOMICITY(fh, flag)

```

IN	fh	file handle (handle)
OUT	flag	true if atomic mode, false if nonatomic mode (logical)

```

25 int MPI_File_get_atomicity(MPI_File fh, int *flag)

```

```

26 MPI_FILE_GET_ATOMICITY(FH, FLAG, IERROR)
27     INTEGER FH, IERROR
28     LOGICAL FLAG

```

```

30 bool MPI::File::Get_atomicity() const

```

```

31
32 MPI_FILE_GET_ATOMICITY returns the current consistency semantics for data access
33 operations on the set of file handles created by one collective open. If flag is true, atomic
34 mode is enabled; if flag is false, nonatomic mode is enabled.

```

```

36 MPI_FILE_SYNC(fh)

```

INOUT	fh	file handle (handle)
-------	----	----------------------

```

40 int MPI_File_sync(MPI_File fh)

```

```

41 MPI_FILE_SYNC(FH, IERROR)
42     INTEGER FH, IERROR

```

```

44 void MPI::File::Sync()

```

```

45
46 Calling MPI_FILE_SYNC with fh causes all previous writes to fh by the calling process
47 to be transferred to the storage device. If other processes have made updates to the storage
48 device, then all such updates become visible to subsequent reads of fh by the calling process.

```


overlap if $D_1 \cap D_2 \neq \emptyset$. The two data accesses *conflict* if they overlap and at least one is a write access.

Let SEQ_{fh} be a sequence of file operations on a single file handle, bracketed by `MPI_FILE_SYNCs` on that file handle. (Both opening and closing a file implicitly perform an `MPI_FILE_SYNC`.) SEQ_{fh} is a “write sequence” if any of the data access operations in the sequence are writes or if any of the file manipulation operations in the sequence change the state of the file (e.g., `MPI_FILE_SET_SIZE` or `MPI_FILE_PREALLOCATE`). Given two sequences, SEQ_1 and SEQ_2 , we say they are not *concurrent* if one sequence is guaranteed to completely precede the other (temporally).

The requirements for guaranteeing sequential consistency among all accesses to a particular file are divided into the three cases given below. If any of these requirements are not met, then the value of all data in that file is implementation dependent.

Case 1: $fh_1 \in FH_1$ All operations on fh_1 are sequentially consistent if atomic mode is set. If nonatomic mode is set, then all operations on fh_1 are sequentially consistent if they are either nonconcurrent, nonconflicting, or both.

Case 2: $fh_{1a} \in FH_1$ and $fh_{1b} \in FH_1$ Assume A_1 is a data access operation using fh_{1a} , and A_2 is a data access operation using fh_{1b} . If for any access A_1 , there is no access A_2 that conflicts with A_1 , then MPI guarantees sequential consistency.

However, unlike POSIX semantics, the default MPI semantics for conflicting accesses do not guarantee sequential consistency. If A_1 and A_2 conflict, sequential consistency can be guaranteed by either enabling atomic mode via the `MPI_FILE_SET_ATOMICITY` routine, or meeting the condition described in Case 3 below.

Case 3: $fh_1 \in FH_1$ and $fh_2 \in FH_2$ Consider access to a single file using file handles from distinct collective opens. In order to guarantee sequential consistency, `MPI_FILE_SYNC` must be used (both opening and closing a file implicitly perform an `MPI_FILE_SYNC`).

Sequential consistency is guaranteed among accesses to a single file if for any write sequence SEQ_1 to the file, there is no sequence SEQ_2 to the file which is *concurrent* with SEQ_1 . To guarantee sequential consistency when there are write sequences, `MPI_FILE_SYNC` must be used together with a mechanism that guarantees nonconcurrency of the sequences.

See the examples in Section 13.6.10, page 425, for further clarification of some of these consistency semantics.

```
MPI_FILE_SET_ATOMICITY(fh, flag)
```

INOUT	fh	file handle (handle)
IN	flag	true to set atomic mode, false to set nonatomic mode (logical)

```
int MPI_File_set_atomicity(MPI_File fh, int flag)
```

```
MPI_FILE_SET_ATOMICITY(FH, FLAG, IERROR)
    INTEGER FH, IERROR
    LOGICAL FLAG
```

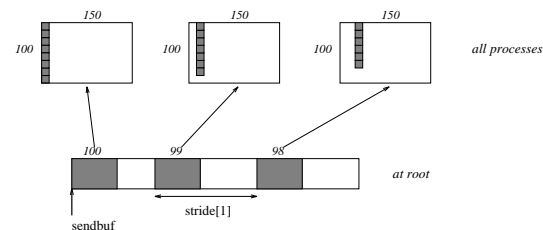


Figure 5.11: The root scatters blocks of $100-i$ ints into column i of a 100×150 C array. At the sending side, the blocks are $\text{stride}[i]$ ints apart.

5.7 Gather-to-all

```
MPI_ALLGATHER( sendbuf, sendcount, sendtype, recvbuf, recvcount, recvtype, comm)
    IN    sendbuf    starting address of send buffer (choice)
    IN    sendcount  number of elements in send buffer (non-negative integer)
    IN    sendtype   data type of send buffer elements (handle)
    OUT   recvbuf    address of receive buffer (choice)
    IN    recvcount  number of elements received from any process (non-negative integer)
    IN    recvtype   data type of receive buffer elements (handle)
    IN    comm       communicator (handle)
```

```
int MPI_Allgather(void* sendbuf, int sendcount, MPI_Datatype sendtype,
    void* recvbuf, int recvcount, MPI_Datatype recvtype,
    MPI_Comm comm)
```

```
MPI_ALLGATHER(SENDBUF, SENDCOUNT, SENDTYPE, RECVBUF, RECVCOUNT, RECVTYPE,
    COMM, IERROR)
    <type> SENDBUF(*), RECVBUF(*)
    INTEGER SENDCOUNT, SENDTYPE, RECVCOUNT, RECVTYPE, COMM, IERROR
```

```
void MPI::Comm::Allgather(const void* sendbuf, int sendcount, const
    MPI::Datatype& sendtype, void* recvbuf, int recvcount,
    const MPI::Datatype& recvtype) const = 0
```

`MPI_ALLGATHER` can be thought of as `MPI_GATHER`, but where all processes receive the result, instead of just the root. The block of data sent from the j -th process is received by every process and placed in the j -th block of the buffer `recvbuf`.

The type signature associated with `sendcount`, `sendtype`, at a process must be equal to the type signature associated with `recvcount`, `recvtype` at any other process.

If `comm` is an intracommunicator, the outcome of a call to `MPI_ALLGATHER(...)` is as if all processes executed `n` calls to

```
MPI_GATHER(sendbuf, sendcount, sendtype, recvbuf, recvcount,
           recvtype, root, comm),
```

for `root = 0, ..., n-1`. The rules for correct usage of `MPI_ALLGATHER` are easily found from the corresponding rules for `MPI_GATHER`.

The “in place” option for intracommunicators is specified by passing the value `MPI_IN_PLACE` to the argument `sendbuf` at all processes. `sendcount` and `sendtype` are ignored. Then the input data of each process is assumed to be in the area where that process would receive its own contribution to the receive buffer.

If `comm` is an intercommunicator, then each process in group A contributes a data item; these items are concatenated and the result is stored at each process in group B. Conversely the concatenation of the contributions of the processes in group B is stored at each process in group A. The send buffer arguments in group A must be consistent with the receive buffer arguments in group B, and vice versa.

Advice to users. The communication pattern of `MPI_ALLGATHER` executed on an intercommunication domain need not be symmetric. The number of items sent by processes in group A (as specified by the arguments `sendcount`, `sendtype` in group A and the arguments `recvcount`, `recvtype` in group B), need not equal the number of items sent by processes in group B (as specified by the arguments `sendcount`, `sendtype` in group B and the arguments `recvcount`, `recvtype` in group A). In particular, one can move data in only one direction by specifying `sendcount = 0` for the communication in the reverse direction.

(End of advice to users.)

```
MPI_ALLGATHERV( sendbuf, sendcount, sendtype, recvbuf, recvcounts, displs, recvtype, comm)
```

IN	<code>sendbuf</code>	starting address of send buffer (choice)
IN	<code>sendcount</code>	number of elements in send buffer (non-negative integer)
IN	<code>sendtype</code>	data type of send buffer elements (handle)
OUT	<code>recvbuf</code>	address of receive buffer (choice)
IN	<code>recvcounts</code>	non-negative integer array (of length group size) containing the number of elements that are received from each process
IN	<code>displs</code>	integer array (of length group size). Entry <code>i</code> specifies the displacement (relative to <code>recvbuf</code>) at which to place the incoming data from process <code>i</code>
IN	<code>recvtype</code>	data type of receive buffer elements (handle)
IN	<code>comm</code>	communicator (handle)

```
int MPI_Allgather(void* sendbuf, int sendcount, MPI_Datatype sendtype,
                 void* recvbuf, int *recvcounts, int *displs,
```

- In the case of Fortran 90 programs, the programs participating in the data accesses obtain compatible datatypes using MPI routines that specify precision and/or range (Section 16.2.5, page 470).

- For any given data item, the programs participating in the data accesses use compatible predefined types to write and read the data item.

User-defined data representations may be used to provide an implementation compatibility with another implementation’s “native” or “internal” representation.

Advice to users. Section 16.2.5, page 470, defines routines that support the use of matching datatypes in heterogeneous environments and contains examples illustrating their use. *(End of advice to users.)*

13.6 Consistency and Semantics

13.6.1 File Consistency

Consistency semantics define the outcome of multiple accesses to a single file. All file accesses in MPI are relative to a specific file handle created from a collective open. MPI provides three levels of consistency: sequential consistency among all accesses using a single file handle, sequential consistency among all accesses using file handles created from a single collective open with atomic mode enabled, and user-imposed consistency among accesses other than the above. Sequential consistency means the behavior of a set of operations will be as if the operations were performed in some serial order consistent with program order; each access appears atomic, although the exact ordering of accesses is unspecified. User-imposed consistency may be obtained using program order and calls to `MPI_FILE_SYNC`.

Let FH_1 be the set of file handles created from one particular collective open of the file FOO , and FH_2 be the set of file handles created from a different collective open of FOO . Note that nothing restrictive is said about FH_1 and FH_2 : the sizes of FH_1 and FH_2 may be different, the groups of processes used for each open may or may not intersect, the file handles in FH_1 may be destroyed before those in FH_2 are created, etc. Consider the following three cases: a single file handle (e.g., $fh_1 \in FH_1$), two file handles created from a single collective open (e.g., $fh_{1a} \in FH_1$ and $fh_{1b} \in FH_1$), and two file handles from different collective opens (e.g., $fh_1 \in FH_1$ and $fh_2 \in FH_2$).

For the purpose of consistency semantics, a matched pair (Section 13.4.5, page 404) of split collective data access operations (e.g., `MPI_FILE_READ_ALL_BEGIN` and `MPI_FILE_READ_ALL_END`) compose a single data access operation. Similarly, a non-blocking data access routine (e.g., `MPI_FILE_IREAD`) and the routine which completes the request (e.g., `MPI_WAIT`) also compose a single data access operation. For all cases below, these data access operations are subject to the same constraints as blocking data access operations.

Advice to users. For an `MPI_FILE_IREAD` and `MPI_WAIT` pair, the operation begins when `MPI_FILE_IREAD` is called and ends when `MPI_WAIT` returns. *(End of advice to users.)*

Assume that A_1 and A_2 are two data access operations. Let D_1 (D_2) be the set of absolute byte displacements of every byte accessed in A_1 (A_2). The two data accesses

The function `write_conversion_fn` must convert from native representation to file data representation. Before calling this routine, MPI allocates `filebuf` of a size large enough to hold `count` contiguous data items. The type of each data item matches the corresponding entry for the predefined datatype in the type signature of `datatype`. The function must copy `count` data items from `userbuf` in the distribution described by `datatype`, to a contiguous distribution in `filebuf`, converting each data item from native representation to file representation. If the size of `datatype` is less than the size of `count` data items, the conversion function must treat `datatype` as being contiguously tiled over the `userbuf`.

The function must begin copying at the location in `userbuf` specified by `position` into the (tiled) `datatype`. `datatype` will be equivalent to the datatype that the user passed to the write function. The function is passed, in `extra_state`, the argument that was passed to the `MPI_REGISTER_DATAREP` call.

The predefined constant `MPI_CONVERSION_FN_NULL` may be used as either `write_conversion_fn` or `read_conversion_fn`. In that case, MPI will not attempt to invoke `write_conversion_fn` or `read_conversion_fn`, respectively, but will perform the requested data access using the native data representation.

An MPI implementation must ensure that all data accessed is converted, either by using a `filebuf` large enough to hold all the requested data items or else by making repeated calls to the conversion function with the same `datatype` argument and appropriate values for `position`.

An implementation will only invoke the callback routines in this section (`read_conversion_fn`, `write_conversion_fn`, and `dtype_file_extent_fn`) when one of the read or write routines in Section 13.4, page 387, or `MPI_FILE_GET_TYPE_EXTENT` is called by the user. `dtype_file_extent_fn` will only be passed predefined datatypes employed by the user. The conversion functions will only be passed datatypes equivalent to those that the user has passed to one of the routines noted above.

The conversion functions must be reentrant. User defined data representations are restricted to use byte alignment for all types. Furthermore, it is erroneous for the conversion functions to call any collective routines or to free `datatype`.

The conversion functions should return an error code. If the returned error code has a value other than `MPI_SUCCESS`, the implementation will raise an error in the class `MPI_ERR_CONVERSION`.

13.5.4 Matching Data Representations

It is the user's responsibility to ensure that the data representation used to read data from a file is *compatible* with the data representation that was used to write that data to the file.

In general, using the same data representation name when writing and reading a file does not guarantee that the representation is compatible. Similarly, using different representation names on two different implementations may yield compatible representations.

Compatibility can be obtained when "external32" representation is used, although precision may be lost and the performance may be less than when "native" representation is used. Compatibility is guaranteed using "external32" provided at least one of the following conditions is met.

- The data access routines directly use types enumerated in Section 13.5.2, page 414, that are supported by all implementations participating in the I/O. The predefined type used to write a data item must also be used to read a data item.

```

1      MPI_Datatype recvtype, MPI_Comm comm)
2
3  MPI_ALLGATHERV(SENDBUF, SENDCOUNT, SENDTYPE, RECVBUFF, RECVCOUNTS, DISPLS,
4                RECVTYP, COMM, IERROR)
5      <type> SENDBUF(*), RECVBUFF(*)
6      INTEGER SENDCOUNT, SENDTYPE, RECVCOUNTS(*), DISPLS(*), RECVTYP, COMM,
7      IERROR
8
9  void MPI::Comm::Allgatherv(const void* sendbuf, int sendcount, const
10     MPI::Datatype& sendtype, void* recvbuf,
11     const int recvcounts[], const int displs[],
12     const MPI::Datatype& recvtype) const = 0

```

`MPI_ALLGATHERV` can be thought of as `MPI_GATHERV`, but where all processes receive the result, instead of just the root. The block of data sent from the j -th process is received by every process and placed in the j -th block of the buffer `recvbuf`. These blocks need not all be the same size.

The type signature associated with `sendcount`, `sendtype`, at process j must be equal to the type signature associated with `recvcounts[j]`, `recvtype` at any other process.

If `comm` is an intracommunicator, the outcome is as if all processes executed calls to

```

20     MPI_GATHERV(sendbuf, sendcount, sendtype, recvbuf, recvcounts, displs,
21                recvtype, root, comm),

```

for `root = 0, ..., n-1`. The rules for correct usage of `MPI_ALLGATHERV` are easily found from the corresponding rules for `MPI_GATHERV`.

The "in place" option for intracommunicators is specified by passing the value `MPI_IN_PLACE` to the argument `sendbuf` at all processes. `sendcount` and `sendtype` are ignored. Then the input data of each process is assumed to be in the area where that process would receive its own contribution to the receive buffer.

If `comm` is an intercommunicator, then each process in group A contributes a data item; these items are concatenated and the result is stored at each process in group B. Conversely the concatenation of the contributions of the processes in group B is stored at each process in group A. The send buffer arguments in group A must be consistent with the receive buffer arguments in group B, and vice versa.

5.7.1 Examples using MPI_ALLGATHER, MPI_ALLGATHERV

The examples in this section use intracommunicators.

Example 5.14 The all-gather version of Example 5.2. Using `MPI_ALLGATHER`, we will gather 100 ints from every process in the group to every process.

```

40     MPI_Comm comm;
41     int gsize, sendarray[100];
42     int *rbuf;
43     ...
44     MPI_Comm_size(comm, &gsize);
45     rbuf = (int *)malloc(gsize*100*sizeof(int));
46     MPI_Allgather(sendarray, 100, MPI_INT, rbuf, 100, MPI_INT, comm);

```

After the call, every process has the group-wide concatenation of the sets of data.

5.8 All-to-All Scatter/Gather

```

MPI_ALLTOALL(sendbuf, sendcount, sendtype, recvbuf, recvcoun, recvtype, comm)
    IN    sendbuf          starting address of send buffer (choice)
    IN    sendcount       number of elements sent to each process (non-negative
                           integer)
    IN    sendtype        data type of send buffer elements (handle)
    OUT   recvbuf         address of receive buffer (choice)
    IN    recvcoun        number of elements received from any process (non-
                           negative integer)
    IN    recvtype        data type of receive buffer elements (handle)
    IN    comm            communicator (handle)

int MPI_Alltoall(void* sendbuf, int sendcount, MPI_Datatype sendtype,
                void* recvbuf, int recvcoun, MPI_Datatype recvtype,
                MPI_Comm comm)

MPI_ALLTOALL(SENDBUF, SENDCOUNT, SENDTYPE, RECVBUF, RECVCOUNT, RECVTYPE,
             COMM, IERROR)
    <type> SENDBUF(*), RECVBUF(*)
    INTEGER SENDCOUNT, SENDTYPE, RECVCOUNT, RECVTYPE, COMM, IERROR

void MPI::Comm::Alltoall(const void* sendbuf, int sendcount, const
                        MPI::Datatype& sendtype, void* recvbuf, int recvcoun,
                        const MPI::Datatype& recvtype) const = 0

```

MPI_ALLTOALL is an extension of MPI_ALLGATHER to the case where each process sends distinct data to each of the receivers. The j -th block sent from process i is received by process j and is placed in the i -th block of `recvbuf`.

The type signature associated with `sendcount`, `sendtype`, at a process must be equal to the type signature associated with `recvcoun`, `recvtype` at any other process. This implies that the amount of data sent must be equal to the amount of data received, pairwise between every pair of processes. As usual, however, the type maps may be different.

If `comm` is an intracommunicator, the outcome is as if each process executed a send to each process (itself included) with a call to,

```
MPI_Send(sendbuf + i · sendcount · extent(sendtype), sendcount, sendtype, i, ...),
```

and a receive from every other process with a call to,

```
MPI_Recv(recvbuf + i · recvcoun · extent(recvtype), recvcoun, recvtype, i, ...).
```

All arguments on all processes are significant. The argument `comm` must have identical values on all processes.

No “in place” option is supported.

If `comm` is an intercommunicator, then the outcome is as if each process in group A sends a message to each process in group B, and vice versa. The j -th send buffer of process

count contiguous data items. The type of each data item matches the corresponding entry for the predefined datatype in the type signature of `datatype`. The function is passed, in `extra_state`, the argument that was passed to the `MPI_REGISTER_DATAREP` call. The function must copy all count data items from `filebuf` to `userbuf` in the distribution described by `datatype`, converting each data item from file representation to native representation. `datatype` will be equivalent to the datatype that the user passed to the read function. If the size of `datatype` is less than the size of the `count` data items, the conversion function must treat `datatype` as being contiguously tiled over the `userbuf`. The conversion function must begin storing converted data at the location in `userbuf` specified by `position` into the (tiled) `datatype`.

Advice to users. Although the conversion functions have similarities to `MPI_PACK` and `MPI_UNPACK`, one should note the differences in the use of the arguments `count` and `position`. In the conversion functions, `count` is a count of data items (i.e., count of typemap entries of `datatype`), and `position` is an index into this typemap. In `MPI_PACK`, `incoun` refers to the number of whole datatypes, and `position` is a number of bytes. (*End of advice to users.*)

Advice to implementors. A converted read operation could be implemented as follows:

1. Get file extent of all data items
2. Allocate a filebuf large enough to hold all count data items
3. Read data from file into filebuf
4. Call `read_conversion_fn` to convert data and place it into `userbuf`
5. Deallocate filebuf

(*End of advice to implementors.*)

If MPI cannot allocate a buffer large enough to hold all the data to be converted from a read operation, it may call the conversion function repeatedly using the same `datatype` and `userbuf`, and reading successive chunks of data to be converted in `filebuf`. For the first call (and in the case when all the data to be converted fits into `filebuf`), MPI will call the function with `position` set to zero. Data converted during this call will be stored in the `userbuf` according to the first `count` data items in `datatype`. Then in subsequent calls to the conversion function, MPI will increment the value in `position` by the `count` of items converted in the previous call, and the `userbuf` pointer will be unchanged.

Rationale. Passing the conversion function a `position` and one `datatype` for the transfer allows the conversion function to decode the datatype only once and cache an internal representation of it on the datatype. Then on subsequent calls, the conversion function can use the `position` to quickly find its place in the datatype and continue storing converted data where it left off at the end of the previous call. (*End of rationale.*)

Advice to users. Although the conversion function may usefully cache an internal representation on the datatype, it should not cache any state information specific to an ongoing conversion operation, since it is possible for the same datatype to be used concurrently in multiple conversion operations. (*End of advice to users.*)

```

MPI::Datarep_conversion_function* write_conversion_fn,
MPI::Datarep_extents_function* dtype_file_extents_fn,
void* extra_state)

```

The call associates `read_conversion_fn`, `write_conversion_fn`, and `dtype_file_extents_fn` with the data representation identifier `datarep`. `datarep` can then be used as an argument to `MPI_FILE_SET_VIEW`, causing subsequent data access operations to call the conversion functions to convert all data items accessed between file data representation and native representation. `MPI_REGISTER_DATAREP` is a local operation and only registers the data representation for the calling MPI process. If `datarep` is already defined, an error in the error class `MPI_ERR_DUP_DATAREP` is raised using the default file error handler (see Section 13.7, page 429). The length of a data representation string is limited to the value of `MPI_MAX_DATAREP_STRING`. `MPI_MAX_DATAREP_STRING` must have a value of at least 64. No routines are provided to delete data representations and free the associated resources; it is not expected that an application will generate them in significant numbers.

Extent Callback

```

typedef int MPI_Datarep_extents_function(MPI_Datatype datatype,
MPI_Aint *file_extents, void *extra_state);

SUBROUTINE DATAREP_EXTENTS_FUNCTION(DATATYPE, EXTENTS, EXTRA_STATE, IERROR)
  INTEGER DATATYPE, IERROR
  INTEGER(KIND=MPI_ADDRESS_KIND) EXTENTS, EXTRA_STATE

typedef void MPI::Datarep_extents_function(const MPI::Datatype& datatype,
MPI::Aint& file_extents, void* extra_state);

```

The function `dtype_file_extents_fn` must return, in `file_extents`, the number of bytes required to store `datatype` in the file representation. The function is passed, in `extra_state`, the argument that was passed to the `MPI_REGISTER_DATAREP` call. MPI will only call this routine with predefined datatypes employed by the user.

Datarep Conversion Functions

```

typedef int MPI_Datarep_conversion_function(void *userbuf,
MPI_Datatype datatype, int count, void *filebuf,
MPI_Offset position, void *extra_state);

SUBROUTINE DATAREP_CONVERSION_FUNCTION(USERBUF, DATATYPE, COUNT, FILEBUF,
POSITION, EXTRA_STATE, IERROR)
  <TYPE> USERBUF(*), FILEBUF(*)
  INTEGER COUNT, DATATYPE, IERROR
  INTEGER(KIND=MPI_OFFSET_KIND) POSITION
  INTEGER(KIND=MPI_ADDRESS_KIND) EXTRA_STATE

typedef void MPI::Datarep_conversion_function(void* userbuf,
MPI::Datatype& datatype, int count, void* filebuf,
MPI::Offset position, void* extra_state);

```

The function `read_conversion_fn` must convert from file data representation to native representation. Before calling this routine, MPI allocates and fills `filebuf` with

`i` in group A should be consistent with the `i`-th receive buffer of process `j` in group B, and vice versa.

Advice to users. When all-to-all is executed on an intercommunication domain, then the number of data items sent from processes in group A to processes in group B need not equal the number of items sent in the reverse direction. In particular, one can have unidirectional communication by specifying `sendcount = 0` in the reverse direction.

(End of advice to users.)

```

MPI_ALLTOALLV(sendbuf, sendcounts, sdispls, sendtype, recvbuf, recvcnts, rdispls, recv-
type, comm)

```

IN	sendbuf	starting address of send buffer (choice)
IN	sendcounts	non-negative integer array equal to the group size specifying the number of elements to send to each processor
IN	sdispls	integer array (of length group size). Entry <code>j</code> specifies the displacement (relative to <code>sendbuf</code> from which to take the outgoing data destined for process <code>j</code>)
IN	sendtype	data type of send buffer elements (handle)
OUT	recvbuf	address of receive buffer (choice)
IN	recvcnts	non-negative integer array equal to the group size specifying the number of elements that can be received from each processor
IN	rdispls	integer array (of length group size). Entry <code>i</code> specifies the displacement (relative to <code>recvbuf</code> at which to place the incoming data from process <code>i</code>)
IN	recvtype	data type of receive buffer elements (handle)
IN	comm	communicator (handle)

```

int MPI_Alltoallv(void* sendbuf, int *sendcounts, int *sdispls,
MPI_Datatype sendtype, void* recvbuf, int *recvcnts,
int *rdispls, MPI_Datatype recvtype, MPI_Comm comm)

MPI_ALLTOALLV(SENDBUF, SENDCOUNTS, SDISPLS, SENDTYPE, RECVBUF, RECVCOUNTS,
RDISPLS, RECVTYPE, COMM, IERROR)
  <type> SENDBUF(*), RECVBUF(*)
  INTEGER SENDCOUNTS(*), SDISPLS(*), SENDTYPE, RECVCOUNTS(*), RDISPLS(*),
  RECVTYPE, COMM, IERROR

```

```

void MPI::Comm::Alltoallv(const void* sendbuf, const int sendcounts[],
const int sdispls[], const MPI::Datatype& sendtype,
void* recvbuf, const int recvcnts[], const int rdispls[],
const MPI::Datatype& recvtype) const = 0

```

MPI_ALLTOALLV adds flexibility to MPI_ALLTOALL in that the location of data for the send is specified by `sdispls` and the location of the placement of the data on the receive side is specified by `rdispls`.

If `comm` is an intracommunicator, then the j -th block sent from process i is received by process j and is placed in the i -th block of `recvbuf`. These blocks need not all have the same size.

The type signature associated with `sendcount[j]`, `sendtype` at process i must be equal to the type signature associated with `recvcount[i]`, `recvtype` at process j . This implies that the amount of data sent must be equal to the amount of data received, pairwise between every pair of processes. Distinct type maps between sender and receiver are still allowed.

The outcome is as if each process sent a message to every other process with,

```
MPI_Send(sendbuf + displs[i] · extent(sendtype), sendcounts[i], sendtype, i, ...),
```

and received a message from every other process with a call to

```
MPI_Recv(recvbuf + displs[i] · extent(recvtype), recvcounts[i], recvtype, i, ...).
```

All arguments on all processes are significant. The argument `comm` must have identical values on all processes.

No “in place” option is supported.

If `comm` is an intercommunicator, then the outcome is as if each process in group A sends a message to each process in group B, and vice versa. The j -th send buffer of process i in group A should be consistent with the i -th receive buffer of process j in group B, and vice versa.

Rationale. The definitions of MPI_ALLTOALL and MPI_ALLTOALLV give as much flexibility as one would achieve by specifying n independent, point-to-point communications, with two exceptions: all messages use the same datatype, and messages are scattered from (or gathered to) sequential storage. (*End of rationale.*)

Advice to implementors. Although the discussion of collective communication in terms of point-to-point operation implies that each message is transferred directly from sender to receiver, implementations may use a tree communication pattern. Messages can be forwarded by intermediate nodes where they are split (for scatter) or concatenated (for gather), if this is more efficient. (*End of advice to implementors.*)

Type	Length
-----	-----
MPI_PACKED	1
MPI_BYTE	1
MPI_CHAR	1
MPI_UNSIGNED_CHAR	1
MPI_SIGNED_CHAR	1
MPI_WCHAR	2
MPI_SHORT	2
MPI_UNSIGNED_SHORT	2
MPI_INT	4
MPI_UNSIGNED	4
MPI_LONG	4
MPI_UNSIGNED_LONG	4
MPI_LONG_LONG_INT	8
MPI_UNSIGNED_LONG_LONG	8
MPI_FLOAT	4
MPI_DOUBLE	8
MPI_LONG_DOUBLE	16
MPI_CHARACTER	1
MPI_LOGICAL	4
MPI_INTEGER	4
MPI_REAL	4
MPI_DOUBLE_PRECISION	8
MPI_COMPLEX	2*4
MPI_DOUBLE_COMPLEX	2*8
Optional Type	Length
-----	-----
MPI_INTEGER1	1
MPI_INTEGER2	2
MPI_INTEGER4	4
MPI_INTEGER8	8
MPI_REAL4	4
MPI_REAL8	8
MPI_REAL16	16

Table 13.2: “external32” sizes of predefined datatypes

The size of the predefined datatypes returned from `MPI_TYPE_CREATE_F90_REAL`, `MPI_TYPE_CREATE_F90_COMPLEX`, and `MPI_TYPE_CREATE_F90_INTEGER` are defined in Section 16.2.5, page 474.

Advice to implementors. When converting a larger size integer to a smaller size integer, only the less significant bytes are moved. Care must be taken to preserve the sign bit value. This allows no conversion errors if the data range is within the range of the smaller size integer. (*End of advice to implementors.*)

Table 13.2 specifies the sizes of predefined datatypes in “external32” format.

13.5.3 User-Defined Data Representations

There are two situations that cannot be handled by the required representations:

1. a user wants to write a file in a representation unknown to the implementation, and
2. a user wants to read a file written in a representation unknown to the implementation.

User-defined data representations allow the user to insert a third party converter into the I/O stream to do the data representation conversion.

`MPI_REGISTER_DATAREP`(`datarep`, `read_conversion_fn`, `write_conversion_fn`, `dtype_file_extent_fn`, `extra_state`)

IN	<code>datarep</code>	data representation identifier (string)
IN	<code>read_conversion_fn</code>	function invoked to convert from file representation to native representation (function)
IN	<code>write_conversion_fn</code>	function invoked to convert from native representation to file representation (function)
IN	<code>dtype_file_extent_fn</code>	function invoked to get the extent of a datatype as represented in the file (function)
IN	<code>extra_state</code>	extra state

```
int MPI_Register_datarep(char *datarep,
    MPI_Datarep_conversion_function *read_conversion_fn,
    MPI_Datarep_conversion_function *write_conversion_fn,
    MPI_Datarep_extent_function *dtype_file_extent_fn,
    void *extra_state)

MPI_REGISTER_DATAREP(DATAREP, READ_CONVERSION_FN, WRITE_CONVERSION_FN,
    DTYPE_FILE_EXTENT_FN, EXTRA_STATE, IERROR)
CHARACTER(*) DATAREP
EXTERNAL READ_CONVERSION_FN, WRITE_CONVERSION_FN, DTYPE_FILE_EXTENT_FN
INTEGER(KIND=MPI_ADDRESS_KIND) EXTRA_STATE
INTEGER IERROR
```

```
void MPI::Register_datarep(const char* datarep,
    MPI::Datarep_conversion_function* read_conversion_fn,
```

```
MPI_ALLTOALLW(sendbuf, sendcounts, sdispls, sendtypes, recvbuf, recvcoun-
types, comm)
IN sendbuf starting address of send buffer (choice)
IN sendcounts integer array equal to the group size specifying the
number of elements to send to each processor (array
of non-negative integers)
IN sdispls integer array (of length group size). Entry j specifies
the displacement in bytes (relative to sendbuf) from
which to take the outgoing data destined for process
j (array of integers)
IN sendtypes array of datatypes (of length group size). Entry j
specifies the type of data to send to process j (array
of handles)
OUT recvbuf address of receive buffer (choice)
IN recvcoun- integer array equal to the group size specifying the
number of elements that can be received from each
processor (array of non-negative integers)
IN rdispls integer array (of length group size). Entry i specifies
the displacement in bytes (relative to recvbuf) at which
to place the incoming data from process i (array of
integers)
IN recvtypes array of datatypes (of length group size). Entry i
specifies the type of data received from process i (ar-
ray of handles)
IN comm communicator (handle)
```

```
int MPI_Alltoallw(void *sendbuf, int sendcounts[], int sdispls[],
    MPI_Datatype sendtypes[], void *recvbuf, int recvcoun-
types[], int rdispls[], MPI_Datatype recvtypes[], MPI_Comm comm)

MPI_ALLTOALLW(SENDBUF, SENDCOUNTS, SDISPLS, SENDTYPES, RECVB-
UF, RECVCOUNTS,
    RDISPLS, RECVTYPES, COMM, IERROR)
<type> SENDBUF(*), RECVB-
UF(*)
INTEGER SENDCOUNTS(*), SDISPLS(*), SENDTYPES(*), RECVCOUNTS(*),
    RDISPLS(*), RECVTYPES(*), COMM, IERROR

void MPI::Comm::Alltoallw(const void* sendbuf, const int sendcounts[],
    const int sdispls[], const MPI::Datatype sendtypes[], void*
    recvbuf, const int recvcoun-
types[], const int rdispls[], const
    MPI::Datatype recvtypes[]) const = 0
```

`MPI_ALLTOALLW` is the most general form of All-to-all. Like `MPI_TYPE_CREATE_STRUCT`, the most general type constructor, `MPI_ALLTOALLW` allows separate specification of count, displacement and datatype. In addition, to allow maximum flexibility, the displacement of blocks within the send and receive buffers is specified in bytes.

If `comm` is an intracommunicator, then the j -th block sent from process i is received by process j and is placed in the i -th block of `recvbuf`. These blocks need not all have the same size.

The type signature associated with `sendcounts[j]`, `sendtypes[j]` at process i must be equal to the type signature associated with `rcvcounts[i]`, `rcvtypes[i]` at process j . This implies that the amount of data sent must be equal to the amount of data received, pairwise between every pair of processes. Distinct type maps between sender and receiver are still allowed.

The outcome is as if each process sent a message to every other process with

```
MPI_Send(sendbuf + sdispls[i], sendcounts[i], sendtypes[i], i, ...),
```

and received a message from every other process with a call to

```
MPI_Recv(recvbuf + rdispls[i], rcvcounts[i], rcvtypes[i], i, ...).
```

All arguments on all processes are significant. The argument `comm` must describe the same communicator on all processes.

No “in place” option is supported.

If `comm` is an intercommunicator, then the outcome is as if each process in group A sends a message to each process in group B, and vice versa. The j -th send buffer of process i in group A should be consistent with the i -th receive buffer of process j in group B, and vice versa.

Rationale. The `MPI_ALLTOALLW` function generalizes several MPI functions by carefully selecting the input arguments. For example, by making all but one process have `sendcounts[i] = 0`, this achieves an `MPI_SCATTERW` function. (*End of rationale.*)

5.9 Global Reduction Operations

The functions in this section perform a global reduce operation (such as sum, max, logical AND, etc.) across all members of a group. The reduction operation can be either one of a predefined list of operations, or a user-defined operation. The global reduction functions come in several flavors: a reduce that returns the result of the reduction to one member of a group, an all-reduce that returns this result to all members of a group, and two scan (parallel prefix) operations. In addition, a reduce-scatter operation combines the functionality of a reduce and of a scatter operation.

```
1 int MPI_File_get_type_extent(MPI_File fh, MPI_Datatype datatype,
2                             MPI_Aint *extent)
3
4 MPI_FILE_GET_TYPE_EXTENT(FH, DATATYPE, EXTENT, IERROR)
5 INTEGER FH, DATATYPE, IERROR
6 INTEGER(KIND=MPI_ADDRESS_KIND) EXTENT
7
8 MPI::Aint MPI::File::Get_type_extent(const MPI::Datatype& datatype) const
```

Returns the extent of `datatype` in the file `fh`. This extent will be the same for all processes accessing the file `fh`. If the current view uses a user-defined data representation (see Section 13.5.3, page 415), MPI uses the `dtype_file_extent_fn` callback to calculate the extent.

Advice to implementors. In the case of user-defined data representations, the extent of a derived datatype can be calculated by first determining the extents of the predefined datatypes in this derived datatype using `dtype_file_extent_fn` (see Section 13.5.3, page 415). (*End of advice to implementors.*)

13.5.2 External Data Representation: “external32”

All MPI implementations are required to support the data representation defined in this section. Support of optional datatypes (e.g., `MPI_INTEGER2`) is not required.

All floating point values are in big-endian IEEE format [27] of the appropriate size. Floating point values are represented by one of three IEEE formats. These are the IEEE “Single,” “Double,” and “Double Extended” formats, requiring 4, 8 and 16 bytes of storage, respectively. For the IEEE “Double Extended” formats, MPI specifies a Format Width of 16 bytes, with 15 exponent bits, bias = +16383, 112 fraction bits, and an encoding analogous to the “Double” format. All integral values are in two’s complement big-endian format. Big-endian means most significant byte at lowest address byte. For Fortran `LOGICAL` and C++ `bool`, 0 implies false and nonzero implies true. Fortran `COMPLEX` and `DOUBLE COMPLEX` are represented by a pair of floating point format values for the real and imaginary components. Characters are in ISO 8859-1 format [28]. Wide characters (of type `MPI_WCHAR`) are in Unicode format [47].

All signed numerals (e.g., `MPI_INT`, `MPI_REAL`) have the sign bit at the most significant bit. `MPI_COMPLEX` and `MPI_DOUBLE_COMPLEX` have the sign bit of the real and imaginary parts at the most significant bit of each part.

According to IEEE specifications [27], the “NaN” (not a number) is system dependent. It should not be interpreted within MPI as anything other than “NaN.”

Advice to implementors. The MPI treatment of “NaN” is similar to the approach used in XDR (see <ftp://ds.internic.net/rfc/rfc1832.txt>). (*End of advice to implementors.*)

All data is byte aligned, regardless of type. All data items are stored contiguously in the file (if the file view is contiguous).

Advice to implementors. All bytes of `LOGICAL` and `bool` must be checked to determine the value. (*End of advice to implementors.*)

Advice to users. The type `MPI_PACKED` is treated as bytes and is not converted. The user should be aware that `MPI_PACK` has the option of placing a header in the beginning of the pack buffer. (*End of advice to users.*)

file. For etypes and filetypes that are portable datatypes (see Section 2.4, page 11), MPI will scale any displacements in the datatypes to match the file data representation. Datatypes passed as arguments to read/write routines specify the data layout in memory; therefore, they must always be constructed using displacements corresponding to displacements in memory.

Advice to users. One can logically think of the file as if it were stored in the memory of a file server. The `etype` and `filetype` are interpreted as if they were defined at this file server, by the same sequence of calls used to define them at the calling process. If the data representation is “native”, then this logical file server runs on the same architecture as the calling process, so that these types define the same data layout on the file as they would define in the memory of the calling process. If the `etype` and `filetype` are portable datatypes, then the data layout defined in the file is the same as would be defined in the calling process memory, up to a scaling factor. The routine `MPI_FILE_GET_FILE_EXTENT` can be used to calculate this scaling factor. Thus, two equivalent, portable datatypes will define the same data layout in the file, even in a heterogeneous environment with “internal”, “external32”, or user defined data representations. Otherwise, the `etype` and `filetype` must be constructed so that their typemap and extent are the same on any architecture. This can be achieved if they have an explicit upper bound and lower bound (defined either using `MPI_LB` and `MPI_UB` markers, or using `MPI_TYPE_CREATE_RESIZED`). This condition must also be fulfilled by any datatype that is used in the construction of the `etype` and `filetype`, if this datatype is replicated contiguously, either explicitly, by a call to `MPI_TYPE_CONTIGUOUS`, or implicitly, by a blocklength argument that is greater than one. If an `etype` or `filetype` is not portable, and has a typemap or extent that is architecture dependent, then the data layout specified by it on a file is implementation dependent.

File data representations other than “native” may be different from corresponding data representations in memory. Therefore, for these file data representations, it is important not to use hardwired byte offsets for file positioning, including the initial displacement that specifies the view. When a portable datatype (see Section 2.4, page 11) is used in a data access operation, any holes in the datatype are scaled to match the data representation. However, note that this technique only works when all the processes that created the file view build their etypes from the same predefined datatypes. For example, if one process uses an `etype` built from `MPI_INT` and another uses an `etype` built from `MPI_FLOAT`, the resulting views may be nonportable because the relative sizes of these types may differ from one data representation to another. (*End of advice to users.*)

```
MPI_FILE_GET_TYPE_EXTENT(fh, datatype, extent)
```

IN	fh	file handle (handle)
IN	datatype	datatype (handle)
OUT	extent	datatype extent (integer)

5.9.1 Reduce

```
MPI_REDUCE( sendbuf, recvbuf, count, datatype, op, root, comm)
```

IN	sendbuf	address of send buffer (choice)
OUT	recvbuf	address of receive buffer (choice, significant only at root)
IN	count	number of elements in send buffer (non-negative integer)
IN	datatype	data type of elements of send buffer (handle)
IN	op	reduce operation (handle)
IN	root	rank of root process (integer)
IN	comm	communicator (handle)

```
int MPI_Reduce(void* sendbuf, void* recvbuf, int count,
               MPI_Datatype datatype, MPI_Op op, int root, MPI_Comm comm)
```

```
MPI_REDUCE(SENDBUF, RECVBUF, COUNT, DATATYPE, OP, ROOT, COMM, IERROR)
<type> SENDBUF(*), RECVBUF(*)
INTEGER COUNT, DATATYPE, OP, ROOT, COMM, IERROR
```

```
void MPI::Comm::Reduce(const void* sendbuf, void* recvbuf, int count,
                      const MPI::Datatype& datatype, const MPI::Op& op, int root)
const = 0
```

If `comm` is an intracommunicator, `MPI_REDUCE` combines the elements provided in the input buffer of each process in the group, using the operation `op`, and returns the combined value in the output buffer of the process with rank `root`. The input buffer is defined by the arguments `sendbuf`, `count` and `datatype`; the output buffer is defined by the arguments `recvbuf`, `count` and `datatype`; both have the same number of elements, with the same type. The routine is called by all group members using the same arguments for `count`, `datatype`, `op`, `root` and `comm`. Thus, all processes provide input buffers and output buffers of the same length, with elements of the same type. Each process can provide one element, or a sequence of elements, in which case the combine operation is executed element-wise on each entry of the sequence. For example, if the operation is `MPI_MAX` and the send buffer contains two elements that are floating point numbers (`count = 2` and `datatype = MPI_FLOAT`), then `recvbuf(1) = global max(sendbuf(1))` and `recvbuf(2) = global max(sendbuf(2))`.

Section 5.9.2, lists the set of predefined operations provided by MPI. That section also enumerates the datatypes each operation can be applied to. In addition, users may define their own operations that can be overloaded to operate on several datatypes, either basic or derived. This is further explained in Section 5.9.5.

The operation `op` is always assumed to be associative. All predefined operations are also assumed to be commutative. Users may define operations that are assumed to be associative, but not commutative. The “canonical” evaluation order of a reduction is determined by the ranks of the processes in the group. However, the implementation can take advantage of associativity, or associativity and commutativity in order to change the order of evaluation.

This may change the result of the reduction for operations that are not strictly associative and commutative, such as floating point addition.

Advice to implementors. It is strongly recommended that MPI_REDUCE be implemented so that the same result be obtained whenever the function is applied on the same arguments, appearing in the same order. Note that this may prevent optimizations that take advantage of the physical location of processors. (*End of advice to implementors.*)

The datatype argument of MPI_REDUCE must be compatible with op. Predefined operators work only with the MPI types listed in Section 5.9.2 and Section 5.9.4. Furthermore, the datatype and op given for predefined operators must be the same on all processes.

Note that it is possible for users to supply different user-defined operations to MPI_REDUCE in each process. MPI does not define which operations are used on which operands in this case. User-defined operators may operate on general, derived datatypes. In this case, each argument that the reduce operation is applied to is one element described by such a datatype, which may contain several basic values. This is further explained in Section 5.9.5.

Advice to users. Users should make no assumptions about how MPI_REDUCE is implemented. Safest is to ensure that the same function is passed to MPI_REDUCE by each process. (*End of advice to users.*)

Overlapping datatypes are permitted in “send” buffers. Overlapping datatypes in “receive” buffers are erroneous and may give unpredictable results.

The “in place” option for intracommunicators is specified by passing the value MPI_IN_PLACE to the argument sendbuf at the root. In such case, the input data is taken at the root from the receive buffer, where it will be replaced by the output data.

If comm is an intercommunicator, then the call involves all processes in the intercommunicator, but with one group (group A) defining the root process. All processes in the other group (group B) pass the same value in argument root, which is the rank of the root in group A. The root passes the value MPI_ROOT in root. All other processes in group A pass the value MPI_PROC_NULL in root. Only send buffer arguments are significant in group B and only receive buffer arguments are significant at the root.

5.9.2 Predefined Reduction Operations

The following predefined operations are supplied for MPI_REDUCE and related functions MPI_ALLREDUCE, MPI_REDUCE_SCATTER, MPI_SCAN, and MPI_EXSCAN. These operations are invoked by placing the following in op.

Name	Meaning
MPI_MAX	maximum
MPI_MIN	minimum
MPI_SUM	sum
MPI_PROD	product
MPI_LAND	logical and
MPI_BAND	bit-wise and

Advice to implementors. When implementing read and write operations on top of MPI message-passing, the message data should be typed as MPI_BYTE to ensure that the message routines do not perform any type conversions on the data. (*End of advice to implementors.*)

“internal” This data representation can be used for I/O operations in a homogeneous or heterogeneous environment; the implementation will perform type conversions if necessary. The implementation is free to store data in any format of its choice, with the restriction that it will maintain constant extents for all predefined datatypes in any one file. The environment in which the resulting file can be reused is implementation-defined and must be documented by the implementation.

Rationale. This data representation allows the implementation to perform I/O efficiently in a heterogeneous environment, though with implementation-defined restrictions on how the file can be reused. (*End of rationale.*)

Advice to implementors. Since “external32” is a superset of the functionality provided by “internal,” an implementation may choose to implement “internal” as “external32.” (*End of advice to implementors.*)

“external32” This data representation states that read and write operations convert all data from and to the “external32” representation defined in Section 13.5.2, page 414. The data conversion rules for communication also apply to these conversions (see Section 3.3.2, page 25-27, of the MPI-1 document). The data on the storage medium is always in this canonical representation, and the data in memory is always in the local process’s native representation.

This data representation has several advantages. First, all processes reading the file in a heterogeneous MPI environment will automatically have the data converted to their respective native representations. Second, the file can be exported from one MPI environment and imported into any other MPI environment with the guarantee that the second environment will be able to read all the data in the file.

The disadvantage of this data representation is that data precision and I/O performance may be lost in data type conversions.

Advice to implementors. When implementing read and write operations on top of MPI message-passing, the message data should be converted to and from the “external32” representation in the client, and sent as type MPI_BYTE. This will avoid possible double data type conversions and the associated further loss of precision and performance. (*End of advice to implementors.*)

13.5.1 Datatypes for File Interoperability

If the file data representation is other than “native,” care must be taken in constructing etypes and filetypes. Any of the datatype constructor functions may be used; however, for those functions that accept displacements in bytes, the displacements must be specified in terms of their values in the file for the file data representation being used. MPI will interpret these byte displacements as is; no scaling will be done. The function MPI_FILE_GET_TYPE_EXTENT can be used to calculate the extents of datatypes in the

This single environment file interoperability implies that file data is accessible regardless of the number of processes.

There are three aspects to file interoperability:

- transferring the bits,
- converting between different file structures, and
- converting between different machine representations.

The first two aspects of file interoperability are beyond the scope of this standard, as both are highly machine dependent. However, transferring the bits of a file into and out of the MPI environment (e.g., by writing a file to tape) is required to be supported by all MPI implementations. In particular, an implementation must specify how familiar operations similar to POSIX `cp`, `rm`, and `mv` can be performed on the file. Furthermore, it is expected that the facility provided maintains the correspondence between absolute byte offsets (e.g., after possible file structure conversion, the data bits at byte offset 102 in the MPI environment are at byte offset 102 outside the MPI environment). As an example, a simple off-line conversion utility that transfers and converts files between the native file system and the MPI environment would suffice, provided it maintained the offset coherence mentioned above. In a high-quality implementation of MPI, users will be able to manipulate MPI files using the same or similar tools that the native file system offers for manipulating its files.

The remaining aspect of file interoperability, converting between different machine representations, is supported by the typing information specified in the `etype` and `filetype`. This facility allows the information in files to be shared between any two applications, regardless of whether they use MPI, and regardless of the machine architectures on which they run.

MPI supports multiple data representations: “native,” “internal,” and “external32.” An implementation may support additional data representations. MPI also supports user-defined data representations (see Section 13.5.3, page 415). The “native” and “internal” data representations are implementation dependent, while the “external32” representation is common to all MPI implementations and facilitates file interoperability. The data representation is specified in the `datatype` argument to `MPI_FILE_SET_VIEW`.

Advice to users. MPI is not guaranteed to retain knowledge of what data representation was used when a file is written. Therefore, to correctly retrieve file data, an MPI application is responsible for specifying the same data representation as was used to create the file. (*End of advice to users.*)

“native” Data in this representation is stored in a file exactly as it is in memory. The advantage of this data representation is that data precision and I/O performance are not lost in type conversions with a purely homogeneous environment. The disadvantage is the loss of transparent interoperability within a heterogeneous MPI environment.

Advice to users. This data representation should only be used in a homogeneous MPI environment, or when the MPI application is capable of performing the data type conversions itself. (*End of advice to users.*)

1	MPI_LOR	logical or
2	MPI_BOR	bit-wise or
3	MPI_LXOR	logical exclusive or (<code>xor</code>)
4	MPI_BXOR	bit-wise exclusive or (<code>xor</code>)
5	MPI_MAXLOC	max value and location
6	MPI_MINLOC	min value and location

The two operations `MPI_MINLOC` and `MPI_MAXLOC` are discussed separately in Section 5.9.4. For the other predefined operations, we enumerate below the allowed combinations of `op` and `datatype` arguments. First, define groups of MPI basic datatypes in the following way.

13	C integer:	MPI_INT, MPI_LONG, MPI_SHORT, MPI_UNSIGNED_SHORT, MPI_UNSIGNED, MPI_UNSIGNED_LONG, MPI_LONG_LONG_INT, MPI_LONG_LONG (as synonym), MPI_UNSIGNED_LONG_LONG, MPI_SIGNED_CHAR, MPI_UNSIGNED_CHAR
20	Fortran integer:	MPI_INTEGER
21	Floating point:	MPI_FLOAT, MPI_DOUBLE, MPI_REAL, MPI_DOUBLE_PRECISION MPI_LONG_DOUBLE
25	Logical:	MPI_LOGICAL
25	Complex:	MPI_COMPLEX
26	Byte:	MPI_BYTE

Now, the valid datatypes for each option is specified below.

30	Op	Allowed Types
32	MPI_MAX, MPI_MIN	C integer, Fortran integer, Floating point
33	MPI_SUM, MPI_PROD	C integer, Fortran integer, Floating point, Complex
34	MPI_LAND, MPI_LOR, MPI_LXOR	C integer, Logical
35	MPI_BAND, MPI_BOR, MPI_BXOR	C integer, Fortran integer, Byte

The following examples use intracommunicators.

Example 5.15 A routine that computes the dot product of two vectors that are distributed across a group of processes and returns the answer at node zero.

```

41 SUBROUTINE PAR_BLAS1(m, a, b, c, comm)
42 REAL a(m), b(m)      ! local slice of array
43 REAL c              ! result (at node zero)
44 REAL sum
45 INTEGER m, comm, i, ierr
46
47 ! local sum
48 sum = 0.0

```

```

DO i = 1, m
    sum = sum + a(i)*b(i)
END DO

! global sum
CALL MPI_REDUCE(sum, c, 1, MPI_REAL, MPI_SUM, 0, comm, ierr)
RETURN

```

Example 5.16 A routine that computes the product of a vector and an array that are distributed across a group of processes and returns the answer at node zero.

```

SUBROUTINE PAR_BLAS2(m, n, a, b, c, comm)
REAL a(m), b(m,n) ! local slice of array
REAL c(n) ! result
REAL sum(n)
INTEGER n, comm, i, j, ierr

! local sum
DO j= 1, n
    sum(j) = 0.0
    DO i = 1, m
        sum(j) = sum(j) + a(i)*b(i,j)
    END DO
END DO

! global sum
CALL MPI_REDUCE(sum, c, n, MPI_REAL, MPI_SUM, 0, comm, ierr)

! return result at node zero (and garbage at the other nodes)
RETURN

```

5.9.3 Signed Characters and Reductions

The types `MPI_SIGNED_CHAR` and `MPI_UNSIGNED_CHAR` can be used in reduction operations. `MPI_CHAR` (which represents printable characters) cannot be used in reduction operations. In a heterogeneous environment, `MPI_CHAR` and `MPI_WCHAR` will be translated so as to preserve the printable character, whereas `MPI_SIGNED_CHAR` and `MPI_UNSIGNED_CHAR` will be translated so as to preserve the integer value.

Advice to users. The types `MPI_CHAR` and `MPI_CHARACTER` are intended for characters, and so will be translated to preserve the printable representation, rather than the integer value, if sent between machines with different character codes. The types `MPI_SIGNED_CHAR` and `MPI_UNSIGNED_CHAR` should be used in C if the integer value should be preserved. (*End of advice to users.*)

```

MPI_FILE_WRITE_ORDERED_BEGIN(fh, buf, count, datatype)
    INOUT fh file handle (handle)
    IN buf initial address of buffer (choice)
    IN count number of elements in buffer (integer)
    IN datatype datatype of each buffer element (handle)

int MPI_File_write_ordered_begin(MPI_File fh, void *buf, int count,
    MPI_Datatype datatype)

MPI_FILE_WRITE_ORDERED_BEGIN(FH, BUF, COUNT, DATATYPE, IERROR)
    <type> BUF(*)
    INTEGER FH, COUNT, DATATYPE, IERROR

void MPI::File::Write_ordered_begin(const void* buf, int count,
    const MPI::Datatype& datatype)

MPI_FILE_WRITE_ORDERED_END(fh, buf, status)
    INOUT fh file handle (handle)
    IN buf initial address of buffer (choice)
    OUT status status object (Status)

int MPI_File_write_ordered_end(MPI_File fh, void *buf, MPI_Status *status)

MPI_FILE_WRITE_ORDERED_END(FH, BUF, STATUS, IERROR)
    <type> BUF(*)
    INTEGER FH, STATUS(MPI_STATUS_SIZE), IERROR

void MPI::File::Write_ordered_end(const void* buf, MPI::Status& status)

void MPI::File::Write_ordered_end(const void* buf)

```

13.5 File Interoperability

At the most basic level, file interoperability is the ability to read the information previously written to a file—not just the bits of data, but the actual information the bits represent. MPI guarantees full interoperability within a single MPI environment, and supports increased interoperability outside that environment through the external data representation (Section 13.5.2, page 414) as well as the data conversion functions (Section 13.5.3, page 415).

Interoperability within a single MPI environment (which could be considered “operability”) ensures that file data written by one MPI process can be read by any other MPI process, subject to the consistency constraints (see Section 13.6.1, page 420), provided that it would have been possible to start the two processes simultaneously and have them reside in a single `MPI_COMM_WORLD`. Furthermore, both processes must see the same data values at every absolute byte offset in the file for which data was written.

```

MPI_FILE_WRITE_ALL_END(FH, BUF, STATUS, IERROR)
    <type> BUF(*)
    INTEGER FH, STATUS(MPI_STATUS_SIZE), IERROR
void MPI::File::Write_all_end(const void* buf, MPI::Status& status)
void MPI::File::Write_all_end(const void* buf)

MPI_FILE_READ_ORDERED_BEGIN(fh, buf, count, datatype)
    INOUT fh                file handle (handle)
    OUT   buf                initial address of buffer (choice)
    IN    count              number of elements in buffer (integer)
    IN    datatype           datatype of each buffer element (handle)

int MPI_File_read_ordered_begin(MPI_File fh, void *buf, int count,
    MPI_Datatype datatype)

MPI_FILE_READ_ORDERED_BEGIN(FH, BUF, COUNT, DATATYPE, IERROR)
    <type> BUF(*)
    INTEGER FH, COUNT, DATATYPE, IERROR
void MPI::File::Read_ordered_begin(void* buf, int count,
    const MPI::Datatype& datatype)

MPI_FILE_READ_ORDERED_END(fh, buf, status)
    INOUT fh                file handle (handle)
    OUT   buf                initial address of buffer (choice)
    OUT   status             status object (Status)

int MPI_File_read_ordered_end(MPI_File fh, void *buf, MPI_Status *status)
MPI_FILE_READ_ORDERED_END(FH, BUF, STATUS, IERROR)
    <type> BUF(*)
    INTEGER FH, STATUS(MPI_STATUS_SIZE), IERROR
void MPI::File::Read_ordered_end(void* buf, MPI::Status& status)
void MPI::File::Read_ordered_end(void* buf)

```

5.9.4 MINLOC and MAXLOC

The operator `MPI_MINLOC` is used to compute a global minimum and also an index attached to the minimum value. `MPI_MAXLOC` similarly computes a global maximum and index. One application of these is to compute a global minimum (maximum) and the rank of the process containing this value.

The operation that defines `MPI_MAXLOC` is:

$$\begin{pmatrix} u \\ i \end{pmatrix} \circ \begin{pmatrix} v \\ j \end{pmatrix} = \begin{pmatrix} w \\ k \end{pmatrix}$$

where

$$w = \max(u, v)$$

and

$$k = \begin{cases} i & \text{if } u > v \\ \min(i, j) & \text{if } u = v \\ j & \text{if } u < v \end{cases}$$

`MPI_MINLOC` is defined similarly:

$$\begin{pmatrix} u \\ i \end{pmatrix} \circ \begin{pmatrix} v \\ j \end{pmatrix} = \begin{pmatrix} w \\ k \end{pmatrix}$$

where

$$w = \min(u, v)$$

and

$$k = \begin{cases} i & \text{if } u < v \\ \min(i, j) & \text{if } u = v \\ j & \text{if } u > v \end{cases}$$

Both operations are associative and commutative. Note that if `MPI_MAXLOC` is applied to reduce a sequence of pairs $(u_0, 0), (u_1, 1), \dots, (u_{n-1}, n-1)$, then the value returned is (u, r) , where $u = \max_i u_i$ and r is the index of the first global maximum in the sequence. Thus, if each process supplies a value and its rank within the group, then a reduce operation with `op = MPI_MAXLOC` will return the maximum value and the rank of the first process with that value. Similarly, `MPI_MINLOC` can be used to return a minimum and its index. More generally, `MPI_MINLOC` computes a *lexicographic minimum*, where elements are ordered according to the first component of each pair, and ties are resolved according to the second component.

The reduce operation is defined to operate on arguments that consist of a pair: value and index. For both Fortran and C, types are provided to describe the pair. The potentially mixed-type nature of such arguments is a problem in Fortran. The problem is circumvented, for Fortran, by having the MPI-provided type consist of a pair of the same type as value, and coercing the index to this type also. In C, the MPI-provided pair type has distinct types and the index is an `int`.

In order to use `MPI_MINLOC` and `MPI_MAXLOC` in a reduce operation, one must provide a `datatype` argument that represents a pair (value and index). MPI provides nine such

predefined datatypes. The operations MPI_MAXLOC and MPI_MINLOC can be used with each of the following datatypes.

Fortran:

Name	Description
MPI_2REAL	pair of REALs
MPI_2DOUBLE_PRECISION	pair of DOUBLE PRECISION variables
MPI_2INTEGER	pair of INTEGERS

C:

Name	Description
MPI_FLOAT_INT	float and int
MPI_DOUBLE_INT	double and int
MPI_LONG_INT	long and int
MPI_2INT	pair of int
MPI_SHORT_INT	short and int
MPI_LONG_DOUBLE_INT	long double and int

The datatype MPI_2REAL is *as if* defined by the following (see Section 4.1).

```
MPI_TYPE_CONTIGUOUS(2, MPI_REAL, MPI_2REAL)
```

Similar statements apply for MPI_2INTEGER, MPI_2DOUBLE_PRECISION, and MPI_2INT.

The datatype MPI_FLOAT_INT is *as if* defined by the following sequence of instructions.

```
type[0] = MPI_FLOAT
type[1] = MPI_INT
disp[0] = 0
disp[1] = sizeof(float)
block[0] = 1
block[1] = 1
MPI_TYPE_STRUCT(2, block, disp, type, MPI_FLOAT_INT)
```

Similar statements apply for MPI_LONG_INT and MPI_DOUBLE_INT.

The following examples use intracommunicators.

Example 5.17 Each process has an array of 30 doubles, in C. For each of the 30 locations, compute the value and rank of the process containing the largest value.

```
...
/* each process has an array of 30 double: ain[30]
*/
double ain[30], aout[30];
int ind[30];
struct {
    double val;
    int rank;
} in[30], out[30];
int i, myrank, root;
```

```
<type> BUF(*)
INTEGER FH, COUNT, DATATYPE, IERROR

void MPI::File::Read_all_begin(void* buf, int count,
                               const MPI::Datatype& datatype)

MPI_FILE_READ_ALL_END(fh, buf, status)
    INOUT fh                file handle (handle)
    OUT   buf                initial address of buffer (choice)
    OUT   status             status object (Status)

int MPI_File_read_all_end(MPI_File fh, void *buf, MPI_Status *status)
MPI_FILE_READ_ALL_END(FH, BUF, STATUS, IERROR)
    <type> BUF(*)
    INTEGER FH, STATUS(MPI_STATUS_SIZE), IERROR

void MPI::File::Read_all_end(void* buf, MPI::Status& status)
void MPI::File::Read_all_end(void* buf)

MPI_FILE_WRITE_ALL_BEGIN(fh, buf, count, datatype)
    INOUT fh                file handle (handle)
    IN    buf                initial address of buffer (choice)
    IN    count              number of elements in buffer (integer)
    IN    datatype           datatype of each buffer element (handle)

int MPI_File_write_all_begin(MPI_File fh, void *buf, int count,
                             MPI_Datatype datatype)
MPI_FILE_WRITE_ALL_BEGIN(FH, BUF, COUNT, DATATYPE, IERROR)
    <type> BUF(*)
    INTEGER FH, COUNT, DATATYPE, IERROR

void MPI::File::Write_all_begin(const void* buf, int count,
                               const MPI::Datatype& datatype)

MPI_FILE_WRITE_ALL_END(fh, buf, status)
    INOUT fh                file handle (handle)
    IN    buf                initial address of buffer (choice)
    OUT   status             status object (Status)

int MPI_File_write_all_end(MPI_File fh, void *buf, MPI_Status *status)
```



```

MPI_FILE_WRITE_AT_ALL_BEGIN(fh, offset, buf, count, datatype)
    INOUT fh          file handle (handle)
    IN     offset      file offset (integer)
    IN     buf         initial address of buffer (choice)
    IN     count       number of elements in buffer (integer)
    IN     datatype    datatype of each buffer element (handle)

int MPI_File_write_at_all_begin(MPI_File fh, MPI_Offset offset, void *buf,
    int count, MPI_Datatype datatype)

MPI_FILE_WRITE_AT_ALL_BEGIN(FH, OFFSET, BUF, COUNT, DATATYPE, IERROR)
    <type> BUF(*)
    INTEGER FH, COUNT, DATATYPE, IERROR
    INTEGER(KIND=MPI_OFFSET_KIND) OFFSET

void MPI::File::Write_at_all_begin(MPI::Offset offset, const void* buf,
    int count, const MPI::Datatype& datatype)

MPI_FILE_WRITE_AT_ALL_END(fh, buf, status)
    INOUT fh          file handle (handle)
    IN     buf         initial address of buffer (choice)
    OUT    status      status object (Status)

int MPI_File_write_at_all_end(MPI_File fh, void *buf, MPI_Status *status)

MPI_FILE_WRITE_AT_ALL_END(FH, BUF, STATUS, IERROR)
    <type> BUF(*)
    INTEGER FH, STATUS(MPI_STATUS_SIZE), IERROR

void MPI::File::Write_at_all_end(const void* buf, MPI::Status& status)

void MPI::File::Write_at_all_end(const void* buf)

MPI_FILE_READ_ALL_BEGIN(fh, buf, count, datatype)
    INOUT fh          file handle (handle)
    OUT    buf         initial address of buffer (choice)
    IN     count       number of elements in buffer (integer)
    IN     datatype    datatype of each buffer element (handle)

int MPI_File_read_all_begin(MPI_File fh, void *buf, int count,
    MPI_Datatype datatype)

MPI_FILE_READ_ALL_BEGIN(FH, BUF, COUNT, DATATYPE, IERROR)

```

```

MPI_Comm_rank(comm, &myrank);
for (i=0; i<30; ++i) {
    in[i].val = ain[i];
    in[i].rank = myrank;
}
MPI_Reduce( in, out, 30, MPI_DOUBLE_INT, MPI_MAXLOC, root, comm );
/* At this point, the answer resides on process root
*/
if (myrank == root) {
    /* read ranks out
    */
    for (i=0; i<30; ++i) {
        aout[i] = out[i].val;
        ind[i] = out[i].rank;
    }
}

```

Example 5.18 Same example, in Fortran.

```

...
! each process has an array of 30 double: ain(30)

DOUBLE PRECISION ain(30), aout(30)
INTEGER ind(30)
DOUBLE PRECISION in(2,30), out(2,30)
INTEGER i, myrank, root, ierr

CALL MPI_COMM_RANK(comm, myrank, ierr)
DO I=1, 30
    in(1,i) = ain(i)
    in(2,i) = myrank    ! myrank is coerced to a double
END DO

CALL MPI_REDUCE( in, out, 30, MPI_2DOUBLE_PRECISION, MPI_MAXLOC, root,
    comm, ierr )

! At this point, the answer resides on process root

IF (myrank .EQ. root) THEN
    ! read ranks out
    DO I= 1, 30
        aout(i) = out(1,i)
        ind(i) = out(2,i) ! rank is coerced back to an integer
    END DO
END IF

```

Example 5.19 Each process has a non-empty array of values. Find the minimum global value, the rank of the process that holds it and its index on this process.

```

#define LEN 1000

float val[LEN];      /* local array of values */
int count;          /* local number of values */
int myrank, minrank, minindex;
float minval;

struct {
    float value;
    int index;
} in, out;

/* local minloc */
in.value = val[0];
in.index = 0;
for (i=1; i < count; i++)
    if (in.value > val[i]) {
        in.value = val[i];
        in.index = i;
    }

/* global minloc */
MPI_Comm_rank(comm, &myrank);
in.index = myrank*LEN + in.index;
MPI_Reduce( in, out, 1, MPI_FLOAT_INT, MPI_MINLOC, root, comm );
/* At this point, the answer resides on process root
*/
if (myrank == root) {
    /* read answer out
    */
    minval = out.value;
    minrank = out.index / LEN;
    minindex = out.index % LEN;
}

```

Rationale. The definition of MPI_MINLOC and MPI_MAXLOC given here has the advantage that it does not require any special-case handling of these two operations: they are handled like any other reduce operation. A programmer can provide his or her own definition of MPI_MAXLOC and MPI_MINLOC, if so desired. The disadvantage is that values and indices have to be first interleaved, and that indices and values have to be coerced to the same type, in Fortran. (*End of rationale.*)

For the purpose of consistency semantics (Section 13.6.1, page 420), a matched pair of split collective data access operations (e.g., MPI_FILE_READ_ALL_BEGIN and MPI_FILE_READ_ALL_END) compose a single data access.

```

MPI_FILE_READ_AT_ALL_BEGIN(fh, offset, buf, count, datatype)
    IN    fh                file handle (handle)
    IN    offset            file offset (integer)
    OUT   buf               initial address of buffer (choice)
    IN    count             number of elements in buffer (integer)
    IN    datatype          datatype of each buffer element (handle)

int MPI_File_read_at_all_begin(MPI_File fh, MPI_Offset offset, void *buf,
                               int count, MPI_Datatype datatype)
MPI_FILE_READ_AT_ALL_BEGIN(FH, OFFSET, BUF, COUNT, DATATYPE, IERROR)
<type> BUF(*)
INTEGER FH, COUNT, DATATYPE, IERROR
INTEGER(KIND=MPI_OFFSET_KIND) OFFSET

void MPI::File::Read_at_all_begin(MPI::Offset offset, void* buf, int count,
                                  const MPI::Datatype& datatype)

MPI_FILE_READ_AT_ALL_END(fh, buf, status)
    IN    fh                file handle (handle)
    OUT   buf               initial address of buffer (choice)
    OUT   status             status object (Status)

int MPI_File_read_at_all_end(MPI_File fh, void *buf, MPI_Status *status)
MPI_FILE_READ_AT_ALL_END(FH, BUF, STATUS, IERROR)
<type> BUF(*)
INTEGER FH, STATUS(MPI_STATUS_SIZE), IERROR

void MPI::File::Read_at_all_end(void* buf, MPI::Status& status)

void MPI::File::Read_at_all_end(void* buf)

```

- Begin calls are collective over the group of processes that participated in the collective open and follow the ordering rules for collective calls.
- End calls are collective over the group of processes that participated in the collective open and follow the ordering rules for collective calls. Each end call matches the preceding begin call for the same collective operation. When an “end” call is made, exactly one unmatched “begin” call for the same operation must precede it.
- An implementation is free to implement any split collective data access routine using the corresponding blocking collective routine when either the begin call (e.g., `MPI_FILE_READ_ALL_BEGIN`) or the end call (e.g., `MPI_FILE_READ_ALL_END`) is issued. The begin and end calls are provided to allow the user and MPI implementation to optimize the collective operation.
- Split collective operations do not match the corresponding regular collective operation. For example, in a single collective read operation, an `MPI_FILE_READ_ALL` on one process does not match an `MPI_FILE_READ_ALL_BEGIN/`
`MPI_FILE_READ_ALL_END` pair on another process.
- Split collective routines must specify a buffer in both the begin and end routines. By specifying the buffer that receives data in the end routine, we can avoid many (though not all) of the problems described in “A Problem with Register Optimization,” Section 16.2.2, page 466.
- No collective I/O operations are permitted on a file handle concurrently with a split collective access on that file handle (i.e., between the begin and end of the access). That is

```
MPI_File_read_all_begin(fh, ...);
...
MPI_File_read_all(fh, ...);
...
MPI_File_read_all_end(fh, ...);
```

is erroneous.

- In a multithreaded implementation, any split collective begin and end operation called by a process must be called from the same thread. This restriction is made to simplify the implementation in the multithreaded case. (Note that we have already disallowed having two threads begin a split collective operation on the same file handle since only one split collective operation can be active on a file handle at any time.)

The arguments for these routines have the same meaning as for the equivalent collective versions (e.g., the argument definitions for `MPI_FILE_READ_ALL_BEGIN` and `MPI_FILE_READ_ALL_END` are equivalent to the arguments for `MPI_FILE_READ_ALL`). The begin routine (e.g., `MPI_FILE_READ_ALL_BEGIN`) begins a split collective operation that, when completed with the matching end routine (i.e., `MPI_FILE_READ_ALL_END`) produces the result as defined for the equivalent collective routine (i.e., `MPI_FILE_READ_ALL`).

5.9.5 User-Defined Reduction Operations

`MPI_OP_CREATE`(function, commute, op)

IN	function	user defined function (function)
IN	commute	true if commutative; false otherwise.
OUT	op	operation (handle)

```
int MPI_Op_create(MPI_User_function *function, int commute, MPI_Op *op)
```

```
MPI_OP_CREATE( FUNCTION, COMMUTE, OP, IERROR)
```

```
EXTERNAL FUNCTION
```

```
LOGICAL COMMUTE
```

```
INTEGER OP, IERROR
```

```
void MPI::Op::Init(MPI::User_function* function, bool commute)
```

`MPI_OP_CREATE` binds a user-defined global operation to an `op` handle that can subsequently be used in `MPI_REDUCE`, `MPI_ALLREDUCE`, `MPI_REDUCE_SCATTER`, `MPI_SCAN`, and `MPI_EXSCAN`. The user-defined operation is assumed to be associative. If `commute = true`, then the operation should be both commutative and associative. If `commute = false`, then the order of operands is fixed and is defined to be in ascending, process rank order, beginning with process zero. The order of evaluation can be changed, talking advantage of the associativity of the operation. If `commute = true` then the order of evaluation can be changed, taking advantage of commutativity and associativity.

`function` is the user-defined function, which must have the following four arguments: `invec`, `inoutvec`, `len` and `datatype`.

The ISO C prototype for the function is the following.

```
typedef void MPI_User_function(void *invec, void *inoutvec, int *len,
                               MPI_Datatype *datatype);
```

The Fortran declaration of the user-defined function appears below.

```
SUBROUTINE USER_FUNCTION(INVEC, INOUTVEC, LEN, TYPE)
  <type> INVEC(LEN), INOUTVEC(LEN)
  INTEGER LEN, TYPE
```

The C++ declaration of the user-defined function appears below.

```
typedef void MPI::User_function(const void* invec, void *inoutvec, int len,
                                const Datatype& datatype);
```

The `datatype` argument is a handle to the data type that was passed into the call to `MPI_REDUCE`. The user reduce function should be written such that the following holds: Let `u[0], ... , u[len-1]` be the `len` elements in the communication buffer described by the arguments `invec`, `len` and `datatype` when the function is invoked; let `v[0], ... , v[len-1]` be `len` elements in the communication buffer described by the arguments `inoutvec`, `len` and `datatype` when the function is invoked; let `w[0], ... , w[len-1]` be `len` elements in the communication buffer described by the arguments `inoutvec`, `len` and `datatype` when the function returns; then `w[i] = u[i]◦v[i]`, for `i=0, ... , len-1`, where `◦` is the reduce operation that the function computes.

Informally, we can think of `invec` and `inoutvec` as arrays of `len` elements that function is combining. The result of the reduction over-writes values in `inoutvec`, hence the name. Each invocation of the function results in the pointwise evaluation of the reduce operator on `len` elements: I.e, the function returns in `inoutvec[i]` the value `invec[i] ◦ inoutvec[i]`, for `i = 0, . . . , count - 1`, where `◦` is the combining operation computed by the function.

Rationale. The `len` argument allows `MPI_REDUCE` to avoid calling the function for each element in the input buffer. Rather, the system can choose to apply the function to chunks of input. In C, it is passed in as a reference for reasons of compatibility with Fortran.

By internally comparing the value of the `datatype` argument to known, global handles, it is possible to overload the use of a single user-defined function for several, different data types. (*End of rationale.*)

General datatypes may be passed to the user function. However, use of datatypes that are not contiguous is likely to lead to inefficiencies.

No MPI communication function may be called inside the user function. `MPI_ABORT` may be called inside the function in case of an error.

Advice to users. Suppose one defines a library of user-defined reduce functions that are overloaded: the `datatype` argument is used to select the right execution path at each invocation, according to the types of the operands. The user-defined reduce function cannot “decode” the `datatype` argument that it is passed, and cannot identify, by itself, the correspondence between the `datatype` handles and the `datatype` they represent. This correspondence was established when the datatypes were created. Before the library is used, a library initialization preamble must be executed. This preamble code will define the datatypes that are used by the library, and store handles to these datatypes in global, static variables that are shared by the user code and the library code.

The Fortran version of `MPI_REDUCE` will invoke a user-defined reduce function using the Fortran calling conventions and will pass a Fortran-type `datatype` argument; the C version will use C calling convention and the C representation of a `datatype` handle. Users who plan to mix languages should define their reduction functions accordingly. (*End of advice to users.*)

Advice to implementors. We outline below a naive and inefficient implementation of `MPI_REDUCE` not supporting the “in place” option.

```

MPI_Comm_size(comm, &groupsize);
MPI_Comm_rank(comm, &rank);
if (rank > 0) {
    MPI_Recv(tempbuf, count, datatype, rank-1, ...);
    User_reduce(tempbuf, sendbuf, count, datatype);
}
if (rank < groupsize-1) {
    MPI_Send(sendbuf, count, datatype, rank+1, ...);
}
/* answer now resides in process groupsize-1 ... now send to root

```

- `MPI_SEEK_SET`: the pointer is set to `offset`
- `MPI_SEEK_CUR`: the pointer is set to the current pointer position plus `offset`
- `MPI_SEEK_END`: the pointer is set to the end of file plus `offset`

`MPI_FILE_SEEK_SHARED` is collective; all the processes in the communicator group associated with the file handle `fh` must call `MPI_FILE_SEEK_SHARED` with the same values for `offset` and `whence`.

The `offset` can be negative, which allows seeking backwards. It is erroneous to seek to a negative position in the view.

`MPI_FILE_GET_POSITION_SHARED(fh, offset)`

IN	fh	file handle (handle)
OUT	offset	offset of shared pointer (integer)

```
int MPI_File_get_position_shared(MPI_File fh, MPI_Offset *offset)
```

```

MPI_FILE_GET_POSITION_SHARED(FH, OFFSET, IERROR)
    INTEGER FH, IERROR
    INTEGER(KIND=MPI_OFFSET_KIND) OFFSET

```

```
MPI::Offset MPI::File::Get_position_shared() const
```

`MPI_FILE_GET_POSITION_SHARED` returns, in `offset`, the current position of the shared file pointer in `etype` units relative to the current view.

Advice to users. The `offset` can be used in a future call to `MPI_FILE_SEEK_SHARED` using `whence = MPI_SEEK_SET` to return to the current position. To set the displacement to the current file pointer position, first convert `offset` into an absolute byte position using `MPI_FILE_GET_BYTE_OFFSET`, then call `MPI_FILE_SET_VIEW` with the resulting displacement. (*End of advice to users.*)

13.4.5 Split Collective Data Access Routines

MPI provides a restricted form of “nonblocking collective” I/O operations for all data accesses using split collective data access routines. These routines are referred to as “split” collective routines because a single collective operation is split in two: a begin routine and an end routine. The begin routine begins the operation, much like a nonblocking data access (e.g., `MPI_FILE_IREAD`). The end routine completes the operation, much like the matching test or wait (e.g., `MPI_WAIT`). As with nonblocking data access operations, the user must not use the buffer passed to a begin routine while the routine is outstanding; the operation must be completed with an end routine before it is safe to free buffers, etc.

Split collective data access operations on a file handle `fh` are subject to the semantic rules given below.

- On any MPI process, each file handle may have at most one active split collective operation at any time.

MPI_FILE_READ_ORDERED is a collective version of the MPI_FILE_READ_SHARED interface.

MPI_FILE_WRITE_ORDERED(fh, buf, count, datatype, status)

INOUT	fh	file handle (handle)
IN	buf	initial address of buffer (choice)
IN	count	number of elements in buffer (integer)
IN	datatype	datatype of each buffer element (handle)
OUT	status	status object (Status)

```
int MPI_File_write_ordered(MPI_File fh, void *buf, int count,
    MPI_Datatype datatype, MPI_Status *status)
```

```
MPI_FILE_WRITE_ORDERED(FH, BUF, COUNT, DATATYPE, STATUS, IERROR)
<type> BUF(*)
INTEGER FH, COUNT, DATATYPE, STATUS(MPI_STATUS_SIZE), IERROR
```

```
void MPI::File::Write_ordered(const void* buf, int count,
    const MPI::Datatype& datatype, MPI::Status& status)
```

```
void MPI::File::Write_ordered(const void* buf, int count,
    const MPI::Datatype& datatype)
```

MPI_FILE_WRITE_ORDERED is a collective version of the MPI_FILE_WRITE_SHARED interface.

Seek

If MPI_MODE_SEQUENTIAL mode was specified when the file was opened, it is erroneous to call the following two routines (MPI_FILE_SEEK_SHARED and MPI_FILE_GET_POSITION_SHARED).

MPI_FILE_SEEK_SHARED(fh, offset, whence)

INOUT	fh	file handle (handle)
IN	offset	file offset (integer)
IN	whence	update mode (state)

```
int MPI_File_seek_shared(MPI_File fh, MPI_Offset offset, int whence)
```

```
MPI_FILE_SEEK_SHARED(FH, OFFSET, WHENCE, IERROR)
INTEGER FH, WHENCE, IERROR
INTEGER(KIND=MPI_OFFSET_KIND) OFFSET
```

```
void MPI::File::Seek_shared(MPI::Offset offset, int whence)
```

MPI_FILE_SEEK_SHARED updates the shared file pointer according to whence, which has the following possible values:

```
1      */
2      if (rank == root) {
3          MPI_Irecv(recvbuf, count, datatype, groupsize-1, ..., &req);
4      }
5      if (rank == groupsize-1) {
6          MPI_Send(sendbuf, count, datatype, root, ...);
7      }
8      if (rank == root) {
9          MPI_Wait(&req, &status);
10     }
11
```

The reduction computation proceeds, sequentially, from process 0 to process groupsize-1. This order is chosen so as to respect the order of a possibly non-commutative operator defined by the function `User_reduce()`. A more efficient implementation is achieved by taking advantage of associativity and using a logarithmic tree reduction. Commutativity can be used to advantage, for those cases in which the `commute` argument to `MPI_OP_CREATE` is true. Also, the amount of temporary buffer required can be reduced, and communication can be pipelined with computation, by transferring and reducing the elements in chunks of size `len < count`.

The predefined reduce operations can be implemented as a library of user-defined operations. However, better performance might be achieved if `MPI_REDUCE` handles these functions as a special case. (*End of advice to implementors.*)

MPI_OP_FREE(op)

INOUT	op	operation (handle)
-------	----	--------------------

```
int MPI_op_free( MPI_Op *op)
```

```
MPI_OP_FREE( OP, IERROR)
INTEGER OP, IERROR
```

```
void MPI::Op::Free()
```

Marks a user-defined reduction operation for deallocation and sets `op` to `MPI_OP_NULL`.

Example of User-defined Reduce

It is time for an example of user-defined reduction. The example in this section uses an intracommunicator.

Example 5.20 Compute the product of an array of complex numbers, in C.

```
typedef struct {
    double real, imag;
} Complex;

/* the user-defined function
```

```

*/
void myProd( Complex *in, Complex *inout, int *len, MPI_Datatype *dptr )
{
    int i;
    Complex c;

    for (i=0; i< *len; ++i) {
        c.real = inout->real*in->real -
                inout->imag*in->imag;
        c.imag = inout->real*in->imag +
                inout->imag*in->real;
        *inout = c;
        inout++;
    }
}

/* and, to call it...
*/
...

/* each process has an array of 100 Complexes
*/
Complex a[100], answer[100];
MPI_Op myOp;
MPI_Datatype ctype;

/* explain to MPI how type Complex is defined
*/
MPI_Type_contiguous( 2, MPI_DOUBLE, &ctype );
MPI_Type_commit( &ctype );
/* create the complex-product user-op
*/
MPI_Op_create( myProd, True, &myOp );

MPI_Reduce( a, answer, 100, ctype, myOp, root, comm );

/* At this point, the answer, which consists of 100 Complexes,
* resides on process root
*/

```

5.9.6 All-Reduce

MPI includes a variant of the reduce operations where the result is returned to all processes in a group. MPI requires that all processes from the same group participating in these operations receive identical results.

MPI_FILE_IWRITE_SHARED is a nonblocking version of the MPI_FILE_WRITE_SHARED interface.

Collective Operations

The semantics of a collective access using a shared file pointer is that the accesses to the file will be in the order determined by the ranks of the processes within the group. For each process, the location in the file at which data is accessed is the position at which the shared file pointer would be after all processes whose ranks within the group less than that of this process had accessed their data. In addition, in order to prevent subsequent shared offset accesses by the same processes from interfering with this collective access, the call might return only after all the processes within the group have initiated their accesses. When the call returns, the shared file pointer points to the next etype accessible, according to the file view used by all processes, after the last etype requested.

Advice to users. There may be some programs in which all processes in the group need to access the file using the shared file pointer, but the program may not *require* that data be accessed in order of process rank. In such programs, using the shared ordered routines (e.g., MPI_FILE_WRITE_ORDERED rather than MPI_FILE_WRITE_SHARED) may enable an implementation to optimize access, improving performance. (*End of advice to users.*)

Advice to implementors. Accesses to the data requested by all processes do not have to be serialized. Once all processes have issued their requests, locations within the file for all accesses can be computed, and accesses can proceed independently from each other, possibly in parallel. (*End of advice to implementors.*)

MPI_FILE_READ_ORDERED(fh, buf, count, datatype, status)

INOUT	fh	file handle (handle)
OUT	buf	initial address of buffer (choice)
IN	count	number of elements in buffer (integer)
IN	datatype	datatype of each buffer element (handle)
OUT	status	status object (Status)

```

int MPI_File_read_ordered(MPI_File fh, void *buf, int count,
    MPI_Datatype datatype, MPI_Status *status)

```

```

MPI_FILE_READ_ORDERED(FH, BUF, COUNT, DATATYPE, STATUS, IERROR)
<type> BUF(*)
INTEGER FH, COUNT, DATATYPE, STATUS(MPI_STATUS_SIZE), IERROR

```

```

void MPI::File::Read_ordered(void* buf, int count,
    const MPI::Datatype& datatype, MPI::Status& status)

```

```

void MPI::File::Read_ordered(void* buf, int count,
    const MPI::Datatype& datatype)

```

```

    INTEGER FH, COUNT, DATATYPE, STATUS(MPI_STATUS_SIZE), IERROR
void MPI::File::Write_shared(const void* buf, int count,
    const MPI::Datatype& datatype, MPI::Status& status)
void MPI::File::Write_shared(const void* buf, int count,
    const MPI::Datatype& datatype)
    MPI_FILE_WRITE_SHARED writes a file using the shared file pointer.

MPI_FILE_IREAD_SHARED(fh, buf, count, datatype, request)
    INOUT  fh          file handle (handle)
    OUT    buf          initial address of buffer (choice)
    IN     count        number of elements in buffer (integer)
    IN     datatype     datatype of each buffer element (handle)
    OUT    request      request object (handle)

int MPI_File_iread_shared(MPI_File fh, void *buf, int count,
    MPI_Datatype datatype, MPI_Request *request)
MPI_FILE_IREAD_SHARED(FH, BUF, COUNT, DATATYPE, REQUEST, IERROR)
    <type> BUF(*)
    INTEGER FH, COUNT, DATATYPE, REQUEST, IERROR
MPI::Request MPI::File::Iread_shared(void* buf, int count,
    const MPI::Datatype& datatype)
    MPI_FILE_IREAD_SHARED is a nonblocking version of the MPI_FILE_READ_SHARED
    interface.

MPI_FILE_IWRITE_SHARED(fh, buf, count, datatype, request)
    INOUT  fh          file handle (handle)
    IN     buf          initial address of buffer (choice)
    IN     count        number of elements in buffer (integer)
    IN     datatype     datatype of each buffer element (handle)
    OUT    request      request object (handle)

int MPI_File_ fwrite_shared(MPI_File fh, void *buf, int count,
    MPI_Datatype datatype, MPI_Request *request)
MPI_FILE_IWRITE_SHARED(FH, BUF, COUNT, DATATYPE, REQUEST, IERROR)
    <type> BUF(*)
    INTEGER FH, COUNT, DATATYPE, REQUEST, IERROR
MPI::Request MPI::File::Iwrite_shared(const void* buf, int count,
    const MPI::Datatype& datatype)

```

```

MPI_ALLREDUCE( sendbuf, recvbuf, count, datatype, op, comm)
    IN     sendbuf      starting address of send buffer (choice)
    OUT    recvbuf      starting address of receive buffer (choice)
    IN     count         number of elements in send buffer (non-negative inte-
    ger)
    IN     datatype     data type of elements of send buffer (handle)
    IN     op            operation (handle)
    IN     comm          communicator (handle)

int MPI_Allreduce(void* sendbuf, void* recvbuf, int count,
    MPI_Datatype datatype, MPI_Op op, MPI_Comm comm)
MPI_ALLREDUCE(SENDBUF, RECVBUFF, COUNT, DATATYPE, OP, COMM, IERROR)
    <type> SENDBUF(*), RECVBUFF(*)
    INTEGER COUNT, DATATYPE, OP, COMM, IERROR
void MPI::Comm::Allreduce(const void* sendbuf, void* recvbuf, int count,
    const MPI::Datatype& datatype, const MPI::Op& op) const = 0

    If comm is an intracommunicator, MPI_ALLREDUCE behaves the same as
    MPI_REDUCE except that the result appears in the receive buffer of all the group members.

    Advice to implementors. The all-reduce operations can be implemented as a re-
    duce, followed by a broadcast. However, a direct implementation can lead to better
    performance. (End of advice to implementors.)

    The “in place” option for intracommunicators is specified by passing the value
    MPI_IN_PLACE to the argument sendbuf at all processes. In this case, the input data is taken
    at each process from the receive buffer, where it will be replaced by the output data.

    If comm is an intercommunicator, then the result of the reduction of the data provided
    by processes in group A is stored at each process in group B, and vice versa. Both groups
    should provide count and datatype arguments that specify the same type signature.

    The following example uses an intracommunicator.

Example 5.21 A routine that computes the product of a vector and an array that are
    distributed across a group of processes and returns the answer at all nodes (see also Example
    5.16).

SUBROUTINE PAR_BLAS2(m, n, a, b, c, comm)
    REAL a(m), b(m,n) ! local slice of array
    REAL c(n) ! result
    REAL sum(n)
    INTEGER n, comm, i, j, ierr

    ! local sum
    DO j= 1, n
        sum(j) = 0.0
    DO i = 1, m

```



```

    sum(j) = sum(j) + a(i)*b(i,j)
  END DO
END DO

! global sum
CALL MPI_ALLREDUCE(sum, c, n, MPI_REAL, MPI_SUM, comm, ierr)

! return result at all nodes
RETURN

```

5.10 Reduce-Scatter

MPI includes a variant of the reduce operations where the result is scattered to all processes in a group on return.

```

MPI_REDUCE_SCATTER( sendbuf, recvbuf, recvcounts, datatype, op, comm)
  IN      sendbuf          starting address of send buffer (choice)
  OUT     recvbuf          starting address of receive buffer (choice)
  IN      recvcounts       non-negative integer array specifying the number of
                          elements in result distributed to each process. Array
                          must be identical on all calling processes.
  IN      datatype         data type of elements of input buffer (handle)
  IN      op               operation (handle)
  IN      comm             communicator (handle)

int MPI_Reduce_scatter(void* sendbuf, void* recvbuf, int *recvcounts,
                      MPI_Datatype datatype, MPI_Op op, MPI_Comm comm)

MPI_REDUCE_SCATTER(SENDBUF, RECVBUFF, RECVCOUNTS, DATATYPE, OP, COMM,
                  IERROR)
  <type> SENDBUF(*), RECVBUFF(*)
  INTEGER RECVCOUNTS(*), DATATYPE, OP, COMM, IERROR

void MPI::Comm::Reduce_scatter(const void* sendbuf, void* recvbuf,
                              int recvcounts[], const MPI::Datatype& datatype,
                              const MPI::Op& op) const = 0

```

If `comm` is an intracommunicator, `MPI_REDUCE_SCATTER` first does an element-wise reduction on vector of count = $\sum_i \text{recvcounts}[i]$ elements in the send buffer defined by `sendbuf`, `count` and `datatype`. Next, the resulting vector of results is split into `n` disjoint segments, where `n` is the number of members in the group. Segment `i` contains `recvcounts[i]` elements. The `i`-th segment is sent to process `i` and stored in the receive buffer defined by `recvbuf`, `recvcounts[i]` and `datatype`.

Advice to implementors. The `MPI_REDUCE_SCATTER` routine is functionally equivalent to: an `MPI_REDUCE` collective operation with `count` equal to the sum of

- the use of shared file pointer routines is erroneous unless all processes use the same file view.

For the noncollective shared file pointer routines, the serialization ordering is not deterministic. The user needs to use other synchronization means to enforce a specific order.

After a shared file pointer operation is initiated, the shared file pointer is updated to point to the next etype after the last one that will be accessed. The file pointer is updated relative to the current view of the file.

Noncollective Operations

```

MPI_FILE_READ_SHARED(fh, buf, count, datatype, status)
  INOUT  fh                file handle (handle)
  OUT    buf               initial address of buffer (choice)
  IN     count             number of elements in buffer (integer)
  IN     datatype          datatype of each buffer element (handle)
  OUT    status            status object (Status)

```

```

int MPI_File_read_shared(MPI_File fh, void *buf, int count,
                        MPI_Datatype datatype, MPI_Status *status)

```

```

MPI_FILE_READ_SHARED(FH, BUF, COUNT, DATATYPE, STATUS, IERROR)
  <type> BUF(*)
  INTEGER FH, COUNT, DATATYPE, STATUS(MPI_STATUS_SIZE), IERROR

```

```

void MPI::File::Read_shared(void* buf, int count,
                            const MPI::Datatype& datatype, MPI::Status& status)

```

```

void MPI::File::Read_shared(void* buf, int count,
                            const MPI::Datatype& datatype)

```

`MPI_FILE_READ_SHARED` reads a file using the shared file pointer.

```

MPI_FILE_WRITE_SHARED(fh, buf, count, datatype, status)
  INOUT  fh                file handle (handle)
  IN     buf               initial address of buffer (choice)
  IN     count             number of elements in buffer (integer)
  IN     datatype          datatype of each buffer element (handle)
  OUT    status            status object (Status)

```

```

int MPI_File_write_shared(MPI_File fh, void *buf, int count,
                        MPI_Datatype datatype, MPI_Status *status)

```

```

MPI_FILE_WRITE_SHARED(FH, BUF, COUNT, DATATYPE, STATUS, IERROR)
  <type> BUF(*)

```

```

int MPI_File_get_position(MPI_File fh, MPI_Offset *offset)
MPI_FILE_GET_POSITION(FH, OFFSET, IERROR)
    INTEGER FH, IERROR
    INTEGER(KIND=MPI_OFFSET_KIND) OFFSET
MPI::Offset MPI::File::Get_position() const

```

MPI_FILE_GET_POSITION returns, in `offset`, the current position of the individual file pointer in etype units relative to the current view.

Advice to users. The `offset` can be used in a future call to MPI_FILE_SEEK using `whence = MPI_SEEK_SET` to return to the current position. To set the displacement to the current file pointer position, first convert `offset` into an absolute byte position using MPI_FILE_GET_BYTE_OFFSET, then call MPI_FILE_SET_VIEW with the resulting displacement. (*End of advice to users.*)

```

MPI_FILE_GET_BYTE_OFFSET(fh, offset, disp)
    IN      fh          file handle (handle)
    IN      offset      offset (integer)
    OUT     disp        absolute byte position of offset (integer)

```

```

int MPI_File_get_byte_offset(MPI_File fh, MPI_Offset offset,
    MPI_Offset *disp)
MPI_FILE_GET_BYTE_OFFSET(FH, OFFSET, DISP, IERROR)
    INTEGER FH, IERROR
    INTEGER(KIND=MPI_OFFSET_KIND) OFFSET, DISP
MPI::Offset MPI::File::Get_byte_offset(const MPI::Offset disp) const

```

MPI_FILE_GET_BYTE_OFFSET converts a view-relative offset into an absolute byte position. The absolute byte position (from the beginning of the file) of `offset` relative to the current view of `fh` is returned in `disp`.

13.4.4 Data Access with Shared File Pointers

MPI maintains exactly one shared file pointer per collective MPI_FILE_OPEN (shared among processes in the communicator group). The current value of this pointer implicitly specifies the offset in the data access routines described in this section. These routines only use and update the shared file pointer maintained by MPI. The individual file pointers are not used nor updated.

The shared file pointer routines have the same semantics as the data access with explicit offset routines described in Section 13.4.2, page 390, with the following modifications:

- the `offset` is defined to be the current value of the MPI-maintained shared file pointer,
- the effect of multiple calls to shared file pointer routines is defined to behave as if the calls were serialized, and

`recvcounts[i]` followed by MPI_SCATTERV with `sendcounts` equal to `recvcounts`. However, a direct implementation may run faster. (*End of advice to implementors.*)

The “in place” option for intracommunicators is specified by passing MPI_IN_PLACE in the `sendbuf` argument. In this case, the input data is taken from the top of the receive buffer.

If `comm` is an intercommunicator, then the result of the reduction of the data provided by processes in group A is scattered among processes in group B, and vice versa. Within each group, all processes provide the same `recvcounts` argument, and the sum of the `recvcounts` entries should be the same for the two groups.

Rationale. The last restriction is needed so that the length of the send buffer can be determined by the sum of the local `recvcounts` entries. Otherwise, a communication is needed to figure out how many elements are reduced. (*End of rationale.*)

5.11 Scan

5.11.1 Inclusive Scan

```

MPI_SCAN( sendbuf, recvbuf, count, datatype, op, comm )
    IN      sendbuf      starting address of send buffer (choice)
    OUT     recvbuf      starting address of receive buffer (choice)
    IN      count        number of elements in input buffer (non-negative integer)
    IN      datatype     data type of elements of input buffer (handle)
    IN      op           operation (handle)
    IN      comm         communicator (handle)

```

```

int MPI_Scan(void* sendbuf, void* recvbuf, int count,
    MPI_Datatype datatype, MPI_Op op, MPI_Comm comm )
MPI_SCAN(SENDBUF, RECVBUF, COUNT, DATATYPE, OP, COMM, IERROR)
    <type> SENDBUF(*), RECVBUF(*)
    INTEGER COUNT, DATATYPE, OP, COMM, IERROR

```

```

void MPI::Intracomm::Scan(const void* sendbuf, void* recvbuf, int count,
    const MPI::Datatype& datatype, const MPI::Op& op) const

```

If `comm` is an intracommunicator, MPI_SCAN is used to perform a prefix reduction on data distributed across the group. The operation returns, in the receive buffer of the process with rank `i`, the reduction of the values in the send buffers of processes with ranks `0, . . . , i` (inclusive). The type of operations supported, their semantics, and the constraints on send and receive buffers are as for MPI_REDUCE.

The “in place” option for intracommunicators is specified by passing MPI_IN_PLACE in the `sendbuf` argument. In this case, the input data is taken from the receive buffer, and replaced by the output data.

This operation is invalid for intercommunicators.

5.11.2 Exclusive Scan

`MPI_EXSCAN(sendbuf, recvbuf, count, datatype, op, comm)`

IN	sendbuf	starting address of send buffer (choice)
OUT	recvbuf	starting address of receive buffer (choice)
IN	count	number of elements in input buffer (non-negative integer)
IN	datatype	data type of elements of input buffer (handle)
IN	op	operation (handle)
IN	comm	intracommunicator (handle)

```
int MPI_Exscan(void *sendbuf, void *recvbuf, int count,
              MPI_Datatype datatype, MPI_Op op, MPI_Comm comm)
```

```
MPI_EXSCAN(SENDBUF, RECVBUF, COUNT, DATATYPE, OP, COMM, IERROR)
<type> SENDBUF(*), RECVBUF(*)
INTEGER COUNT, DATATYPE, OP, COMM, IERROR
```

```
void MPI::Intracomm::Exscan(const void* sendbuf, void* recvbuf, int count,
                           const MPI::Datatype& datatype, const MPI::Op& op) const
```

If `comm` is an intracommunicator, `MPI_EXSCAN` is used to perform a prefix reduction on data distributed across the group. The value in `recvbuf` on the process with rank 0 is undefined, and `recvbuf` is not significant on process 0. The value in `recvbuf` on the process with rank 1 is defined as the value in `sendbuf` on the process with rank 0. For processes with rank $i > 1$, the operation returns, in the receive buffer of the process with rank i , the reduction of the values in the send buffers of processes with ranks $0, \dots, i - 1$ (inclusive). The type of operations supported, their semantics, and the constraints on send and receive buffers, are as for `MPI_REDUCE`.

No “in place” option is supported.

This operation is invalid for intercommunicators.

Advice to users. As for `MPI_SCAN`, MPI does not specify which processes may call the operation, only that the result be correctly computed. In particular, note that the process with rank 1 need not call the `MPI_Op`, since all it needs to do is to receive the value from the process with rank 0. However, all processes, even the processes with ranks zero and one, must provide the same `op`. (*End of advice to users.*)

Rationale. The exclusive scan is more general than the inclusive scan. Any inclusive scan operation can be achieved by using the exclusive scan and then locally combining the local contribution. Note that for non-invertable operations such as `MPI_MAX`, the exclusive scan cannot be computed with the inclusive scan.

No in-place version is specified for `MPI_EXSCAN` because it is not clear what this means for the process with rank zero. (*End of rationale.*)

1	<code>MPI_FILE_IWRITE(fh, buf, count, datatype, request)</code>		
2	INOUT	fh	file handle (handle)
3	IN	buf	initial address of buffer (choice)
4	IN	count	number of elements in buffer (integer)
5	IN	datatype	datatype of each buffer element (handle)
6	OUT	request	request object (handle)

```
int MPI_File_iwrite(MPI_File fh, void *buf, int count,
                  MPI_Datatype datatype, MPI_Request *request)
```

```
MPI_FILE_IWRITE(FH, BUF, COUNT, DATATYPE, REQUEST, IERROR)
<type> BUF(*)
INTEGER FH, COUNT, DATATYPE, REQUEST, IERROR
```

```
MPI::Request MPI::File::Iwrite(const void* buf, int count,
                               const MPI::Datatype& datatype)
```

`MPI_FILE_IWRITE` is a nonblocking version of the `MPI_FILE_WRITE` interface.

`MPI_FILE_SEEK(fh, offset, whence)`

INOUT	fh	file handle (handle)
IN	offset	file offset (integer)
IN	whence	update mode (state)

```
int MPI_File_seek(MPI_File fh, MPI_Offset offset, int whence)
```

```
MPI_FILE_SEEK(FH, OFFSET, WHENCE, IERROR)
INTEGER FH, WHENCE, IERROR
INTEGER(KIND=MPI_OFFSET_KIND) OFFSET
```

```
void MPI::File::Seek(MPI::Offset offset, int whence)
```

`MPI_FILE_SEEK` updates the individual file pointer according to `whence`, which has the following possible values:

- `MPI_SEEK_SET`: the pointer is set to `offset`
- `MPI_SEEK_CUR`: the pointer is set to the current pointer position plus `offset`
- `MPI_SEEK_END`: the pointer is set to the end of file plus `offset`

The `offset` can be negative, which allows seeking backwards. It is erroneous to seek to a negative position in the view.

`MPI_FILE_GET_POSITION(fh, offset)`

IN	fh	file handle (handle)
OUT	offset	offset of individual pointer (integer)

```

MPI_FILE_IREAD(fh, buf, count, datatype, request)
  INOUT  fh          file handle (handle)
  OUT    buf         initial address of buffer (choice)
  IN     count       number of elements in buffer (integer)
  IN     datatype    datatype of each buffer element (handle)
  OUT    request     request object (handle)

```

```

int MPI_File_iread(MPI_File fh, void *buf, int count,
                  MPI_Datatype datatype, MPI_Request *request)

```

```

MPI_FILE_IREAD(FH, BUF, COUNT, DATATYPE, REQUEST, IERROR)
  <type> BUF(*)
  INTEGER FH, COUNT, DATATYPE, REQUEST, IERROR

```

```

MPI::Request MPI::File::Iread(void* buf, int count,
                              const MPI::Datatype& datatype)

```

MPI_FILE_IREAD is a nonblocking version of the MPI_FILE_READ interface.

Example 13.3 The following Fortran code fragment illustrates file pointer update semantics:

```

! Read the first twenty real words in a file into two local
! buffers. Note that when the first MPI_FILE_IREAD returns,
! the file pointer has been updated to point to the
! eleventh real word in the file.

integer bufsize, req1, req2
integer, dimension(MPI_STATUS_SIZE) :: status1, status2
parameter (bufsize=10)
real buf1(bufsize), buf2(bufsize)

call MPI_FILE_OPEN( MPI_COMM_WORLD, 'myoldfile', &
                  MPI_MODE_RDONLY, MPI_INFO_NULL, myfh, ierr )
call MPI_FILE_SET_VIEW( myfh, 0, MPI_REAL, MPI_REAL, 'native', &
                      MPI_INFO_NULL, ierr )
call MPI_FILE_IREAD( myfh, buf1, bufsize, MPI_REAL, &
                  req1, ierr )
call MPI_FILE_IREAD( myfh, buf2, bufsize, MPI_REAL, &
                  req2, ierr )

call MPI_WAIT( req1, status1, ierr )
call MPI_WAIT( req2, status2, ierr )

call MPI_FILE_CLOSE( myfh, ierr )

```

5.11.3 Example using MPI_SCAN

The example in this section uses an intracommunicator.

Example 5.22 This example uses a user-defined operation to produce a *segmented scan*. A segmented scan takes, as input, a set of values and a set of logicals, and the logicals delineate the various segments of the scan. For example:

<i>values</i>	v_1	v_2	v_3	v_4	v_5	v_6	v_7	v_8
<i>logicals</i>	0	0	1	1	1	0	0	1
<i>result</i>	v_1	$v_1 + v_2$	v_3	$v_3 + v_4$	$v_3 + v_4 + v_5$	v_6	$v_6 + v_7$	v_8

The operator that produces this effect is,

$$\begin{pmatrix} u \\ i \end{pmatrix} \circ \begin{pmatrix} v \\ j \end{pmatrix} = \begin{pmatrix} w \\ j \end{pmatrix},$$

where,

$$w = \begin{cases} u + v & \text{if } i = j \\ v & \text{if } i \neq j \end{cases}.$$

Note that this is a non-commutative operator. C code that implements it is given below.

```

typedef struct {
  double val;
  int log;
} SegScanPair;

/* the user-defined function
*/
void segScan( SegScanPair *in, SegScanPair *inout, int *len,
             MPI_Datatype *dptr )
{
  int i;
  SegScanPair c;

  for (i=0; i< *len; ++i) {
    if ( in->log == inout->log )
      c.val = in->val + inout->val;
    else
      c.val = inout->val;
    c.log = inout->log;
    *inout = c;
    in++; inout++;
  }
}

```

Note that the *inout* argument to the user-defined function corresponds to the right-hand operand of the operator. When using this operator, we must be careful to specify that it is non-commutative, as in the following.

```

int i,base;
SeqScanPair a, answer;
MPI_Op myOp;
MPI_Datatype type[2] = {MPI_DOUBLE, MPI_INT};
MPI_Aint disp[2];
int blocklen[2] = { 1, 1};
MPI_Datatype sspair;

/* explain to MPI how type SegScanPair is defined
*/
MPI_Address( a, disp);
MPI_Address( a.log, disp+1);
base = disp[0];
for (i=0; i<2; ++i) disp[i] -= base;
MPI_Type_struct( 2, blocklen, disp, type, &sspair );
MPI_Type_commit( &sspair );
/* create the segmented-scan user-op
*/
MPI_Op_create( segScan, 0, &myOp );
...
MPI_Scan( a, answer, 1, sspair, myOp, comm );

```

5.12 Correctness

A correct, portable program must invoke collective communications so that deadlock will not occur, whether collective communications are synchronizing or not. The following examples illustrate dangerous use of collective routines on intracommunicators.

Example 5.23 The following is erroneous.

```

switch(rank) {
  case 0:
    MPI_Bcast(buf1, count, type, 0, comm);
    MPI_Bcast(buf2, count, type, 1, comm);
    break;
  case 1:
    MPI_Bcast(buf2, count, type, 1, comm);
    MPI_Bcast(buf1, count, type, 0, comm);
    break;
}

```

We assume that the group of `comm` is `{0,1}`. Two processes execute two broadcast operations in reverse order. If the operation is synchronizing then a deadlock will occur.

Collective operations must be executed in the same order at all members of the communication group.

Example 5.24 The following is erroneous.

```

1 MPI_FILE_WRITE(fh, buf, count, datatype, status)
2
3   INOUT fh file handle (handle)
4   IN buf initial address of buffer (choice)
5   IN count number of elements in buffer (integer)
6   IN datatype datatype of each buffer element (handle)
7   OUT status status object (Status)
8
9
10 int MPI_File_write(MPI_File fh, void *buf, int count,
11 MPI_Datatype datatype, MPI_Status *status)
12
13 MPI_FILE_WRITE(FH, BUF, COUNT, DATATYPE, STATUS, IERROR)
14 <type> BUF(*)
15 INTEGER FH, COUNT, DATATYPE, STATUS(MPI_STATUS_SIZE), IERROR
16
17 void MPI::File::Write(const void* buf, int count,
18 const MPI::Datatype& datatype, MPI::Status& status)
19
20 void MPI::File::Write(const void* buf, int count,
21 const MPI::Datatype& datatype)
22
23 MPI_FILE_WRITE writes a file using the individual file pointer.
24
25 MPI_FILE_WRITE_ALL(fh, buf, count, datatype, status)
26
27   INOUT fh file handle (handle)
28   IN buf initial address of buffer (choice)
29   IN count number of elements in buffer (integer)
30   IN datatype datatype of each buffer element (handle)
31   OUT status status object (Status)
32
33
34 int MPI_File_write_all(MPI_File fh, void *buf, int count,
35 MPI_Datatype datatype, MPI_Status *status)
36
37 MPI_FILE_WRITE_ALL(FH, BUF, COUNT, DATATYPE, STATUS, IERROR)
38 <type> BUF(*)
39 INTEGER FH, COUNT, DATATYPE, STATUS(MPI_STATUS_SIZE), IERROR
40
41 void MPI::File::Write_all(const void* buf, int count,
42 const MPI::Datatype& datatype, MPI::Status& status)
43
44 void MPI::File::Write_all(const void* buf, int count,
45 const MPI::Datatype& datatype)
46
47 MPI_FILE_WRITE_ALL is a collective version of the blocking MPI_FILE_WRITE inter-
48 face.

```

```

integer  bufsize, numread, totprocessed, status(MPI_STATUS_SIZE)
parameter (bufsize=100)
real    localbuffer(bufsize)

call MPI_FILE_OPEN( MPI_COMM_WORLD, 'myoldfile', &
                    MPI_MODE_RDONLY, MPI_INFO_NULL, myfh, ierr )
call MPI_FILE_SET_VIEW( myfh, 0, MPI_REAL, MPI_REAL, 'native', &
                        MPI_INFO_NULL, ierr )

totprocessed = 0
do
  call MPI_FILE_READ( myfh, localbuffer, bufsize, MPI_REAL, &
                     status, ierr )
  call MPI_GET_COUNT( status, MPI_REAL, numread, ierr )
  call process_input( localbuffer, numread )
  totprocessed = totprocessed + numread
  if ( numread < bufsize ) exit
enddo

write(6,1001) numread, bufsize, totprocessed
1001 format( "No more data:  read", I3, "and expected", I3, &
           "Processed total of", I6, "before terminating job." )

call MPI_FILE_CLOSE( myfh, ierr )

```

MPI_FILE_READ_ALL(fh, buf, count, datatype, status)

INOUT	fh	file handle (handle)
OUT	buf	initial address of buffer (choice)
IN	count	number of elements in buffer (integer)
IN	datatype	datatype of each buffer element (handle)
OUT	status	status object (Status)

```

int MPI_File_read_all(MPI_File fh, void *buf, int count,
                     MPI_Datatype datatype, MPI_Status *status)

```

```

MPI_FILE_READ_ALL(FH, BUF, COUNT, DATATYPE, STATUS, IERROR)
<type> BUF(*)
INTEGER FH, COUNT, DATATYPE, STATUS(MPI_STATUS_SIZE), IERROR

```

```

void MPI::File::Read_all(void* buf, int count,
                        const MPI::Datatype& datatype, MPI::Status& status)

```

```

void MPI::File::Read_all(void* buf, int count,
                        const MPI::Datatype& datatype)

```

MPI_FILE_READ_ALL is a collective version of the blocking MPI_FILE_READ interface.

```

switch(rank) {
case 0:
  MPI_Bcast(buf1, count, type, 0, comm0);
  MPI_Bcast(buf2, count, type, 2, comm2);
  break;
case 1:
  MPI_Bcast(buf1, count, type, 1, comm1);
  MPI_Bcast(buf2, count, type, 0, comm0);
  break;
case 2:
  MPI_Bcast(buf1, count, type, 2, comm2);
  MPI_Bcast(buf2, count, type, 1, comm1);
  break;
}

```

Assume that the group of comm0 is {0,1}, of comm1 is {1, 2} and of comm2 is {2,0}. If the broadcast is a synchronizing operation, then there is a cyclic dependency: the broadcast in comm2 completes only after the broadcast in comm0; the broadcast in comm0 completes only after the broadcast in comm1; and the broadcast in comm1 completes only after the broadcast in comm2. Thus, the code will deadlock.

Collective operations must be executed in an order so that no cyclic dependences occur.

Example 5.25 The following is erroneous.

```

switch(rank) {
case 0:
  MPI_Bcast(buf1, count, type, 0, comm);
  MPI_Send(buf2, count, type, 1, tag, comm);
  break;
case 1:
  MPI_Recv(buf2, count, type, 0, tag, comm, status);
  MPI_Bcast(buf1, count, type, 0, comm);
  break;
}

```

Process zero executes a broadcast, followed by a blocking send operation. Process one first executes a blocking receive that matches the send, followed by broadcast call that matches the broadcast of process zero. This program may deadlock. The broadcast call on process zero *may* block until process one executes the matching broadcast call, so that the send is not executed. Process one will definitely block on the receive and so, in this case, never executes the broadcast.

The relative order of execution of collective operations and point-to-point operations should be such, so that even if the collective operations and the point-to-point operations are synchronizing, no deadlock will occur.

Example 5.26 An unsafe, non-deterministic program.

```

switch(rank) {
case 0:

```

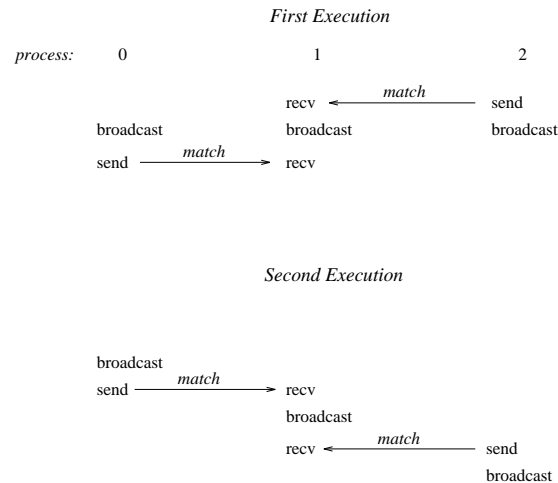


Figure 5.12: A race condition causes non-deterministic matching of sends and receives. One cannot rely on synchronization from a broadcast to make the program deterministic.

```

MPI_Bcast(buf1, count, type, 0, comm);
MPI_Send(buf2, count, type, 1, tag, comm);
break;
case 1:
  MPI_Recv(buf2, count, type, MPI_ANY_SOURCE, tag, comm, status);
  MPI_Bcast(buf1, count, type, 0, comm);
  MPI_Recv(buf2, count, type, MPI_ANY_SOURCE, tag, comm, status);
  break;
case 2:
  MPI_Send(buf2, count, type, 1, tag, comm);
  MPI_Bcast(buf1, count, type, 0, comm);
  break;
}

```

All three processes participate in a broadcast. Process 0 sends a message to process 1 after the broadcast, and process 2 sends a message to process 1 before the broadcast. Process 1 receives before and after the broadcast, with a wildcard source argument.

Two possible executions of this program, with different matchings of sends and receives, are illustrated in Figure 5.12. Note that the second execution has the peculiar effect that a send executed after the broadcast is received at another node before the broadcast. This example illustrates the fact that one should not rely on collective communication functions to have particular synchronization effects. A program that works correctly only when the first execution occurs (only when broadcast is synchronizing) is erroneous.

Finally, in multithreaded implementations, one can have more than one, concurrently executing, collective communication call at a process. In these situations, it is the user's re-

MPI_FILE_IWRITE_AT is a nonblocking version of the MPI_FILE_WRITE_AT interface.

13.4.3 Data Access with Individual File Pointers

MPI maintains one individual file pointer per process per file handle. The current value of this pointer implicitly specifies the offset in the data access routines described in this section. These routines only use and update the individual file pointers maintained by MPI. The shared file pointer is not used nor updated.

The individual file pointer routines have the same semantics as the data access with explicit offset routines described in Section 13.4.2, page 390, with the following modification:

- the offset is defined to be the current value of the MPI-maintained individual file pointer.

After an individual file pointer operation is initiated, the individual file pointer is updated to point to the next etype after the last one that will be accessed. The file pointer is updated relative to the current view of the file.

If MPI_MODE_SEQUENTIAL mode was specified when the file was opened, it is erroneous to call the routines in this section, with the exception of MPI_FILE_GET_BYTE_OFFSET.

MPI_FILE_READ(fh, buf, count, datatype, status)

INOUT	fh	file handle (handle)
OUT	buf	initial address of buffer (choice)
IN	count	number of elements in buffer (integer)
IN	datatype	datatype of each buffer element (handle)
OUT	status	status object (Status)

```
int MPI_File_read(MPI_File fh, void *buf, int count, MPI_Datatype datatype,
MPI_Status *status)
```

```
MPI_FILE_READ(FH, BUF, COUNT, DATATYPE, STATUS, IERROR)
<type> BUF(*)
INTEGER FH, COUNT, DATATYPE, STATUS(MPI_STATUS_SIZE), IERROR
```

```
void MPI::File::Read(void* buf, int count, const MPI::Datatype& datatype,
MPI::Status& status)
```

```
void MPI::File::Read(void* buf, int count, const MPI::Datatype& datatype)
```

MPI_FILE_READ reads a file using the individual file pointer.

Example 13.2 The following Fortran code fragment is an example of reading a file until the end of file is reached:

```
! Read a preexisting input file until all data has been read.
! Call routine "process_input" if all requested data is read.
! The Fortran 90 "exit" statement exits the loop.
```



```

void MPI::File::Write_at_all(MPI::Offset offset, const void* buf,
    int count, const MPI::Datatype& datatype)
    MPI_FILE_WRITE_AT_ALL is a collective version of the blocking
    MPI_FILE_WRITE_AT interface.

MPI_FILE_IREAD_AT(fh, offset, buf, count, datatype, request)
    IN    fh                file handle (handle)
    IN    offset            file offset (integer)
    OUT   buf               initial address of buffer (choice)
    IN    count            number of elements in buffer (integer)
    IN    datatype         datatype of each buffer element (handle)
    OUT   request          request object (handle)

int MPI_File_iread_at(MPI_File fh, MPI_Offset offset, void *buf, int count,
    MPI_Datatype datatype, MPI_Request *request)
MPI_FILE_IREAD_AT(FH, OFFSET, BUF, COUNT, DATATYPE, REQUEST, IERROR)
    <type> BUF(*)
    INTEGER FH, COUNT, DATATYPE, REQUEST, IERROR
    INTEGER(KIND=MPI_OFFSET_KIND) OFFSET

MPI::Request MPI::File::Iread_at(MPI::Offset offset, void* buf, int count,
    const MPI::Datatype& datatype)
    MPI_FILE_IREAD_AT is a nonblocking version of the MPI_FILE_READ_AT interface.

MPI_FILE_IWRITE_AT(fh, offset, buf, count, datatype, request)
    INOUT fh                file handle (handle)
    IN    offset            file offset (integer)
    IN    buf               initial address of buffer (choice)
    IN    count            number of elements in buffer (integer)
    IN    datatype         datatype of each buffer element (handle)
    OUT   request          request object (handle)

int MPI_File_ fwrite_at(MPI_File fh, MPI_Offset offset, void *buf,
    int count, MPI_Datatype datatype, MPI_Request *request)
MPI_FILE_IWRITE_AT(FH, OFFSET, BUF, COUNT, DATATYPE, REQUEST, IERROR)
    <type> BUF(*)
    INTEGER FH, COUNT, DATATYPE, REQUEST, IERROR
    INTEGER(KIND=MPI_OFFSET_KIND) OFFSET

MPI::Request MPI::File::Iwrite_at(MPI::Offset offset, const void* buf,
    int count, const MPI::Datatype& datatype)

```

sponsibility to ensure that the same communicator is not used concurrently by two different collective communication calls at the same process.

Advice to implementors. Assume that broadcast is implemented using point-to-point MPI communication. Suppose the following two rules are followed.

1. All receives specify their source explicitly (no wildcards).
2. Each process sends all messages that pertain to one collective call before sending any message that pertain to a subsequent collective call.

Then, messages belonging to successive broadcasts cannot be confused, as the order of point-to-point messages is preserved.

It is the implementor's responsibility to ensure that point-to-point messages are not confused with collective messages. One way to accomplish this is, whenever a communicator is created, to also create a "hidden communicator" for collective communication. One could achieve a similar effect more cheaply, for example, by using a hidden tag or context bit to indicate whether the communicator is used for point-to-point or collective communication. (*End of advice to implementors.*)

Chapter 6

Groups, Contexts, Communicators, and Caching

6.1 Introduction

This chapter introduces MPI features that support the development of parallel libraries. Parallel libraries are needed to encapsulate the distracting complications inherent in parallel implementations of key algorithms. They help to ensure consistent correctness of such procedures, and provide a “higher level” of portability than MPI itself can provide. As such, libraries prevent each programmer from repeating the work of defining consistent data structures, data layouts, and methods that implement key algorithms (such as matrix operations). Since the best libraries come with several variations on parallel systems (different data layouts, different strategies depending on the size of the system or problem, or type of floating point), this too needs to be hidden from the user.

We refer the reader to [42] and [3] for further information on writing libraries in MPI, using the features described in this chapter.

6.1.1 Features Needed to Support Libraries

The key features needed to support the creation of robust parallel libraries are as follows:

- Safe communication space, that guarantees that libraries can communicate as they need to, without conflicting with communication extraneous to the library,
- Group scope for collective operations, that allow libraries to avoid unnecessarily synchronizing uninvolved processes (potentially running unrelated code),
- Abstract process naming to allow libraries to describe their communication in terms suitable to their own data structures and algorithms,
- The ability to “adorn” a set of communicating processes with additional user-defined attributes, such as extra collective operations. This mechanism should provide a means for the user or library writer effectively to extend a message-passing notation.

In addition, a unified mechanism or object is needed for conveniently denoting communication context, the group of communicating processes, to house abstract process naming, and to store adornments.

MPI_FILE_READ_AT_ALL is a collective version of the blocking MPI_FILE_READ_AT interface.

MPI_FILE_WRITE_AT(fh, offset, buf, count, datatype, status)

INOUT	fh	file handle (handle)
IN	offset	file offset (integer)
IN	buf	initial address of buffer (choice)
IN	count	number of elements in buffer (integer)
IN	datatype	datatype of each buffer element (handle)
OUT	status	status object (Status)

```
int MPI_File_write_at(MPI_File fh, MPI_Offset offset, void *buf, int count,
                    MPI_Datatype datatype, MPI_Status *status)
```

```
MPI_FILE_WRITE_AT(FH, OFFSET, BUF, COUNT, DATATYPE, STATUS, IERROR)
<type> BUF(*)
INTEGER FH, COUNT, DATATYPE, STATUS(MPI_STATUS_SIZE), IERROR
INTEGER(KIND=MPI_OFFSET_KIND) OFFSET
```

```
void MPI::File::Write_at(MPI::Offset offset, const void* buf, int count,
                        const MPI::Datatype& datatype, MPI::Status& status)
```

```
void MPI::File::Write_at(MPI::Offset offset, const void* buf, int count,
                        const MPI::Datatype& datatype)
```

MPI_FILE_WRITE_AT writes a file beginning at the position specified by offset.

MPI_FILE_WRITE_AT_ALL(fh, offset, buf, count, datatype, status)

INOUT	fh	file handle (handle)
IN	offset	file offset (integer)
IN	buf	initial address of buffer (choice)
IN	count	number of elements in buffer (integer)
IN	datatype	datatype of each buffer element (handle)
OUT	status	status object (Status)

```
int MPI_File_write_at_all(MPI_File fh, MPI_Offset offset, void *buf,
                        int count, MPI_Datatype datatype, MPI_Status *status)
```

```
MPI_FILE_WRITE_AT_ALL(FH, OFFSET, BUF, COUNT, DATATYPE, STATUS, IERROR)
<type> BUF(*)
INTEGER FH, COUNT, DATATYPE, STATUS(MPI_STATUS_SIZE), IERROR
INTEGER(KIND=MPI_OFFSET_KIND) OFFSET
```

```
void MPI::File::Write_at_all(MPI::Offset offset, const void* buf,
                            int count, const MPI::Datatype& datatype, MPI::Status& status)
```

```

MPI_FILE_READ_AT(fh, offset, buf, count, datatype, status)
    IN    fh                file handle (handle)
    IN    offset            file offset (integer)
    OUT   buf              initial address of buffer (choice)
    IN    count            number of elements in buffer (integer)
    IN    datatype         datatype of each buffer element (handle)
    OUT   status           status object (Status)

int MPI_File_read_at(MPI_File fh, MPI_Offset offset, void *buf, int count,
                    MPI_Datatype datatype, MPI_Status *status)

MPI_FILE_READ_AT(FH, OFFSET, BUF, COUNT, DATATYPE, STATUS, IERROR)
<type> BUF(*)
    INTEGER FH, COUNT, DATATYPE, STATUS(MPI_STATUS_SIZE), IERROR
    INTEGER(KIND=MPI_OFFSET_KIND) OFFSET

void MPI::File::Read_at(MPI::Offset offset, void* buf, int count,
                      const MPI::Datatype& datatype, MPI::Status& status)

void MPI::File::Read_at(MPI::Offset offset, void* buf, int count,
                      const MPI::Datatype& datatype)

    MPI_FILE_READ_AT reads a file beginning at the position specified by offset.

MPI_FILE_READ_AT_ALL(fh, offset, buf, count, datatype, status)
    IN    fh                file handle (handle)
    IN    offset            file offset (integer)
    OUT   buf              initial address of buffer (choice)
    IN    count            number of elements in buffer (integer)
    IN    datatype         datatype of each buffer element (handle)
    OUT   status           status object (Status)

int MPI_File_read_at_all(MPI_File fh, MPI_Offset offset, void *buf,
                       int count, MPI_Datatype datatype, MPI_Status *status)

MPI_FILE_READ_AT_ALL(FH, OFFSET, BUF, COUNT, DATATYPE, STATUS, IERROR)
<type> BUF(*)
    INTEGER FH, COUNT, DATATYPE, STATUS(MPI_STATUS_SIZE), IERROR
    INTEGER(KIND=MPI_OFFSET_KIND) OFFSET

void MPI::File::Read_at_all(MPI::Offset offset, void* buf, int count,
                          const MPI::Datatype& datatype, MPI::Status& status)

void MPI::File::Read_at_all(MPI::Offset offset, void* buf, int count,
                          const MPI::Datatype& datatype)

```

6.1.2 MPI's Support for Libraries

The corresponding concepts that MPI provides, specifically to support robust libraries, are as follows:

- **Contexts** of communication,
- **Groups** of processes,
- **Virtual topologies**,
- **Attribute caching**,
- **Communicators**.

Communicators (see [19, 40, 45]) encapsulate all of these ideas in order to provide the appropriate scope for all communication operations in MPI. Communicators are divided into two kinds: intra-communicators for operations within a single group of processes and inter-communicators for operations between two groups of processes.

Caching. Communicators (see below) provide a “caching” mechanism that allows one to associate new attributes with communicators, on a par with MPI built-in features. This can be used by advanced users to adorn communicators further, and by MPI to implement some communicator functions. For example, the virtual-topology functions described in Chapter 7 are likely to be supported this way.

Groups. Groups define an ordered collection of processes, each with a rank, and it is this group that defines the low-level names for inter-process communication (ranks are used for sending and receiving). Thus, groups define a scope for process names in point-to-point communication. In addition, groups define the scope of collective operations. Groups may be manipulated separately from communicators in MPI, but only communicators can be used in communication operations.

Intra-communicators. The most commonly used means for message passing in MPI is via intra-communicators. Intra-communicators contain an instance of a group, contexts of communication for both point-to-point and collective communication, and the ability to include virtual topology and other attributes. These features work as follows:

- **Contexts** provide the ability to have separate safe “universes” of message-passing in MPI. A context is akin to an additional tag that differentiates messages. The system manages this differentiation process. The use of separate communication contexts by distinct libraries (or distinct library invocations) insulates communication internal to the library execution from external communication. This allows the invocation of the library even if there are pending communications on “other” communicators, and avoids the need to synchronize entry or exit into library code. Pending point-to-point communications are also guaranteed not to interfere with collective communications within a single communicator.
- **Groups** define the participants in the communication (see above) of a communicator.

- A **virtual topology** defines a special mapping of the ranks in a group to and from a topology. Special constructors for communicators are defined in Chapter 7 to provide this feature. Intra-communicators as described in this chapter do not have topologies.
- **Attributes** define the local information that the user or library has added to a communicator for later reference.

Advice to users. The practice in many communication libraries is that there is a unique, predefined communication universe that includes all processes available when the parallel program is initiated; the processes are assigned consecutive ranks. Participants in a point-to-point communication are identified by their rank; a collective communication (such as broadcast) always involves all processes. This practice can be followed in MPI by using the predefined communicator `MPI_COMM_WORLD`. *Users who are satisfied with this practice can plug in `MPI_COMM_WORLD` wherever a communicator argument is required, and can consequently disregard the rest of this chapter. (End of advice to users.)*

Inter-communicators. The discussion has dealt so far with **intra-communication**: communication within a group. MPI also supports **inter-communication**: communication between two non-overlapping groups. When an application is built by composing several parallel modules, it is convenient to allow one module to communicate with another using local ranks for addressing within the second module. This is especially convenient in a client-server computing paradigm, where either client or server are parallel. The support of inter-communication also provides a mechanism for the extension of MPI to a dynamic model where not all processes are preallocated at initialization time. In such a situation, it becomes necessary to support communication across “universes.” Inter-communication is supported by objects called **inter-communicators**. These objects bind two groups together with communication contexts shared by both groups. For inter-communicators, these features work as follows:

- **Contexts** provide the ability to have a separate safe “universe” of message-passing between the two groups. A send in the local group is always a receive in the remote group, and vice versa. The system manages this differentiation process. The use of separate communication contexts by distinct libraries (or distinct library invocations) insulates communication internal to the library execution from external communication. This allows the invocation of the library even if there are pending communications on “other” communicators, and avoids the need to synchronize entry or exit into library code.
- A local and remote group specify the recipients and destinations for an inter-communicator.
- Virtual topology is undefined for an inter-communicator.
- As before, attributes cache defines the local information that the user or library has added to a communicator for later reference.

MPI provides mechanisms for creating and manipulating inter-communicators. They are used for point-to-point and collective communication in an related manner to intra-communicators. Users who do not need inter-communication in their applications can safely

(negative values are erroneous). The file pointer routines use implicit offsets maintained by MPI.

A data access routine attempts to transfer (read or write) count data items of type `datatype` between the user’s buffer `buf` and the file. The `datatype` passed to the routine must be a committed datatype. The layout of data in memory corresponding to `buf`, `count`, `datatype` is interpreted the same way as in MPI communication functions; see Section 3.2.2 on page 27 and Section 4.1.11 on page 101. The data is accessed from those parts of the file specified by the current view (Section 13.3, page 385). The type signature of `datatype` must match the type signature of some number of contiguous copies of the `etype` of the current view. As in a receive, it is erroneous to specify a `datatype` for reading that contains overlapping regions (areas of memory which would be stored into more than once).

The nonblocking data access routines indicate that MPI can start a data access and associate a request handle, `request`, with the I/O operation. Nonblocking operations are completed via `MPI_TEST`, `MPI_WAIT`, or any of their variants.

Data access operations, when completed, return the amount of data accessed in `status`.

Advice to users. To prevent problems with the argument copying and register optimization done by Fortran compilers, please note the hints in subsections “Problems Due to Data Copying and Sequence Association,” and “A Problem with Register Optimization” in Section 16.2.2, pages 463 and 466. *(End of advice to users.)*

For blocking routines, `status` is returned directly. For nonblocking routines and split collective routines, `status` is returned when the operation is completed. The number of `datatype` entries and predefined elements accessed by the calling process can be extracted from `status` by using `MPI_GET_COUNT` and `MPI_GET_ELEMENTS`, respectively. The interpretation of the `MPI_ERROR` field is the same as for other operations — normally undefined, but meaningful if an MPI routine returns `MPI_ERR_IN_STATUS`. The user can pass (in C and Fortran) `MPI_STATUS_IGNORE` in the `status` argument if the return value of this argument is not needed. In C++, the `status` argument is optional. The `status` can be passed to `MPI_TEST_CANCELLED` to determine if the operation was cancelled. All other fields of `status` are undefined.

When reading, a program can detect the end of file by noting that the amount of data read is less than the amount requested. Writing past the end of file increases the file size. The amount of data accessed will be the amount requested, unless an error is raised (or a read reaches the end of file).

13.4.2 Data Access with Explicit Offsets

If `MPI_MODE_SEQUENTIAL` mode was specified when the file was opened, it is erroneous to call the routines in this section.

split collective operation, the pointer is updated by the call that initiates the I/O, possibly before the access completes.

More formally,

$$new_file_offset = old_file_offset + \frac{elements(datatype)}{elements(etype)} \times count$$

where *count* is the number of *datatype* items to be accessed, *elements(X)* is the number of predefined datatypes in the typemap of *X*, and *old_file_offset* is the value of the implicit offset before the call. The file position, *new_file_offset*, is in terms of a count of etypes relative to the current view.

Synchronism

MPI supports blocking and nonblocking I/O routines.

A *blocking* I/O call will not return until the I/O request is completed.

A *nonblocking* I/O call initiates an I/O operation, but does not wait for it to complete. Given suitable hardware, this allows the transfer of data out/in the user's buffer to proceed concurrently with computation. A separate *request complete* call (MPI_WAIT, MPI_TEST, or any of their variants) is needed to complete the I/O request, i.e., to confirm that the data has been read or written and that it is safe for the user to reuse the buffer. The nonblocking versions of the routines are named MPI_FILE_IXXX, where the I stands for immediate.

It is erroneous to access the local buffer of a nonblocking data access operation, or to use that buffer as the source or target of other communications, between the initiation and completion of the operation.

The split collective routines support a restricted form of “nonblocking” operations for collective data access (see Section 13.4.5, page 404).

Coordination

Every noncollective data access routine MPI_FILE_XXX has a collective counterpart. For most routines, this counterpart is MPI_FILE_XXX_ALL or a pair of MPI_FILE_XXX_BEGIN and MPI_FILE_XXX_END. The counterparts to the MPI_FILE_XXX_SHARED routines are MPI_FILE_XXX_ORDERED.

The completion of a noncollective call only depends on the activity of the calling process. However, the completion of a collective call (which must be called by all members of the process group) may depend on the activity of the other processes participating in the collective call. See Section 13.6.4, page 423, for rules on semantics of collective calls.

Collective operations may perform much better than their noncollective counterparts, as global data accesses have significant potential for automatic optimization.

Data Access Conventions

Data is moved between files and processes by calling read and write routines. Read routines move data from a file into memory. Write routines move data from memory into a file. The file is designated by a file handle, *fh*. The location of the file data is specified by an offset into the current view. The data in memory is specified by a triple: *buf*, *count*, and *datatype*. Upon completion, the amount of data accessed by the calling process is returned in a *status*.

An offset designates the starting position in the file for an access. The offset is always in etype units relative to the current view. Explicit offset routines pass *offset* as an argument

ignore this extension. Users who require inter-communication between overlapping groups must layer this capability on top of MPI.

6.2 Basic Concepts

In this section, we turn to a more formal definition of the concepts introduced above.

6.2.1 Groups

A **group** is an ordered set of process identifiers (henceforth processes); processes are implementation-dependent objects. Each process in a group is associated with an integer **rank**. Ranks are contiguous and start from zero. Groups are represented by opaque **group objects**, and hence cannot be directly transferred from one process to another. A group is used within a communicator to describe the participants in a communication “universe” and to rank such participants (thus giving them unique names within that “universe” of communication).

There is a special pre-defined group: MPI_GROUP_EMPTY, which is a group with no members. The predefined constant MPI_GROUP_NULL is the value used for invalid group handles.

Advice to users. MPI_GROUP_EMPTY, which is a valid handle to an empty group, should not be confused with MPI_GROUP_NULL, which in turn is an invalid handle. The former may be used as an argument to group operations; the latter, which is returned when a group is freed, is not a valid argument. (*End of advice to users.*)

Advice to implementors. A group may be represented by a virtual-to-real process-address-translation table. Each communicator object (see below) would have a pointer to such a table.

Simple implementations of MPI will enumerate groups, such as in a table. However, more advanced data structures make sense in order to improve scalability and memory usage with large numbers of processes. Such implementations are possible with MPI. (*End of advice to implementors.*)

6.2.2 Contexts

A **context** is a property of communicators (defined next) that allows partitioning of the communication space. A message sent in one context cannot be received in another context. Furthermore, where permitted, collective operations are independent of pending point-to-point operations. Contexts are not explicit MPI objects; they appear only as part of the realization of communicators (below).

Advice to implementors. Distinct communicators in the same process have distinct contexts. A context is essentially a system-managed tag (or tags) needed to make a communicator safe for point-to-point and MPI-defined collective communication. Safety means that collective and point-to-point communication within one communicator do not interfere, and that communication over distinct communicators don't interfere.

A possible implementation for a context is as a supplemental tag attached to messages on send and matched on receive. Each intra-communicator stores the value of its two tags (one for point-to-point and one for collective communication). Communicator-generating functions use a collective communication to agree on a new group-wide unique context.

Analogously, in inter-communication, two context tags are stored per communicator, one used by group A to send and group B to receive, and a second used by group B to send and for group A to receive.

Since contexts are not explicit objects, other implementations are also possible. (*End of advice to implementors.*)

6.2.3 Intra-Communicators

Intra-communicators bring together the concepts of group and context. To support implementation-specific optimizations, and application topologies (defined in the next chapter, Chapter 7), communicators may also “cache” additional information (see Section 6.7). MPI communication operations reference communicators to determine the scope and the “communication universe” in which a point-to-point or collective operation is to operate.

Each communicator contains a group of valid participants; this group always includes the local process. The source and destination of a message is identified by process rank within that group.

For collective communication, the intra-communicator specifies the set of processes that participate in the collective operation (and their order, when significant). Thus, the communicator restricts the “spatial” scope of communication, and provides machine-independent process addressing through ranks.

Intra-communicators are represented by opaque **intra-communicator objects**, and hence cannot be directly transferred from one process to another.

6.2.4 Predefined Intra-Communicators

An initial intra-communicator `MPI_COMM_WORLD` of all processes the local process can communicate with after initialization (itself included) is defined once `MPI_INIT` or `MPI_INIT_THREAD` has been called. In addition, the communicator `MPI_COMM_SELF` is provided, which includes only the process itself.

The predefined constant `MPI_COMM_NULL` is the value used for invalid communicator handles.

In a static-process-model implementation of MPI, all processes that participate in the computation are available after MPI is initialized. For this case, `MPI_COMM_WORLD` is a communicator of all processes available for the computation; this communicator has the same value in all processes. In an implementation of MPI where processes can dynamically join an MPI execution, it may be the case that a process starts an MPI computation without having access to all other processes. In such situations, `MPI_COMM_WORLD` is a communicator incorporating all processes with which the joining process can immediately communicate. Therefore, `MPI_COMM_WORLD` may simultaneously represent disjoint groups in different processes.

All MPI implementations are required to provide the `MPI_COMM_WORLD` communicator. It cannot be deallocated during the life of a process. The group corresponding to

positioning	synchronism	coordination	
		<i>noncollective</i>	<i>collective</i>
<i>explicit offsets</i>	<i>blocking</i>	<code>MPI_FILE_READ_AT</code> <code>MPI_FILE_WRITE_AT</code>	<code>MPI_FILE_READ_AT_ALL</code> <code>MPI_FILE_WRITE_AT_ALL</code>
	<i>nonblocking & split collective</i>	<code>MPI_FILE_IREAD_AT</code> <code>MPI_FILE_IWRITE_AT</code>	<code>MPI_FILE_READ_AT_ALL_BEGIN</code> <code>MPI_FILE_READ_AT_ALL_END</code> <code>MPI_FILE_WRITE_AT_ALL_BEGIN</code> <code>MPI_FILE_WRITE_AT_ALL_END</code>
<i>individual file pointers</i>	<i>blocking</i>	<code>MPI_FILE_READ</code> <code>MPI_FILE_WRITE</code>	<code>MPI_FILE_READ_ALL</code> <code>MPI_FILE_WRITE_ALL</code>
	<i>nonblocking & split collective</i>	<code>MPI_FILE_IREAD</code> <code>MPI_FILE_IWRITE</code>	<code>MPI_FILE_READ_ALL_BEGIN</code> <code>MPI_FILE_READ_ALL_END</code> <code>MPI_FILE_WRITE_ALL_BEGIN</code> <code>MPI_FILE_WRITE_ALL_END</code>
<i>shared file pointer</i>	<i>blocking</i>	<code>MPI_FILE_READ_SHARED</code> <code>MPI_FILE_WRITE_SHARED</code>	<code>MPI_FILE_READ_ORDERED</code> <code>MPI_FILE_WRITE_ORDERED</code>
	<i>nonblocking & split collective</i>	<code>MPI_FILE_IREAD_SHARED</code> <code>MPI_FILE_IWRITE_SHARED</code>	<code>MPI_FILE_READ_ORDERED_BEGIN</code> <code>MPI_FILE_READ_ORDERED_END</code> <code>MPI_FILE_WRITE_ORDERED_BEGIN</code> <code>MPI_FILE_WRITE_ORDERED_END</code>

Table 13.1: Data access routines

POSIX `read()/pread()` and `write()/fwrite()` are blocking, noncollective operations and use individual file pointers. The MPI equivalents are `MPI_FILE_READ` and `MPI_FILE_WRITE`.

Implementations of data access routines may buffer data to improve performance. This does not affect reads, as the data is always available in the user’s buffer after a read operation completes. For writes, however, the `MPI_FILE_SYNC` routine provides the only guarantee that data has been transferred to the storage device.

Positioning

MPI provides three types of positioning for data access routines: explicit offsets, individual file pointers, and shared file pointers. The different positioning methods may be mixed within the same program and do not affect each other.

The data access routines that accept explicit offsets contain `_AT` in their name (e.g., `MPI_FILE_WRITE_AT`). Explicit offset operations perform data access at the file position given directly as an argument—no file pointer is used nor updated. Note that this is not equivalent to an atomic seek-and-read or seek-and-write operation, as no “seek” is issued. Operations with explicit offsets are described in Section 13.4.2, page 399.

The names of the individual file pointer routines contain no positional qualifier (e.g., `MPI_FILE_WRITE`). Operations with individual file pointers are described in Section 13.4.3, page 394. The data access routines that use shared file pointers contain `_SHARED` or `_ORDERED` in their name (e.g., `MPI_FILE_WRITE_SHARED`). Operations with shared file pointers are described in Section 13.4.4, page 399.

The main semantic issues with MPI-maintained file pointers are how and when they are updated by I/O operations. In general, each I/O operation leaves the file pointer pointing to the next data item after the last one that is accessed by the operation. In a nonblocking or

The `datarep` argument is a string that specifies the representation of data in the file. See the file interoperability section (Section 13.5, page 410) for details and a discussion of valid values.

The user is responsible for ensuring that all nonblocking requests and split collective operations on `fh` have been completed before calling `MPI_FILE_SET_VIEW`—otherwise, the call to `MPI_FILE_SET_VIEW` is erroneous.

`MPI_FILE_GET_VIEW(fh, disp, etype, filetype, datarep)`

IN	<code>fh</code>	file handle (handle)
OUT	<code>disp</code>	displacement (integer)
OUT	<code>etype</code>	elementary datatype (handle)
OUT	<code>filetype</code>	filetype (handle)
OUT	<code>datarep</code>	data representation (string)

```
int MPI_File_get_view(MPI_File fh, MPI_Offset *disp, MPI_Datatype *etype,
                    MPI_Datatype *filetype, char *datarep)
```

```
MPI_FILE_GET_VIEW(FH, DISP, ETYPE, FILETYPE, DATAREP, IERROR)
INTEGER FH, ETYPE, FILETYPE, IERROR
CHARACTER*(*) DATAREP
INTEGER(KIND=MPI_OFFSET_KIND) DISP
```

```
void MPI::File::Get_view(MPI::Offset& disp, MPI::Datatype& etype,
                       MPI::Datatype& filetype, char* datarep) const
```

`MPI_FILE_GET_VIEW` returns the process's view of the data in the file. The current value of the displacement is returned in `disp`. The `etype` and `filetype` are new datatypes with typemaps equal to the typemaps of the current `etype` and `filetype`, respectively.

The data representation is returned in `datarep`. The user is responsible for ensuring that `datarep` is large enough to hold the returned data representation string. The length of a data representation string is limited to the value of `MPI_MAX_DATAREP_STRING`.

In addition, if a portable datatype was used to set the current view, then the corresponding datatype returned by `MPI_FILE_GET_VIEW` is also a portable datatype. If `etype` or `filetype` are derived datatypes, the user is responsible for freeing them. The `etype` and `filetype` returned are both in a committed state.

13.4 Data Access

13.4.1 Data Access Routines

Data is moved between files and processes by issuing read and write calls. There are three orthogonal aspects to data access: positioning (explicit offset *vs.* implicit file pointer), synchronism (blocking *vs.* nonblocking and split collective), and coordination (noncollective *vs.* collective). The following combinations of these data access routines, including two types of file pointers (individual and shared) are provided in Table 13.1.

this communicator does not appear as a pre-defined constant, but it may be accessed using `MPI_COMM_GROUP` (see below). MPI does not specify the correspondence between the process rank in `MPI_COMM_WORLD` and its (machine-dependent) absolute address. Neither does MPI specify the function of the host process, if any. Other implementation-dependent, predefined communicators may also be provided.

6.3 Group Management

This section describes the manipulation of process groups in MPI. These operations are local and their execution does not require interprocess communication.

6.3.1 Group Accessors

`MPI_GROUP_SIZE(group, size)`

IN	<code>group</code>	group (handle)
OUT	<code>size</code>	number of processes in the group (integer)

```
int MPI_Group_size(MPI_Group group, int *size)
```

```
MPI_GROUP_SIZE(GROUP, SIZE, IERROR)
INTEGER GROUP, SIZE, IERROR
```

```
int MPI::Group::Get_size() const
```

`MPI_GROUP_RANK(group, rank)`

IN	<code>group</code>	group (handle)
OUT	<code>rank</code>	rank of the calling process in group, or <code>MPI_UNDEFINED</code> if the process is not a member (integer)

```
int MPI_Group_rank(MPI_Group group, int *rank)
```

```
MPI_GROUP_RANK(GROUP, RANK, IERROR)
INTEGER GROUP, RANK, IERROR
```

```
int MPI::Group::Get_rank() const
```



```

MPI_GROUP_TRANSLATE_RANKS (group1, n, ranks1, group2, ranks2)
  IN    group1          group1 (handle)
  IN    n              number of ranks in ranks1 and ranks2 arrays (integer)
  IN    ranks1         array of zero or more valid ranks in group1
  IN    group2         group2 (handle)
  OUT   ranks2         array of corresponding ranks in group2,
                      MPI_UNDEFINED when no correspondence exists.

```

```

int MPI_Group_translate_ranks (MPI_Group group1, int n, int *ranks1,
                             MPI_Group group2, int *ranks2)

```

```

MPI_GROUP_TRANSLATE_RANKS(GROUP1, N, RANKS1, GROUP2, RANKS2, IERROR)
  INTEGER GROUP1, N, RANKS1(*), GROUP2, RANKS2(*), IERROR

```

```

static void MPI::Group::Translate_ranks (const MPI::Group& group1, int n,
                                         const int ranks1[], const MPI::Group& group2, int ranks2[])

```

This function is important for determining the relative numbering of the same processes in two different groups. For instance, if one knows the ranks of certain processes in the group of `MPI_COMM_WORLD`, one might want to know their ranks in a subset of that group.

`MPI_PROC_NULL` is a valid rank for input to `MPI_GROUP_TRANSLATE_RANKS`, which returns `MPI_PROC_NULL` as the translated rank.

```

MPI_GROUP_COMPARE(group1, group2, result)

```

```

  IN    group1          first group (handle)
  IN    group2          second group (handle)
  OUT   result          result (integer)

```

```

int MPI_Group_compare(MPI_Group group1, MPI_Group group2, int *result)

```

```

MPI_GROUP_COMPARE(GROUP1, GROUP2, RESULT, IERROR)
  INTEGER GROUP1, GROUP2, RESULT, IERROR

```

```

static int MPI::Group::Compare(const MPI::Group& group1,
                              const MPI::Group& group2)

```

`MPI_IDENT` results if the group members and group order is exactly the same in both groups. This happens for instance if `group1` and `group2` are the same handle. `MPI_SIMILAR` results if the group members are the same but the order is different. `MPI_UNEQUAL` results otherwise.

6.3.2 Group Constructors

Group constructors are used to subset and superset existing groups. These constructors construct new groups from existing groups. These are local operations, and distinct groups may be defined on different processes; a process may also define a group that does not include itself. Consistent definitions are required when groups are used as arguments in communicator-building functions. MPI does not provide a mechanism to build a group

Advice to implementors. It is expected that a call to `MPI_FILE_SET_VIEW` will immediately follow `MPI_FILE_OPEN` in numerous instances. A high-quality implementation will ensure that this behavior is efficient. (*End of advice to implementors.*)

The `disp` displacement argument specifies the position (absolute offset in bytes from the beginning of the file) where the view begins.

Advice to users. `disp` can be used to skip headers or when the file includes a sequence of data segments that are to be accessed in different patterns (see Figure 13.3). Separate views, each using a different displacement and filetype, can be used to access each segment.

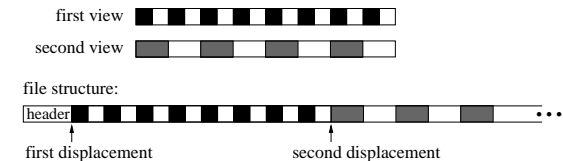


Figure 13.3: Displacements

(*End of advice to users.*)

An *etype* (elementary datatype) is the unit of data access and positioning. It can be any MPI predefined or derived datatype. Derived etypes can be constructed by using any of the MPI datatype constructor routines, provided all resulting typemap displacements are nonnegative and monotonically nondecreasing. Data access is performed in etype units, reading or writing whole data items of type etype. Offsets are expressed as a count of etypes; file pointers point to the beginning of etypes.

Advice to users. In order to ensure interoperability in a heterogeneous environment, additional restrictions must be observed when constructing the etype (see Section 13.5, page 410). (*End of advice to users.*)

A filetype is either a single etype or a derived MPI datatype constructed from multiple instances of the same etype. In addition, the extent of any hole in the filetype must be a multiple of the etype's extent. These displacements are not required to be distinct, but they cannot be negative, and they must be monotonically nondecreasing.

If the file is opened for writing, neither the etype nor the filetype is permitted to contain overlapping regions. This restriction is equivalent to the "datatype used in a receive cannot specify overlapping regions" restriction for communication. Note that filetypes from different processes may still overlap each other.

If filetype has holes in it, then the data in the holes is inaccessible to the calling process. However, the `disp`, `etype` and `filetype` arguments can be changed via future calls to `MPI_FILE_SET_VIEW` to access a different part of the file.

It is erroneous to use absolute addresses in the construction of the etype and filetype.

The `info` argument is used to provide information regarding file access patterns and file system specifics to direct optimization (see Section 13.2.8, page 382). The constant `MPI_INFO_NULL` refers to the null info and can be used when no info needs to be specified.


```

MPI_GROUP_INTERSECTION(group1, group2, newgroup)
    IN    group1                first group (handle)
    IN    group2                second group (handle)
    OUT   newgroup              intersection group (handle)

int MPI_Group_intersection(MPI_Group group1, MPI_Group group2,
    MPI_Group *newgroup)

MPI_GROUP_INTERSECTION(GROUP1, GROUP2, NEWGROUP, IERROR)
    INTEGER GROUP1, GROUP2, NEWGROUP, IERROR

static MPI::Group MPI::Group::Intersect(const MPI::Group& group1,
    const MPI::Group& group2)

MPI_GROUP_DIFFERENCE(group1, group2, newgroup)
    IN    group1                first group (handle)
    IN    group2                second group (handle)
    OUT   newgroup              difference group (handle)

int MPI_Group_difference(MPI_Group group1, MPI_Group group2,
    MPI_Group *newgroup)

MPI_GROUP_DIFFERENCE(GROUP1, GROUP2, NEWGROUP, IERROR)
    INTEGER GROUP1, GROUP2, NEWGROUP, IERROR

static MPI::Group MPI::Group::Difference(const MPI::Group& group1,
    const MPI::Group& group2)

The set-like operations are defined as follows:

union All elements of the first group (group1), followed by all elements of second group
(group2) not in first.

intersect all elements of the first group that are also in the second group, ordered as in
first group.

difference all elements of the first group that are not in the second group, ordered as in
the first group.

Note that for these operations the order of processes in the output group is determined
primarily by order in the first group (if possible) and then, if necessary, by order in the
second group. Neither union nor intersection are commutative, but both are associative.
The new group can be empty, that is, equal to MPI_GROUP_EMPTY.

```

```

1  cb_block_size (integer) [SAME]: This hint specifies the block size to be used for collective
2  buffering file access. Target nodes access data in chunks of this size. The chunks are
3  distributed among target nodes in a round-robin (CYCLIC) pattern.
4
5  cb_buffer_size (integer) [SAME]: This hint specifies the total buffer space that can be used
6  for collective buffering on each target node, usually a multiple of cb_block_size.
7
8  cb_nodes (integer) [SAME]: This hint specifies the number of target nodes to be used for
9  collective buffering.
10
11 chunked (comma separated list of integers) [SAME]: This hint specifies that the file
12 consists of a multidimensional array that is often accessed by subarrays. The value
13 for this hint is a comma separated list of array dimensions, starting from the most
14 significant one (for an array stored in row-major order, as in C, the most significant
15 dimension is the first one; for an array stored in column-major order, as in Fortran, the
16 most significant dimension is the last one, and array dimensions should be reversed).
17
18 chunked_item (comma separated list of integers) [SAME]: This hint specifies the size
19 of each array entry, in bytes.
20
21 chunked_size (comma separated list of integers) [SAME]: This hint specifies the di-
22 mensions of the subarrays. This is a comma separated list of array dimensions, starting
23 from the most significant one.
24
25 filename (string): This hint specifies the file name used when the file was opened. If the
26 implementation is capable of returning the file name of an open file, it will be returned
27 using this key by MPI_FILE_GET_INFO. This key is ignored when passed to
28 MPI_FILE_OPEN, MPI_FILE_SET_VIEW, MPI_FILE_SET_INFO, and
29 MPI_FILE_DELETE.
30
31 file_perm (string) [SAME]: This hint specifies the file permissions to use for file creation.
32 Setting this hint is only useful when passed to MPI_FILE_OPEN with an amode that
33 includes MPI_MODE_CREATE. The set of legal values for this key is implementation
34 dependent.
35
36 io_node_list (comma separated list of strings) [SAME]: This hint specifies the list of
37 I/O devices that should be used to store the file. This hint is most relevant when the
38 file is created.
39
40 nb_proc (integer) [SAME]: This hint specifies the number of parallel processes that will
41 typically be assigned to run programs that access this file. This hint is most relevant
42 when the file is created.
43
44 num_io_nodes (integer) [SAME]: This hint specifies the number of I/O devices in the
45 system. This hint is most relevant when the file is created.
46
47 striping_factor (integer) [SAME]: This hint specifies the number of I/O devices that the
48 file should be striped across, and is relevant only when the file is created.
49
50 striping_unit (integer) [SAME]: This hint specifies the suggested striping unit to be used
51 for this file. The striping unit is the amount of consecutive data assigned to one I/O
52 device before progressing to the next device, when striping across a number of devices.
53 It is expressed in bytes. This hint is relevant only when the file is created.

```

```

MPI_FILE_GET_INFO(fh, info_used)
    IN      fh                file handle (handle)
    OUT     info_used         new info object (handle)

```

```
int MPI_File_get_info(MPI_File fh, MPI_Info *info_used)
```

```

MPI_FILE_GET_INFO(FH, INFO_USED, IERROR)
    INTEGER FH, INFO_USED, IERROR

```

```
MPI::Info MPI::File::Get_info() const
```

MPI_FILE_GET_INFO returns a new info object containing the hints of the file associated with fh. The current setting of all hints actually used by the system related to this open file is returned in info_used. If no such hints exist, a handle to a newly created info object is returned that contains no key/value pair. The user is responsible for freeing info_used via MPI_INFO_FREE.

Advice to users. The info object returned in info_used will contain all hints currently active for this file. This set of hints may be greater or smaller than the set of hints passed in to MPI_FILE_OPEN, MPI_FILE_SET_VIEW, and MPI_FILE_SET_INFO, as the system may not recognize some hints set by the user, and may recognize other hints that the user has not set. (*End of advice to users.*)

Reserved File Hints

Some potentially useful hints (info key values) are outlined below. The following key values are reserved. An implementation is not required to interpret these key values, but if it does interpret the key value, it must provide the functionality described. (For more details on “info,” see Section 9, page 287.)

These hints mainly affect access patterns and the layout of data on parallel I/O devices. For each hint name introduced, we describe the purpose of the hint, and the type of the hint value. The “[SAME]” annotation specifies that the hint values provided by all participating processes must be identical; otherwise the program is erroneous. In addition, some hints are context dependent, and are only used by an implementation at specific times (e.g., file_perm is only useful during file creation).

access_style (comma separated list of strings): This hint specifies the manner in which the file will be accessed until the file is closed or until the access_style key value is altered. The hint value is a comma separated list of the following: read_once, write_once, read_mostly, write_mostly, sequential, reverse_sequential, and random.

collective_buffering (boolean) [SAME]: This hint specifies whether the application may benefit from collective buffering. Collective buffering is an optimization performed on collective accesses. Accesses to the file are performed on behalf of all processes in the group by a number of target nodes. These target nodes coalesce small requests into large disk accesses. Legal values for this key are true and false. Collective buffering parameters are further directed via additional hints: cb_block_size, cb_buffer_size, and cb_nodes.

```

MPI_GROUP_INCL(group, n, ranks, newgroup)
    IN      group            group (handle)
    IN      n                number of elements in array ranks (and size of
                             newgroup) (integer)
    IN      ranks            ranks of processes in group to appear in
                             newgroup (array of integers)
    OUT     newgroup         new group derived from above, in the order defined by
                             ranks (handle)

```

```
int MPI_Group_incl(MPI_Group group, int n, int *ranks, MPI_Group *newgroup)
```

```

MPI_GROUP_INCL(GROUP, N, RANKS, NEWGROUP, IERROR)
    INTEGER GROUP, N, RANKS(*), NEWGROUP, IERROR

```

```
MPI::Group MPI::Group::Incl(int n, const int ranks[]) const
```

The function MPI_GROUP_INCL creates a group newgroup that consists of the n processes in group with ranks rank[0], . . . , rank[n-1]; the process with rank i in newgroup is the process with rank ranks[i] in group. Each of the n elements of ranks must be a valid rank in group and all elements must be distinct, or else the program is erroneous. If n = 0, then newgroup is MPI_GROUP_EMPTY. This function can, for instance, be used to reorder the elements of a group. See also MPI_GROUP_COMPARE.

```
MPI_GROUP_EXCL(group, n, ranks, newgroup)
```

```

    IN      group            group (handle)
    IN      n                number of elements in array ranks (integer)
    IN      ranks            array of integer ranks in group not to appear in
                             newgroup
    OUT     newgroup         new group derived from above, preserving the order
                             defined by group (handle)

```

```
int MPI_Group_excl(MPI_Group group, int n, int *ranks, MPI_Group *newgroup)
```

```

MPI_GROUP_EXCL(GROUP, N, RANKS, NEWGROUP, IERROR)
    INTEGER GROUP, N, RANKS(*), NEWGROUP, IERROR

```

```
MPI::Group MPI::Group::Excl(int n, const int ranks[]) const
```

The function MPI_GROUP_EXCL creates a group of processes newgroup that is obtained by deleting from group those processes with ranks ranks[0] . . . ranks[n-1]. The ordering of processes in newgroup is identical to the ordering in group. Each of the n elements of ranks must be a valid rank in group and all elements must be distinct; otherwise, the program is erroneous. If n = 0, then newgroup is identical to group.

```

MPI_GROUP_RANGE_INCL(group, n, ranges, newgroup)
  IN   group           group (handle)
  IN   n               number of triplets in array ranges (integer)
  IN   ranges          a one-dimensional array of integer triplets, of the form
                      (first rank, last rank, stride) indicating ranks in group
                      of processes to be included in newgroup
  OUT  newgroup        new group derived from above, in the order defined by
                      ranges (handle)

```

```

int MPI_Group_range_incl(MPI_Group group, int n, int ranges[][3],
                        MPI_Group *newgroup)

```

```

MPI_GROUP_RANGE_INCL(GROUP, N, RANGES, NEWGROUP, IERROR)
  INTEGER GROUP, N, RANGES(3,*), NEWGROUP, IERROR

```

```

MPI::Group MPI::Group::Range_incl(int n, const int ranges[][3]) const

```

If `ranges` consist of the triplets

$$(first_1, last_1, stride_1), \dots, (first_n, last_n, stride_n)$$

then `newgroup` consists of the sequence of processes in `group` with ranks

$$first_1, first_1 + stride_1, \dots, first_1 + \left\lfloor \frac{last_1 - first_1}{stride_1} \right\rfloor stride_1, \dots$$

$$first_n, first_n + stride_n, \dots, first_n + \left\lfloor \frac{last_n - first_n}{stride_n} \right\rfloor stride_n.$$

Each computed rank must be a valid rank in `group` and all computed ranks must be distinct, or else the program is erroneous. Note that we may have $first_i > last_i$, and $stride_i$ may be negative, but cannot be zero.

The functionality of this routine is specified to be equivalent to expanding the array of `ranges` to an array of the included ranks and passing the resulting array of ranks and other arguments to `MPI_GROUP_INCL`. A call to `MPI_GROUP_INCL` is equivalent to a call to `MPI_GROUP_RANGE_INCL` with each rank `i` in `ranges` replaced by the triplet `(i, i, 1)` in the argument `ranges`.

```

MPI_GROUP_RANGE_EXCL(group, n, ranges, newgroup)
  IN   group           group (handle)
  IN   n               number of elements in array ranges (integer)
  IN   ranges          a one-dimensional array of integer triplets of the form
                      (first rank, last rank, stride), indicating the ranks in
                      group of processes to be excluded from the output
                      group newgroup.
  OUT  newgroup        new group derived from above, preserving the order
                      in group (handle)

```

This routine could be called successively to decode `amode`, one bit at a time. For example, the following code fragment would check for `MPI_MODE_RDONLY`.

```

CALL BIT_QUERY(MPI_MODE_RDONLY, 30, AMODE, BIT_FOUND)
IF (BIT_FOUND .EQ. 1) THEN
  PRINT *, ' FOUND READ-ONLY BIT IN AMODE=', AMODE
ELSE
  PRINT *, ' READ-ONLY BIT NOT FOUND IN AMODE=', AMODE
END IF

```

13.2.8 File Info

Hints specified via `info` (see Section 9, page 287) allow a user to provide information such as file access patterns and file system specifics to direct optimization. Providing hints may enable an implementation to deliver increased I/O performance or minimize the use of system resources. However, hints do not change the semantics of any of the I/O interfaces. In other words, an implementation is free to ignore all hints. Hints are specified on a per file basis, in `MPI_FILE_OPEN`, `MPI_FILE_DELETE`, `MPI_FILE_SET_VIEW`, and `MPI_FILE_SET_INFO`, via the opaque `info` object. When an `info` object that specifies a subset of valid hints is passed to `MPI_FILE_SET_VIEW` or `MPI_FILE_SET_INFO`, there will be no effect on previously set or defaulted hints that the `info` does not specify.

Advice to implementors. It may happen that a program is coded with hints for one system, and later executes on another system that does not support these hints. In general, unsupported hints should simply be ignored. Needless to say, no hint can be mandatory. However, for each hint used by a specific implementation, a default value must be provided when the user does not specify a value for this hint. (*End of advice to implementors.*)

```

MPI_FILE_SET_INFO(fh, info)
  INOUT fh             file handle (handle)
  IN   info            info object (handle)

```

```

int MPI_File_set_info(MPI_File fh, MPI_Info info)

```

```

MPI_FILE_SET_INFO(FH, INFO, IERROR)
  INTEGER FH, INFO, IERROR

```

```

void MPI::File::Set_info(const MPI::Info& info)

```

`MPI_FILE_SET_INFO` sets new values for the hints of the file associated with `fh`. `MPI_FILE_SET_INFO` is a collective routine. The `info` object may be different on each process, but any `info` entries that an implementation requires to be the same on all processes must appear with the same value in each process's `info` object.

Advice to users. Many `info` items that an implementation can use when it creates or opens a file cannot easily be changed once the file has been created or opened. Thus, an implementation may ignore hints issued in this call that it would have accepted in an open call. (*End of advice to users.*)

```

MPI_FILE_GET_GROUP(FH, GROUP, IERROR)
    INTEGER FH, GROUP, IERROR
MPI::Group MPI::File::Get_group() const

```

MPI_FILE_GET_GROUP returns a duplicate of the group of the communicator used to open the file associated with `fh`. The group is returned in `group`. The user is responsible for freeing `group`.

```

MPI_FILE_GET_AMODE(fh, amode)
    IN      fh          file handle (handle)
    OUT     amode       file access mode used to open the file (integer)

```

```
int MPI_File_get_amode(MPI_File fh, int *amode)
```

```

MPI_FILE_GET_AMODE(FH, AMODE, IERROR)
    INTEGER FH, AMODE, IERROR

```

```
int MPI::File::Get_amode() const
```

MPI_FILE_GET_AMODE returns, in `amode`, the access mode of the file associated with `fh`.

Example 13.1 In Fortran 77, decoding an `amode` bit vector will require a routine such as the following:

```

      SUBROUTINE BIT_QUERY(TEST_BIT, MAX_BIT, AMODE, BIT_FOUND)
!
! TEST IF THE INPUT TEST_BIT IS SET IN THE INPUT AMODE
! IF SET, RETURN 1 IN BIT_FOUND, 0 OTHERWISE
!
      INTEGER TEST_BIT, AMODE, BIT_FOUND, CP_AMODE, HIFOUND
      BIT_FOUND = 0
      CP_AMODE = AMODE
100 CONTINUE
      LBIT = 0
      HIFOUND = 0
      DO 20 L = MAX_BIT, 0, -1
          MATCHER = 2**L
          IF (CP_AMODE .GE. MATCHER .AND. HIFOUND .EQ. 0) THEN
              HIFOUND = 1
              LBIT = MATCHER
              CP_AMODE = CP_AMODE - MATCHER
          END IF
20 CONTINUE
      IF (HIFOUND .EQ. 1 .AND. LBIT .EQ. TEST_BIT) BIT_FOUND = 1
      IF (BIT_FOUND .EQ. 0 .AND. HIFOUND .EQ. 1 .AND. &
          CP_AMODE .GT. 0) GO TO 100
      END

```

```

int MPI_Group_range_excl(MPI_Group group, int n, int ranges[][3],
    MPI_Group *newgroup)
MPI_GROUP_RANGE_EXCL(GROUP, N, RANGES, NEWGROUP, IERROR)
    INTEGER GROUP, N, RANGES(3,*), NEWGROUP, IERROR

```

```
MPI::Group MPI::Group::Range_excl(int n, const int ranges[][3]) const
```

Each computed rank must be a valid rank in `group` and all computed ranks must be distinct, or else the program is erroneous.

The functionality of this routine is specified to be equivalent to expanding the array of ranges to an array of the excluded ranks and passing the resulting array of ranks and other arguments to MPI_GROUP_EXCL. A call to MPI_GROUP_EXCL is equivalent to a call to MPI_GROUP_RANGE_EXCL with each rank `i` in `ranks` replaced by the triplet `(i,i,1)` in the argument `ranges`.

Advice to users. The range operations do not explicitly enumerate ranks, and therefore are more scalable if implemented efficiently. Hence, we recommend MPI programmers to use them whenever possible, as high-quality implementations will take advantage of this fact. (*End of advice to users.*)

Advice to implementors. The range operations should be implemented, if possible, without enumerating the group members, in order to obtain better scalability (time and space). (*End of advice to implementors.*)

6.3.3 Group Destructors

```

MPI_GROUP_FREE(group)
    INOUT  group          group (handle)

```

```
int MPI_Group_free(MPI_Group *group)
```

```

MPI_GROUP_FREE(GROUP, IERROR)
    INTEGER GROUP, IERROR

```

```
void MPI::Group::Free()
```

This operation marks a group object for deallocation. The handle `group` is set to MPI_GROUP_NULL by the call. Any on-going operation using this group will complete normally.

Advice to implementors. One can keep a reference count that is incremented for each call to MPI_COMM_GROUP, MPI_COMM_CREATE and MPI_COMM_DUP, and decremented for each call to MPI_GROUP_FREE or MPI_COMM_FREE; the group object is ultimately deallocated when the reference count drops to zero. (*End of advice to implementors.*)

6.4 Communicator Management

This section describes the manipulation of communicators in MPI. Operations that access communicators are local and their execution does not require interprocess communication. Operations that create communicators are collective and may require interprocess communication.

Advice to implementors. High-quality implementations should amortize the overheads associated with the creation of communicators (for the same group, or subsets thereof) over several calls, by allocating multiple contexts with one collective communication. (*End of advice to implementors.*)

6.4.1 Communicator Accessors

The following are all local operations.

`MPI_COMM_SIZE(comm, size)`

IN	<code>comm</code>	communicator (handle)
OUT	<code>size</code>	number of processes in the group of <code>comm</code> (integer)

`int MPI_Comm_size(MPI_Comm comm, int *size)`

`MPI_COMM_SIZE(COMM, SIZE, IERROR)`
 INTEGER COMM, SIZE, IERROR

`int MPI::Comm::Get_size() const`

Rationale. This function is equivalent to accessing the communicator's group with `MPI_COMM_GROUP` (see above), computing the size using `MPI_GROUP_SIZE`, and then freeing the temporary group via `MPI_GROUP_FREE`. However, this function is so commonly used, that this shortcut was introduced. (*End of rationale.*)

Advice to users. This function indicates the number of processes involved in a communicator. For `MPI_COMM_WORLD`, it indicates the total number of processes available (for this version of MPI, there is no standard way to change the number of processes once initialization has taken place).

This call is often used with the next call to determine the amount of concurrency available for a specific library or program. The following call, `MPI_COMM_RANK` indicates the rank of the process that calls it in the range from `0...size-1`, where `size` is the return value of `MPI_COMM_SIZE`. (*End of advice to users.*)

`MPI_COMM_RANK(comm, rank)`

IN	<code>comm</code>	communicator (handle)
OUT	<code>rank</code>	rank of the calling process in group of <code>comm</code> (integer)

`MPI_FILE_PREALLOCATE(FH, SIZE, IERROR)`
 INTEGER FH, IERROR
 INTEGER(KIND=MPI_OFFSET_KIND) SIZE

`void MPI::File::Preallocate(MPI::Offset size)`

`MPI_FILE_PREALLOCATE` ensures that storage space is allocated for the first `size` bytes of the file associated with `fh`. `MPI_FILE_PREALLOCATE` is collective; all processes in the group must pass identical values for `size`. Regions of the file that have previously been written are unaffected. For newly allocated regions of the file, `MPI_FILE_PREALLOCATE` has the same effect as writing undefined data. If `size` is larger than the current file size, the file size increases to `size`. If `size` is less than or equal to the current file size, the file size is unchanged.

The treatment of file pointers, pending nonblocking accesses, and file consistency is the same as with `MPI_FILE_SET_SIZE`. If `MPI_MODE_SEQUENTIAL` mode was specified when the file was opened, it is erroneous to call this routine.

Advice to users. In some implementations, file preallocation may be expensive. (*End of advice to users.*)

13.2.6 Querying the Size of a File

`MPI_FILE_GET_SIZE(fh, size)`

IN	<code>fh</code>	file handle (handle)
OUT	<code>size</code>	size of the file in bytes (integer)

`int MPI_File_get_size(MPI_File fh, MPI_Offset *size)`

`MPI_FILE_GET_SIZE(FH, SIZE, IERROR)`
 INTEGER FH, IERROR
 INTEGER(KIND=MPI_OFFSET_KIND) SIZE

`MPI::Offset MPI::File::Get_size() const`

`MPI_FILE_GET_SIZE` returns, in `size`, the current size in bytes of the file associated with the file handle `fh`. As far as consistency semantics are concerned, `MPI_FILE_GET_SIZE` is a data access operation (see Section 13.6.1, page 420).

13.2.7 Querying File Parameters

`MPI_FILE_GET_GROUP(fh, group)`

IN	<code>fh</code>	file handle (handle)
OUT	<code>group</code>	group which opened the file (handle)

`int MPI_File_get_group(MPI_File fh, MPI_Group *group)`

13.2.4 Resizing a File

```
MPI_FILE_SET_SIZE(fh, size)
```

```
INOUT  fh          file handle (handle)
IN      size        size to truncate or expand file (integer)
```

```
int MPI_File_set_size(MPI_File fh, MPI_Offset size)
```

```
MPI_FILE_SET_SIZE(FH, SIZE, IERROR)
INTEGER FH, IERROR
INTEGER(KIND=MPI_OFFSET_KIND) SIZE
```

```
void MPI::File::Set_size(MPI::Offset size)
```

MPI_FILE_SET_SIZE resizes the file associated with the file handle `fh`. `size` is measured in bytes from the beginning of the file. MPI_FILE_SET_SIZE is collective; all processes in the group must pass identical values for `size`.

If `size` is smaller than the current file size, the file is truncated at the position defined by `size`. The implementation is free to deallocate file blocks located beyond this position.

If `size` is larger than the current file size, the file size becomes `size`. Regions of the file that have been previously written are unaffected. The values of data in the new regions in the file (those locations with displacements between old file size and `size`) are undefined. It is implementation dependent whether the MPI_FILE_SET_SIZE routine allocates file space—use MPI_FILE_PREALLOCATE to force file space to be reserved.

MPI_FILE_SET_SIZE does not affect the individual file pointers or the shared file pointer. If MPI_MODE_SEQUENTIAL mode was specified when the file was opened, it is erroneous to call this routine.

Advice to users. It is possible for the file pointers to point beyond the end of file after a MPI_FILE_SET_SIZE operation truncates a file. This is legal, and equivalent to seeking beyond the current end of file. (*End of advice to users.*)

All nonblocking requests and split collective operations on `fh` must be completed before calling MPI_FILE_SET_SIZE. Otherwise, calling MPI_FILE_SET_SIZE is erroneous. As far as consistency semantics are concerned, MPI_FILE_SET_SIZE is a write operation that conflicts with operations that access bytes at displacements between the old and new file sizes (see Section 13.6.1, page 420).

13.2.5 Preallocating Space for a File

```
MPI_FILE_PREALLOCATE(fh, size)
```

```
INOUT  fh          file handle (handle)
IN      size        size to preallocate file (integer)
```

```
int MPI_File_preallocate(MPI_File fh, MPI_Offset size)
```

```
int MPI_Comm_rank(MPI_Comm comm, int *rank)
```

```
MPI_COMM_RANK(COMM, RANK, IERROR)
INTEGER COMM, RANK, IERROR
```

```
int MPI::Comm::Get_rank() const
```

Rationale. This function is equivalent to accessing the communicator's group with MPI_COMM_GROUP (see above), computing the rank using MPI_GROUP_RANK, and then freeing the temporary group via MPI_GROUP_FREE. However, this function is so commonly used, that this shortcut was introduced. (*End of rationale.*)

Advice to users. This function gives the rank of the process in the particular communicator's group. It is useful, as noted above, in conjunction with MPI_COMM_SIZE.

Many programs will be written with the master-slave model, where one process (such as the rank-zero process) will play a supervisory role, and the other processes will serve as compute nodes. In this framework, the two preceding calls are useful for determining the roles of the various processes of a communicator. (*End of advice to users.*)

```
MPI_COMM_COMPARE(comm1, comm2, result)
```

```
IN      comm1      first communicator (handle)
IN      comm2      second communicator (handle)
OUT     result      result (integer)
```

```
int MPI_Comm_compare(MPI_Comm comm1, MPI_Comm comm2, int *result)
```

```
MPI_COMM_COMPARE(COMM1, COMM2, RESULT, IERROR)
INTEGER COMM1, COMM2, RESULT, IERROR
```

```
static int MPI::Comm::Compare(const MPI::Comm& comm1,
                              const MPI::Comm& comm2)
```

MPI_IDENT results if and only if `comm1` and `comm2` are handles for the same object (identical groups and same contexts). MPI_CONGRUENT results if the underlying groups are identical in constituents and rank order; these communicators differ only by context. MPI_SIMILAR results if the group members of both communicators are the same but the rank order differs. MPI_UNEQUAL results otherwise.

6.4.2 Communicator Constructors

The following are collective functions that are invoked by all processes in the group or groups associated with `comm`.

Rationale. Note that there is a chicken-and-egg aspect to MPI in that a communicator is needed to create a new communicator. The base communicator for all MPI communicators is predefined outside of MPI, and is MPI_COMM_WORLD. This model was arrived at after considerable debate, and was chosen to increase “safety” of programs written in MPI. (*End of rationale.*)

The MPI interface provides four communicator construction routines that apply to both intracommunicators and intercommunicators. The construction routine `MPI_INTERCOMM_CREATE` (discussed later) applies only to intercommunicators.

An intracommunicator involves a single group while an intercommunicator involves two groups. Where the following discussions address intercommunicator semantics, the two groups in an intercommunicator are called the *left* and *right* groups. A process in an intercommunicator is a member of either the left or the right group. From the point of view of that process, the group that the process is a member of is called the *local* group; the other group (relative to that process) is the *remote* group. The left and right group labels give us a way to describe the two groups in an intercommunicator that is not relative to any particular process (as the local and remote groups are).

```
MPI_COMM_DUP(comm, newcomm)
```

```
IN      comm      communicator (handle)
OUT     newcomm   copy of comm (handle)
```

```
int MPI_Comm_dup(MPI_Comm comm, MPI_Comm *newcomm)
```

```
MPI_COMM_DUP(COMM, NEWCOMM, IERROR)
INTEGER COMM, NEWCOMM, IERROR
```

```
MPI::Intracomm MPI::Intracomm::Dup() const
```

```
MPI::Intercomm MPI::Intercomm::Dup() const
```

```
MPI::Cartcomm MPI::Cartcomm::Dup() const
```

```
MPI::Graphcomm MPI::Graphcomm::Dup() const
```

```
MPI::Comm& MPI::Comm::Clone() const = 0
```

```
MPI::Intracomm& MPI::Intracomm::Clone() const
```

```
MPI::Intercomm& MPI::Intercomm::Clone() const
```

```
MPI::Cartcomm& MPI::Cartcomm::Clone() const
```

```
MPI::Graphcomm& MPI::Graphcomm::Clone() const
```

`MPI_COMM_DUP` Duplicates the existing communicator `comm` with associated key values. For each key value, the respective copy callback function determines the attribute value associated with this key in the new communicator; one particular action that a copy callback may take is to delete the attribute from the new communicator. Returns in `newcomm` a new communicator with the same group or groups, any copied cached information, but a new context (see Section 6.7.1). Please see Section 16.1.7 on page 455 for further discussion about the C++ bindings for `Dup()` and `Clone()`.

Advice to users. This operation is used to provide a parallel library call with a duplicate communication space that has the same properties as the original communicator. This includes any attributes (see below), and topologies (see Chapter 7). This call is valid even if there are pending point-to-point communications involving the communicator `comm`. A typical call might involve a `MPI_COMM_DUP` at the beginning of

```
void MPI::File::Close()
```

`MPI_FILE_CLOSE` first synchronizes file state (equivalent to performing an `MPI_FILE_SYNC`), then closes the file associated with `fh`. The file is deleted if it was opened with access mode `MPI_MODE_DELETE_ON_CLOSE` (equivalent to performing an `MPI_FILE_DELETE`). `MPI_FILE_CLOSE` is a collective routine.

Advice to users. If the file is deleted on close, and there are other processes currently accessing the file, the status of the file and the behavior of future accesses by these processes are implementation dependent. (*End of advice to users.*)

The user is responsible for ensuring that all outstanding nonblocking requests and split collective operations associated with `fh` made by a process have completed before that process calls `MPI_FILE_CLOSE`.

The `MPI_FILE_CLOSE` routine deallocates the file handle object and sets `fh` to `MPI_FILE_NULL`.

13.2.3 Deleting a File

```
MPI_FILE_DELETE(filename, info)
```

```
IN      filename      name of file to delete (string)
IN      info           info object (handle)
```

```
int MPI_File_delete(char *filename, MPI_Info info)
```

```
MPI_FILE_DELETE(FILENAME, INFO, IERROR)
CHARACTER*(*) FILENAME
INTEGER INFO, IERROR
```

```
static void MPI::File::Delete(const char* filename, const MPI::Info& info)
```

`MPI_FILE_DELETE` deletes the file identified by the file name `filename`. If the file does not exist, `MPI_FILE_DELETE` raises an error in the class `MPI_ERR_NO_SUCH_FILE`.

The `info` argument can be used to provide information regarding file system specifics (see Section 13.2.8, page 382). The constant `MPI_INFO_NULL` refers to the null `info`, and can be used when no `info` needs to be specified.

If a process currently has the file open, the behavior of any access to the file (as well as the behavior of any outstanding accesses) is implementation dependent. In addition, whether an open file is deleted or not is also implementation dependent. If the file is not deleted, an error in the class `MPI_ERR_FILE_IN_USE` or `MPI_ERR_ACCESS` will be raised. Errors are raised using the default error handler (see Section 13.7, page 429).

The modes `MPI_MODE_RDONLY`, `MPI_MODE_RDWR`, `MPI_MODE_WRONLY`, `MPI_MODE_CREATE`, and `MPI_MODE_EXCL` have identical semantics to their POSIX counterparts [29]. Exactly one of `MPI_MODE_RDONLY`, `MPI_MODE_RDWR`, or `MPI_MODE_WRONLY`, must be specified. It is erroneous to specify `MPI_MODE_CREATE` or `MPI_MODE_EXCL` in conjunction with `MPI_MODE_RDONLY`; it is erroneous to specify `MPI_MODE_SEQUENTIAL` together with `MPI_MODE_RDWR`.

The `MPI_MODE_DELETE_ON_CLOSE` mode causes the file to be deleted (equivalent to performing an `MPI_FILE_DELETE`) when the file is closed.

The `MPI_MODE_UNIQUE_OPEN` mode allows an implementation to optimize access by eliminating the overhead of file locking. It is erroneous to open a file in this mode unless the file will not be concurrently opened elsewhere.

Advice to users. For `MPI_MODE_UNIQUE_OPEN`, *not opened elsewhere* includes both inside and outside the MPI environment. In particular, one needs to be aware of potential external events which may open files (e.g., automated backup facilities). When `MPI_MODE_UNIQUE_OPEN` is specified, the user is responsible for ensuring that no such external events take place. (*End of advice to users.*)

The `MPI_MODE_SEQUENTIAL` mode allows an implementation to optimize access to some sequential devices (tapes and network streams). It is erroneous to attempt nonsequential access to a file that has been opened in this mode.

Specifying `MPI_MODE_APPEND` only guarantees that all shared and individual file pointers are positioned at the initial end of file when `MPI_FILE_OPEN` returns. Subsequent positioning of file pointers is application dependent. In particular, the implementation does not ensure that all writes are appended.

Errors related to the access mode are raised in the class `MPI_ERR_AMODE`.

The `info` argument is used to provide information regarding file access patterns and file system specifics (see Section 13.2.8, page 382). The constant `MPI_INFO_NULL` can be used when no info needs to be specified.

Advice to users. Some file attributes are inherently implementation dependent (e.g., file permissions). These attributes must be set using either the `info` argument or facilities outside the scope of MPI. (*End of advice to users.*)

Files are opened by default using nonatomic mode file consistency semantics (see Section 13.6.1, page 420). The more stringent atomic mode consistency semantics, required for atomicity of conflicting accesses, can be set using `MPI_FILE_SET_ATOMICITY`.

13.2.2 Closing a File

`MPI_FILE_CLOSE(fh)`

INOUT fh file handle (handle)

`int MPI_File_close(MPI_File *fh)`

`MPI_FILE_CLOSE(FH, IERROR)`
INTEGER FH, IERROR

the parallel call, and an `MPI_COMM_FREE` of that duplicated communicator at the end of the call. Other models of communicator management are also possible.

This call applies to both intra- and inter-communicators. (*End of advice to users.*)

Advice to implementors. One need not actually copy the group information, but only add a new reference and increment the reference count. Copy on write can be used for the cached information. (*End of advice to implementors.*)

`MPI_COMM_CREATE(comm, group, newcomm)`

IN comm communicator (handle)
IN group Group, which is a subset of the group of comm (handle)
OUT newcomm new communicator (handle)

`int MPI_Comm_create(MPI_Comm comm, MPI_Group group, MPI_Comm *newcomm)`

`MPI_COMM_CREATE(COMM, GROUP, NEWCOMM, IERROR)`
INTEGER COMM, GROUP, NEWCOMM, IERROR

`MPI::Intercomm MPI::Intercomm::Create(const MPI::Group& group) const`

`MPI::Intracomm MPI::Intracomm::Create(const MPI::Group& group) const`

If `comm` is an intra-communicator, this function creates a new communicator `newcomm` with communication group defined by `group` and a new context. No cached information propagates from `comm` to `newcomm`. The function returns `MPI_COMM_NULL` to processes that are not in `group`. The call is erroneous if not all `group` arguments have the same value, or if `group` is not a subset of the group associated with `comm`. Note that the call is to be executed by all processes in `comm`, even if they do not belong to the new group.

Rationale. The requirement that the entire group of `comm` participate in the call stems from the following considerations:

- It allows the implementation to layer `MPI_COMM_CREATE` on top of regular collective communications.
- It provides additional safety, in particular in the case where partially overlapping groups are used to create new communicators.
- It permits implementations sometimes to avoid communication related to context creation.

(*End of rationale.*)

Advice to users. `MPI_COMM_CREATE` provides a means to subset a group of processes for the purpose of separate MIMD computation, with separate communication space. `newcomm`, which emerges from `MPI_COMM_CREATE` can be used in subsequent calls to `MPI_COMM_CREATE` (or other communicator constructors) further to subdivide a computation into parallel sub-computations. A more general service is provided by `MPI_COMM_SPLIT`, below. (*End of advice to users.*)

Advice to implementors. Since all processes calling `MPI_COMM_DUP` or `MPI_COMM_CREATE` provide the same `group` argument, it is theoretically possible to agree on a group-wide unique context with no communication. However, local execution of these functions requires use of a larger context name space and reduces error checking. Implementations may strike various compromises between these conflicting goals, such as bulk allocation of multiple contexts in one collective operation.

Important: If new communicators are created without synchronizing the processes involved then the communication system should be able to cope with messages arriving in a context that has not yet been allocated at the receiving process. (*End of advice to implementors.*)

If `comm` is an intercommunicator, then the output communicator is also an intercommunicator where the local group consists only of those processes contained in `group` (see Figure 6.1). The `group` argument should only contain those processes in the local group of the input intercommunicator that are to be a part of `newcomm`. If either `group` does not specify at least one process in the local group of the intercommunicator, or if the calling process is not included in the `group`, `MPI_COMM_NULL` is returned.

Rationale. In the case where either the left or right group is empty, a null communicator is returned instead of an intercommunicator with `MPI_GROUP_EMPTY` because the side with the empty group must return `MPI_COMM_NULL`. (*End of rationale.*)

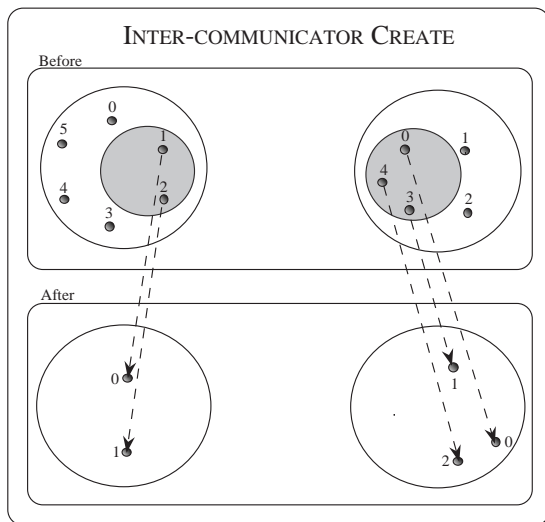


Figure 6.1: Intercommunicator create using `MPI_COMM_CREATE` extended to intercommunicators. The input groups are those in the grey circle.

MPI routines (e.g., `MPI_SEND`). Furthermore, the use of `comm` will not interfere with I/O behavior.

The format for specifying the file name in the `filename` argument is implementation dependent and must be documented by the implementation.

Advice to implementors. An implementation may require that `filename` include a string or strings specifying additional information about the file. Examples include the type of filesystem (e.g., a prefix of `ufs:`), a remote hostname (e.g., a prefix of `machine.univ.edu:`), or a file password (e.g., a suffix of `/PASSWORD=SECRET`). (*End of advice to implementors.*)

Advice to users. On some implementations of MPI, the file namespace may not be identical from all processes of all applications. For example, `"/tmp/foo"` may denote different files on different processes, or a single file may have many names, dependent on process location. The user is responsible for ensuring that a single file is referenced by the `filename` argument, as it may be impossible for an implementation to detect this type of namespace error. (*End of advice to users.*)

Initially, all processes view the file as a linear byte stream, and each process views data in its own native representation (no data representation conversion is performed). (POSIX files are linear byte streams in the native representation.) The file view can be changed via the `MPI_FILE_SET_VIEW` routine.

The following access modes are supported (specified in `amode`, a bit vector OR of the following integer constants):

- `MPI_MODE_RDONLY` — read only,
- `MPI_MODE_RDWR` — reading and writing,
- `MPI_MODE_WRONLY` — write only,
- `MPI_MODE_CREATE` — create the file if it does not exist,
- `MPI_MODE_EXCL` — error if creating file that already exists,
- `MPI_MODE_DELETE_ON_CLOSE` — delete file on close,
- `MPI_MODE_UNIQUE_OPEN` — file will not be concurrently opened elsewhere,
- `MPI_MODE_SEQUENTIAL` — file will only be accessed sequentially,
- `MPI_MODE_APPEND` — set initial position of all file pointers to end of file.

Advice to users. C/C++ users can use bit vector OR (`|`) to combine these constants; Fortran 90 users can use the bit vector `IOR` intrinsic. Fortran 77 users can use (non-portably) bit vector `IOR` on systems that support it. Alternatively, Fortran users can portably use integer addition to OR the constants (each constant should appear at most once in the addition). (*End of advice to users.*)

Advice to implementors. The values of these constants must be defined such that the bitwise OR and the sum of any distinct set of these constants is equivalent. (*End of advice to implementors.*)

file size and end of file The *size* of an MPI file is measured in bytes from the beginning of the file. A newly created file has a size of zero bytes. Using the size as an absolute displacement gives the position of the byte immediately following the last byte in the file. For any given view, the *end of file* is the offset of the first etype accessible in the current view starting after the last byte in the file.

file pointer A *file pointer* is an implicit offset maintained by MPI. “Individual file pointers” are file pointers that are local to each process that opened the file. A “shared file pointer” is a file pointer that is shared by the group of processes that opened the file.

file handle A *file handle* is an opaque object created by `MPI_FILE_OPEN` and freed by `MPI_FILE_CLOSE`. All operations on an open file reference the file through the file handle.

13.2 File Manipulation

13.2.1 Opening a File

`MPI_FILE_OPEN(comm, filename, amode, info, fh)`

IN	comm	communicator (handle)
IN	filename	name of file to open (string)
IN	amode	file access mode (integer)
IN	info	info object (handle)
OUT	fh	new file handle (handle)

```
int MPI_File_open(MPI_Comm comm, char *filename, int amode, MPI_Info info,
                 MPI_File *fh)
```

```
MPI_FILE_OPEN(COMM, FILENAME, AMODE, INFO, FH, IERROR)
CHARACTER*(*) FILENAME
INTEGER COMM, AMODE, INFO, FH, IERROR
```

```
static MPI::File MPI::File::Open(const MPI::Intracomm& comm,
                                const char* filename, int amode, const MPI::Info& info)
```

`MPI_FILE_OPEN` opens the file identified by the file name `filename` on all processes in the `comm` communicator group. `MPI_FILE_OPEN` is a collective routine: all processes must provide the same value for `amode`, and all processes must provide filenames that reference the same file. (Values for `info` may vary.) `comm` must be an intracommunicator; it is erroneous to pass an intercommunicator to `MPI_FILE_OPEN`. Errors in `MPI_FILE_OPEN` are raised using the default file error handler (see Section 13.7, page 429). A process can open a file independently of other processes by using the `MPI_COMM_SELF` communicator. The file handle returned, `fh`, can be subsequently used to access the file until the file is closed using `MPI_FILE_CLOSE`. Before calling `MPI_FINALIZE`, the user is required to close (via `MPI_FILE_CLOSE`) all files that were opened with `MPI_FILE_OPEN`. Note that the communicator `comm` is unaffected by `MPI_FILE_OPEN` and continues to be usable in all

Example 6.1 The following example illustrates how the first node in the left side of an intercommunicator could be joined with all members on the right side of an intercommunicator to form a new intercommunicator.

```
MPI_Comm inter_comm, new_inter_comm;
MPI_Group local_group, group;
int rank = 0; /* rank on left side to include in
              new inter-comm */

/* Construct the original intercommunicator: "inter_comm" */
...

/* Construct the group of processes to be in new
intercommunicator */
if (/* I'm on the left side of the intercommunicator */) {
    MPI_Comm_group ( inter_comm, &local_group );
    MPI_Group_incl ( local_group, 1, &rank, &group );
    MPI_Group_free ( &local_group );
}
else
    MPI_Comm_group ( inter_comm, &group );

MPI_Comm_create ( inter_comm, group, &new_inter_comm );
MPI_Group_free( &group );
```

`MPI_COMM_SPLIT(comm, color, key, newcomm)`

IN	comm	communicator (handle)
IN	color	control of subset assignment (integer)
IN	key	control of rank assignment (integer)
OUT	newcomm	new communicator (handle)

```
int MPI_Comm_split(MPI_Comm comm, int color, int key, MPI_Comm *newcomm)
```

```
MPI_COMM_SPLIT(COMM, COLOR, KEY, NEWCOMM, IERROR)
INTEGER COMM, COLOR, KEY, NEWCOMM, IERROR
```

```
MPI::Intercomm MPI::Intercomm::Split(int color, int key) const
```

```
MPI::Intracomm MPI::Intracomm::Split(int color, int key) const
```

This function partitions the group associated with `comm` into disjoint subgroups, one for each value of `color`. Each subgroup contains all processes of the same color. Within each subgroup, the processes are ranked in the order defined by the value of the argument `key`, with ties broken according to their rank in the old group. A new communicator is created for each subgroup and returned in `newcomm`. A process may supply the color value `MPI_UNDEFINED`, in which case `newcomm` returns `MPI_COMM_NULL`. This is a collective call, but each process is permitted to provide different values for `color` and `key`.

A call to `MPI_COMM_CREATE(comm, group, newcomm)` is equivalent to a call to `MPI_COMM_SPLIT(comm, color, key, newcomm)`, where all members of `group` provide `color = 0` and `key = rank` in `group`, and all processes that are not members of `group` provide `color = MPI_UNDEFINED`. The function `MPI_COMM_SPLIT` allows more general partitioning of a group into one or more subgroups with optional reordering.

The value of `color` must be nonnegative.

Advice to users. This is an extremely powerful mechanism for dividing a single communicating group of processes into k subgroups, with k chosen implicitly by the user (by the number of colors asserted over all the processes). Each resulting communicator will be non-overlapping. Such a division could be useful for defining a hierarchy of computations, such as for multigrid, or linear algebra.

Multiple calls to `MPI_COMM_SPLIT` can be used to overcome the requirement that any call have no overlap of the resulting communicators (each process is of only one color per call). In this way, multiple overlapping communication structures can be created. Creative use of the `color` and `key` in such splitting operations is encouraged.

Note that, for a fixed `color`, the keys need not be unique. It is `MPI_COMM_SPLIT`'s responsibility to sort processes in ascending order according to this key, and to break ties in a consistent way. If all the keys are specified in the same way, then all the processes in a given `color` will have the relative rank order as they did in their parent group.

Essentially, making the key value zero for all processes of a given `color` means that one doesn't really care about the rank-order of the processes in the new communicator. (*End of advice to users.*)

Rationale. `color` is restricted to be nonnegative, so as not to conflict with the value assigned to `MPI_UNDEFINED`. (*End of rationale.*)

The result of `MPI_COMM_SPLIT` on an intercommunicator is that those processes on the left with the same `color` as those processes on the right combine to create a new intercommunicator. The `key` argument describes the relative rank of processes on each side of the intercommunicator (see Figure 6.2). For those colors that are specified only on one side of the intercommunicator, `MPI_COMM_NULL` is returned. `MPI_COMM_NULL` is also returned to those processes that specify `MPI_UNDEFINED` as the `color`.

Example 6.2 (Parallel client-server model). The following client code illustrates how clients on the left side of an intercommunicator could be assigned to a single server from a pool of servers on the right side of an intercommunicator.

```

1  /* Client code */
2  MPI_Comm  multiple_server_comm;
3  MPI_Comm  single_server_comm;
4  int       color, rank, num_servers;
5
6
7
8
9
10
11
12
13
14
15
16
17
18
19
20
21
22
23
24
25
26
27
28
29
30
31
32
33
34
35
36
37
38
39
40
41
42
43
44
45
46
47
48
49
50
51
52
53
54
55
56
57
58
59
60
61
62
63
64
65
66
67
68
69
70
71
72
73
74
75
76
77
78
79
80
81
82
83
84
85
86
87
88
89
90
91
92
93
94
95
96
97
98
99
100
101
102
103
104
105
106
107
108
109
110
111
112
113
114
115
116
117
118
119
120
121
122
123
124
125
126
127
128
129
130
131
132
133
134
135
136
137
138
139
140
141
142
143
144
145
146
147
148
149
150
151
152
153
154
155
156
157
158
159
160
161
162
163
164
165
166
167
168
169
170
171
172
173
174
175
176
177
178
179
180
181
182
183
184
185
186
187
188
189
190
191
192
193
194
195
196
197
198
199
200
201
202
203
204
205
206
207
208
209
210
211
212
213
214
215
216
217
218
219
220
221
222
223
224
225
226
227
228
229
230
231
232
233
234
235
236
237
238
239
240
241
242
243
244
245
246
247
248
249
250
251
252
253
254
255
256
257
258
259
260
261
262
263
264
265
266
267
268
269
270
271
272
273
274
275
276
277
278
279
280
281
282
283
284
285
286
287
288
289
290
291
292
293
294
295
296
297
298
299
300
301
302
303
304
305
306
307
308
309
310
311
312
313
314
315
316
317
318
319
320
321
322
323
324
325
326
327
328
329
330
331
332
333
334
335
336
337
338
339
340
341
342
343
344
345
346
347
348
349
350
351
352
353
354
355
356
357
358
359
360
361
362
363
364
365
366
367
368
369
370
371
372
373
374
375
376
377
378
379
380
381
382
383
384
385
386
387
388
389
390
391
392
393
394
395
396
397
398
399
400
401
402
403
404
405
406
407
408
409
410
411
412
413
414
415
416
417
418
419
420
421
422
423
424
425
426
427
428
429
430
431
432
433
434
435
436
437
438
439
440
441
442
443
444
445
446
447
448
449
450
451
452
453
454
455
456
457
458
459
460
461
462
463
464
465
466
467
468
469
470
471
472
473
474
475
476
477
478
479
480
481
482
483
484
485
486
487
488
489
490
491
492
493
494
495
496
497
498
499
500
501
502
503
504
505
506
507
508
509
510
511
512
513
514
515
516
517
518
519
520
521
522
523
524
525
526
527
528
529
530
531
532
533
534
535
536
537
538
539
540
541
542
543
544
545
546
547
548
549
550
551
552
553
554
555
556
557
558
559
560
561
562
563
564
565
566
567
568
569
570
571
572
573
574
575
576
577
578
579
580
581
582
583
584
585
586
587
588
589
590
591
592
593
594
595
596
597
598
599
600
601
602
603
604
605
606
607
608
609
610
611
612
613
614
615
616
617
618
619
620
621
622
623
624
625
626
627
628
629
630
631
632
633
634
635
636
637
638
639
640
641
642
643
644
645
646
647
648
649
650
651
652
653
654
655
656
657
658
659
660
661
662
663
664
665
666
667
668
669
670
671
672
673
674
675
676
677
678
679
680
681
682
683
684
685
686
687
688
689
690
691
692
693
694
695
696
697
698
699
700
701
702
703
704
705
706
707
708
709
710
711
712
713
714
715
716
717
718
719
720
721
722
723
724
725
726
727
728
729
730
731
732
733
734
735
736
737
738
739
740
741
742
743
744
745
746
747
748
749
750
751
752
753
754
755
756
757
758
759
760
761
762
763
764
765
766
767
768
769
770
771
772
773
774
775
776
777
778
779
780
781
782
783
784
785
786
787
788
789
790
791
792
793
794
795
796
797
798
799
800
801
802
803
804
805
806
807
808
809
810
811
812
813
814
815
816
817
818
819
820
821
822
823
824
825
826
827
828
829
830
831
832
833
834
835
836
837
838
839
840
841
842
843
844
845
846
847
848
849
850
851
852
853
854
855
856
857
858
859
860
861
862
863
864
865
866
867
868
869
870
871
872
873
874
875
876
877
878
879
880
881
882
883
884
885
886
887
888
889
890
891
892
893
894
895
896
897
898
899
900
901
902
903
904
905
906
907
908
909
910
911
912
913
914
915
916
917
918
919
920
921
922
923
924
925
926
927
928
929
930
931
932
933
934
935
936
937
938
939
940
941
942
943
944
945
946
947
948
949
950
951
952
953
954
955
956
957
958
959
960
961
962
963
964
965
966
967
968
969
970
971
972
973
974
975
976
977
978
979
980
981
982
983
984
985
986
987
988
989
990
991
992
993
994
995
996
997
998
999
1000

```

filetype A *filetype* is the basis for partitioning a file among processes and defines a template for accessing the file. A filetype is either a single etype or a derived MPI datatype constructed from multiple instances of the same etype. In addition, the extent of any hole in the filetype must be a multiple of the etype's extent. The displacements in the typemap of the filetype are not required to be distinct, but they must be nonnegative and monotonically nondecreasing.

view A *view* defines the current set of data visible and accessible from an open file as an ordered set of etypes. Each process has its own view of the file, defined by three quantities: a displacement, an etype, and a filetype. The pattern described by a filetype is repeated, beginning at the displacement, to define the view. The pattern of repetition is defined to be the same pattern that `MPI_TYPE_CONTIGUOUS` would produce if it were passed the filetype and an arbitrarily large count. Figure 13.1 shows how the tiling works; note that the filetype in this example must have explicit lower and upper bounds set in order for the initial and final holes to be repeated in the view. Views can be changed by the user during program execution. The default view is a linear byte stream (displacement is zero, etype and filetype equal to `MPI_BYTE`).

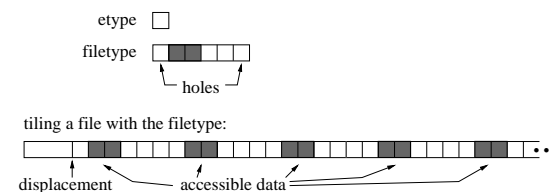


Figure 13.1: Etypes and filetypes

A group of processes can use complementary views to achieve a global data distribution such as a scatter/gather pattern (see Figure 13.2).

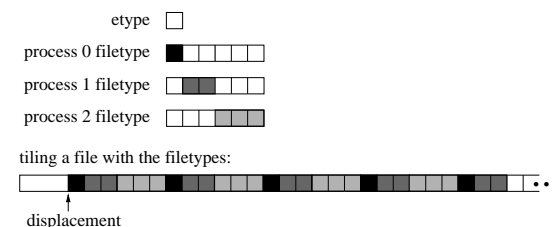


Figure 13.2: Partitioning a file among parallel processes

offset An *offset* is a position in the file relative to the current view, expressed as a count of etypes. Holes in the view's filetype are skipped when calculating this position. Offset 0 is the location of the first etype visible in the view (after skipping the displacement and any initial holes in the view). For example, an offset of 2 for process 1 in Figure 13.2 is the position of the 8th etype in the file after the displacement. An “explicit offset” is an offset that is used as a formal parameter in explicit data access routines.

Chapter 13

I/O

13.1 Introduction

POSIX provides a model of a widely portable file system, but the portability and optimization needed for parallel I/O cannot be achieved with the POSIX interface.

The significant optimizations required for efficiency (e.g., grouping [35], collective buffering [6, 13, 36, 39, 46], and disk-directed I/O [31]) can only be implemented if the parallel I/O system provides a high-level interface supporting partitioning of file data among processes and a collective interface supporting complete transfers of global data structures between process memories and files. In addition, further efficiencies can be gained via support for asynchronous I/O, strided accesses, and control over physical file layout on storage devices (disks). The I/O environment described in this chapter provides these facilities.

Instead of defining I/O access modes to express the common patterns for accessing a shared file (broadcast, reduction, scatter, gather), we chose another approach in which data partitioning is expressed using derived datatypes. Compared to a limited set of predefined access patterns, this approach has the advantage of added flexibility and expressiveness.

13.1.1 Definitions

file An MPI file is an ordered collection of typed data items. MPI supports random or sequential access to any integral set of these items. A file is opened collectively by a group of processes. All collective I/O calls on a file are collective over this group.

displacement A file *displacement* is an absolute byte position relative to the beginning of a file. The displacement defines the location where a *view* begins. Note that a “file displacement” is distinct from a “typemap displacement.”

etype An *etype* (*elementary datatype*) is the unit of data access and positioning. It can be any MPI predefined or derived datatype. Derived etypes can be constructed using any of the MPI datatype constructor routines, provided all resulting typemap displacements are nonnegative and monotonically nondecreasing. Data access is performed in etype units, reading or writing whole data items of type etype. Offsets are expressed as a count of etypes; file pointers point to the beginning of etypes. Depending on context, the term “etype” is used to describe one of three aspects of an elementary datatype: a particular MPI type, a data item of that type, or the extent of that type.

1
2
3
4
5
6
7
8
9
10
11
12
13
14
15
16
17
18
19
20
21
22
23
24
25
26
27
28
29
30
31
32
33
34
35
36
37
38
39
40
41
42
43
44
45
46
47
48

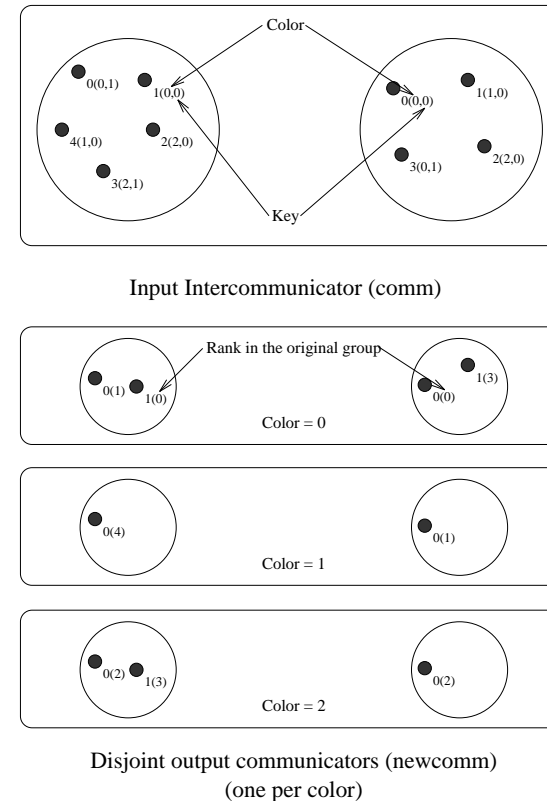


Figure 6.2: Intercommunicator construction achieved by splitting an existing intercommunicator with MPI_COMM_SPLIT extended to intercommunicators.


```

1
2
3
4
5
6
7
8
9
10
11
12
13
14
15
16
17
18
19
20
21
22
23
24
25
26
27
28
29
30
31
32
33
34
35
36
37
38
39
40
41
42
43
44
45
46
47
48

```

The following is the corresponding server code:

```

1
2
3
4
5
6
7
8
9
10
11
12
13
14
15
16
17
18
19
20
21
22
23
24
25
26
27
28
29
30
31
32
33
34
35
36
37
38
39
40
41
42
43
44
45
46
47
48

```

6.4.3 Communicator Destructors

MPI_COMM_FREE(comm)

INOUT comm communicator to be destroyed (handle)

```
int MPI_Comm_free(MPI_Comm *comm)
```

```
MPI_COMM_FREE(COMM, IERROR)
INTEGER COMM, IERROR
```

```
void MPI::Comm::Free()
```

This collective operation marks the communication object for deallocation. The handle is set to MPI_COMM_NULL. Any pending operations that use this communicator will complete normally; the object is actually deallocated only if there are no other active references to it. This call applies to intra- and inter-communicators. The delete callback functions for all cached attributes (see Section 6.7) are called in arbitrary order.

MPI_INIT_THREAD is invoked by one thread (which, thereby, becomes the main thread). In particular, it is possible to enter the MPI execution with a multi-threaded process.

The level of thread support provided is a global property of the MPI process that can be specified only once, when MPI is initialized on that process (or before). Portable third party libraries have to be written so as to accommodate any provided level of thread support. Otherwise, their usage will be restricted to specific level(s) of thread support. If such a library can run only with specific level(s) of thread support, e.g., only with MPI_THREAD_MULTIPLE, then MPI_QUERY_THREAD can be used to check whether the user initialized MPI to the correct level of thread support and, if not, raise an exception. (*End of advice to users.*)

1
2
3
4
5
6
7
8
9
10
11
12
13
14
15
16
17
18
19
20
21
22
23
24
25
26
27
28
29
30
31
32
33
34
35
36
37
38
39
40
41
42
43
44
45
46
47
48

Advice to implementors. A reference-count mechanism may be used: the reference count is incremented by each call to MPI_COMM_DUP, and decremented by each call to MPI_COMM_FREE. The object is ultimately deallocated when the count reaches zero.

Though collective, it is anticipated that this operation will normally be implemented to be local, though a debugging version of an MPI library might choose to synchronize. (*End of advice to implementors.*)

6.5 Motivating Examples

6.5.1 Current Practice #1

Example #1a:

```
main(int argc, char **argv)
{
    int me, size;
    ...
    MPI_Init ( &argc, &argv );
    MPI_Comm_rank (MPI_COMM_WORLD, &me);
    MPI_Comm_size (MPI_COMM_WORLD, &size);

    (void)printf ("Process %d size %d\n", me, size);
    ...
    MPI_Finalize();
}
```

Example #1a is a do-nothing program that initializes itself legally, and refers to the “all” communicator, and prints a message. It terminates itself legally too. This example does not imply that MPI supports printf-like communication itself.

Example #1b (supposing that size is even):

```
main(int argc, char **argv)
{
    int me, size;
    int SOME_TAG = 0;
    ...
    MPI_Init(&argc, &argv);

    MPI_Comm_rank(MPI_COMM_WORLD, &me); /* local */
    MPI_Comm_size(MPI_COMM_WORLD, &size); /* local */

    if((me % 2) == 0)
    {
        /* send unless highest-numbered process */
        if((me + 1) < size)
            MPI_Send(..., me + 1, SOME_TAG, MPI_COMM_WORLD);
    }
}
```

1
2
3
4
5
6
7
8
9
10
11
12
13
14
15
16
17
18
19
20
21
22
23
24
25
26
27
28
29
30
31
32
33
34
35
36
37
38
39
40
41
42
43
44
45
46
47
48

```

else
    MPI_Recv(..., me - 1, SOME_TAG, MPI_COMM_WORLD, &status);
...
MPI_Finalize();
}

```

Example #1b schematically illustrates message exchanges between “even” and “odd” processes in the “all” communicator.

6.5.2 Current Practice #2

```

main(int argc, char **argv)
{
    int me, count;
    void *data;
    ...

    MPI_Init(&argc, &argv);
    MPI_Comm_rank(MPI_COMM_WORLD, &me);

    if(me == 0)
    {
        /* get input, create buffer ‘data’ */
        ...
    }

    MPI_Bcast(data, count, MPI_BYTE, 0, MPI_COMM_WORLD);

    ...

    MPI_Finalize();
}

```

This example illustrates the use of a collective communication.

6.5.3 (Approximate) Current Practice #3

```

main(int argc, char **argv)
{
    int me, count, count2;
    void *send_buf, *recv_buf, *send_buf2, *recv_buf2;
    MPI_Group MPI_GROUP_WORLD, gpreme;
    MPI_Comm commslave;
    static int ranks[] = {0};
    ...
    MPI_Init(&argc, &argv);
    MPI_Comm_group(MPI_COMM_WORLD, &MPI_GROUP_WORLD);
    MPI_Comm_rank(MPI_COMM_WORLD, &me); /* local */
}

```

Advice to implementors. If provided is not MPI_THREAD_SINGLE then the MPI library should not invoke C/ C++/Fortran library calls that are not thread safe, e.g., in an environment where malloc is not thread safe, then malloc should not be used by the MPI library.

Some implementors may want to use different MPI libraries for different levels of thread support. They can do so using dynamic linking and selecting which library will be linked when MPI_INIT_THREAD is invoked. If this is not possible, then optimizations for lower levels of thread support will occur only when the level of thread support required is specified at link time. (*End of advice to implementors.*)

The following function can be used to query the current level of thread support.

```

MPI_QUERY_THREAD(provided)
    OUT    provided          provided level of thread support (integer)

```

```

int MPI_Query_thread(int *provided)
MPI_QUERY_THREAD(PROVIDED, IERROR)
    INTEGER PROVIDED, IERROR
int MPI::Query_thread()

```

The call returns in provided the current level of thread support. This will be the value returned in provided by MPI_INIT_THREAD, if MPI was initialized by a call to MPI_INIT_THREAD().

```

MPI_IS_THREAD_MAIN(flag)
    OUT    flag              true if calling thread is main thread, false otherwise
                          (logical)

```

```

int MPI_Is_thread_main(int *flag)
MPI_IS_THREAD_MAIN(FLAG, IERROR)
    LOGICAL FLAG
    INTEGER IERROR

```

```

bool MPI::Is_thread_main()

```

This function can be called by a thread to find out whether it is the main thread (the thread that called MPI_INIT or MPI_INIT_THREAD).

All routines listed in this section must be supported by all MPI implementations.

Rationale. MPI libraries are required to provide these calls even if they do not support threads, so that portable code that contains invocations to these functions be able to link correctly. MPI_INIT continues to be supported so as to provide compatibility with current MPI codes. (*End of rationale.*)

Advice to users. It is possible to spawn threads before MPI is initialized, but no MPI call other than MPI_INITIALIZED should be executed by these threads, until

MPI_THREAD_SERIALIZED The process may be multi-threaded, and multiple threads may make MPI calls, but only one at a time: MPI calls are not made concurrently from two distinct threads (all MPI calls are “serialized”).

MPI_THREAD_MULTIPLE Multiple threads may call MPI, with no restrictions.

These values are monotonic; i.e., `MPI_THREAD_SINGLE < MPI_THREAD_FUNNELED < MPI_THREAD_SERIALIZED < MPI_THREAD_MULTIPLE`.

Different processes in `MPI_COMM_WORLD` may require different levels of thread support.

The call returns in `provided` information about the actual level of thread support that will be provided by MPI. It can be one of the four values listed above.

The level(s) of thread support that can be provided by `MPI_INIT_THREAD` will depend on the implementation, and may depend on information provided by the user before the program started to execute (e.g., with arguments to `mpiexec`). If possible, the call will return `provided = required`. Failing this, the call will return the least supported level such that `provided > required` (thus providing a stronger level of support than required by the user). Finally, if the user requirement cannot be satisfied, then the call will return in `provided` the highest supported level.

A **thread compliant** MPI implementation will be able to return `provided = MPI_THREAD_MULTIPLE`. Such an implementation may always return `provided = MPI_THREAD_MULTIPLE`, irrespective of the value of `required`. At the other extreme, an MPI library that is not thread compliant may always return `provided = MPI_THREAD_SINGLE`, irrespective of the value of `required`.

A call to `MPI_INIT` has the same effect as a call to `MPI_INIT_THREAD` with a `required = MPI_THREAD_SINGLE`.

Vendors may provide (implementation dependent) means to specify the level(s) of thread support available when the MPI program is started, e.g., with arguments to `mpiexec`. This will affect the outcome of calls to `MPI_INIT` and `MPI_INIT_THREAD`. Suppose, for example, that an MPI program has been started so that only `MPI_THREAD_MULTIPLE` is available. Then `MPI_INIT_THREAD` will return `provided = MPI_THREAD_MULTIPLE`, irrespective of the value of `required`; a call to `MPI_INIT` will also initialize the MPI thread support level to `MPI_THREAD_MULTIPLE`. Suppose, on the other hand, that an MPI program has been started so that all four levels of thread support are available. Then, a call to `MPI_INIT_THREAD` will return `provided = required`; on the other hand, a call to `MPI_INIT` will initialize the MPI thread support level to `MPI_THREAD_SINGLE`.

Rationale. Various optimizations are possible when MPI code is executed single-threaded, or is executed on multiple threads, but not concurrently: mutual exclusion code may be omitted. Furthermore, if only one thread executes, then the MPI library can use library functions that are not thread safe, without risking conflicts with user threads. Also, the model of one communication thread, multiple computation threads fits many applications well, e.g., if the process code is a sequential Fortran/C/C++ program with MPI calls that has been parallelized by a compiler for execution on an SMP node, in a cluster of SMPs, then the process computation is multi-threaded, but MPI calls will likely execute on a single thread.

The design accommodates a static specification of the thread support level, for environments that require static binding of libraries, and for compatibility for current multi-threaded MPI codes. (*End of rationale.*)

```

1
2
3
4
5
6
7
8
9
10
11
12
13
14
15
16
17
18
19
20
21
22
23
24
25
26
27
28
29
30
31
32
33
34
35
36
37
38
39
40
41
42
43
44
45
46
47
48
MPI_Group_excl(MPI_GROUP_WORLD, 1, ranks, &grpem); /* local */
MPI_Comm_create(MPI_COMM_WORLD, grpem, &commslave);

if(me != 0)
{
    /* compute on slave */
    ...
    MPI_Reduce(send_buf,recv_buff,count, MPI_INT, MPI_SUM, 1, commslave);
    ...
    MPI_Comm_free(&commslave);
}
/* zero falls through immediately to this reduce, others do later... */
MPI_Reduce(send_buf2, recv_buff2, count2,
           MPI_INT, MPI_SUM, 0, MPI_COMM_WORLD);

MPI_Group_free(&MPI_GROUP_WORLD);
MPI_Group_free(&grpem);
MPI_Finalize();
}

```

This example illustrates how a group consisting of all but the zeroth process of the “all” group is created, and then how a communicator is formed (`commslave`) for that new group. The new communicator is used in a collective call, and all processes execute a collective call in the `MPI_COMM_WORLD` context. This example illustrates how the two communicators (that inherently possess distinct contexts) protect communication. That is, communication in `MPI_COMM_WORLD` is insulated from communication in `commslave`, and vice versa.

In summary, “group safety” is achieved via communicators because distinct contexts within communicators are enforced to be unique on any process.

6.5.4 Example #4

The following example is meant to illustrate “safety” between point-to-point and collective communication. MPI guarantees that a single communicator can do safe point-to-point and collective communication.

```

36
37
38
39
40
41
42
43
44
45
46
47
48
#define TAG_ARBITRARY 12345
#define SOME_COUNT    50

main(int argc, char **argv)
{
    int me;
    MPI_Request request[2];
    MPI_Status status[2];
    MPI_Group MPI_GROUP_WORLD, subgroup;
    int ranks[] = {2, 4, 6, 8};
    MPI_Comm the_comm;
    ...
    MPI_Init(&argc, &argv);

```

```

MPI_Comm_group(MPI_COMM_WORLD, &MPI_GROUP_WORLD);
1
2
MPI_Group_incl(MPI_GROUP_WORLD, 4, ranks, &subgroup); /* local */
3
MPI_Group_rank(subgroup, &me); /* local */
4
5
MPI_Comm_create(MPI_COMM_WORLD, subgroup, &the_comm);
6
7
if(me != MPI_UNDEFINED)
8
{
9
    MPI_Irecv(buff1, count, MPI_DOUBLE, MPI_ANY_SOURCE, TAG_ARBITRARY,
10
              the_comm, request);
11
    MPI_Isend(buff2, count, MPI_DOUBLE, (me+1)%4, TAG_ARBITRARY,
12
              the_comm, request+1);
13
    for(i = 0; i < SOME_COUNT, i++)
14
        MPI_Reduce(..., the_comm);
15
    MPI_Waitall(2, request, status);
16
17
    MPI_Comm_free(&the_comm);
18
}
19
20
MPI_Group_free(&MPI_GROUP_WORLD);
21
MPI_Group_free(&subgroup);
22
MPI_Finalize();
23
}
24
25
26

```

6.5.5 Library Example #1

The main program:

```

main(int argc, char **argv)
{
    int done = 0;
    user_lib_t *libh_a, *libh_b;
    void *dataset1, *dataset2;
    ...
    MPI_Init(&argc, &argv);
    ...
    init_user_lib(MPI_COMM_WORLD, &libh_a);
    init_user_lib(MPI_COMM_WORLD, &libh_b);
    ...
    user_start_op(libh_a, dataset1);
    user_start_op(libh_b, dataset2);
    ...
    while(!done)
    {
        /* work */
        ...
        MPI_Reduce(..., MPI_COMM_WORLD);
    }
}

```

Rationale. Few C library functions are signal safe, and many have cancellation points — points where the thread executing them may be cancelled. The above restriction simplifies implementation (no need for the MPI library to be “async-cancel-safe” or “async-signal-safe.”) (*End of rationale.*)

Advice to users. Users can catch signals in separate, non-MPI threads (e.g., by masking signals on MPI calling threads, and unmasking them in one or more non-MPI threads). A good programming practice is to have a distinct thread blocked in a call to `sigwait` for each user expected signal that may occur. Users must not catch signals used by the MPI implementation; as each MPI implementation is required to document the signals used internally, users can avoid these signals. (*End of advice to users.*)

Advice to implementors. The MPI library should not invoke library calls that are not thread safe, if multiple threads execute. (*End of advice to implementors.*)

12.4.3 Initialization

The following function may be used to initialize MPI, and initialize the MPI thread environment, instead of `MPI_INIT`.

`MPI_INIT_THREAD(required, provided)`

IN	required	desired level of thread support (integer)
OUT	provided	provided level of thread support (integer)

```
int MPI_Init_thread(int *argc, char **argv, int required,
                  int *provided)
```

```
MPI_INIT_THREAD(REQUIRED, PROVIDED, IERROR)
INTEGER REQUIRED, PROVIDED, IERROR
```

```
int MPI::Init_thread(int& argc, char**& argv, int required)
```

```
int MPI::Init_thread(int required)
```

Advice to users. In C and C++, the passing of `argc` and `argv` is optional. In C, this is accomplished by passing the appropriate null pointer. In C++, this is accomplished with two separate bindings to cover these two cases. This is as with `MPI_INIT` as discussed in Section 8.7. (*End of advice to users.*)

This call initializes MPI in the same way that a call to `MPI_INIT` would. In addition, it initializes the thread environment. The argument `required` is used to specify the desired level of thread support. The possible values are listed in increasing order of thread support.

`MPI_THREAD_SINGLE` Only one thread will execute.

`MPI_THREAD_FUNNELED` The process may be multi-threaded, but the application must ensure that only the main thread makes MPI calls (for the definition of main thread, see `MPI_IS_THREAD_MAIN` on page 370).

`MPI_WAIT{ANY|SOME|ALL}` may be blocked without having nullified its request(s) so it becomes the user's responsibility to avoid using the same request in an `MPI_WAIT` on another thread. This constraint also simplifies implementation, as only one thread will be blocked on any communication or I/O event. (*End of rationale.*)

Probe A receive call that uses source and tag values returned by a preceding call to `MPI_PROBE` or `MPI_IPROBE` will receive the message matched by the probe call only if there was no other matching receive after the probe and before that receive. In a multi-threaded environment, it is up to the user to enforce this condition using suitable mutual exclusion logic. This can be enforced by making sure that each communicator is used by only one thread on each process.

Collective calls Matching of collective calls on a communicator, window, or file handle is done according to the order in which the calls are issued at each process. If concurrent threads issue such calls on the same communicator, window or file handle, it is up to the user to make sure the calls are correctly ordered, using interthread synchronization.

Advice to users. With three concurrent threads in each MPI process of a communicator `comm`, it is allowed that thread A in each MPI process calls a collective operation on `comm`, thread B calls a file operation on an existing filehandle that was formerly opened on `comm`, and thread C invokes one-sided operations on an existing window handle that was also formerly created on `comm`. (*End of advice to users.*)

Rationale. As already specified in `MPI_FILE_OPEN` and `MPI_WIN_CREATE`, a file handle and a window handle inherit only the group of processes of the underlying communicator, but not the communicator itself. Accesses to communicators, window handles and file handles cannot affect one another. (*End of rationale.*)

Advice to implementors. Advice to implementors. If the implementation of file or window operations internally uses MPI communication then a duplicated communicator may be cached on the file or window object. (*End of advice to implementors.*)

Exception handlers An exception handler does not necessarily execute in the context of the thread that made the exception-raising MPI call; the exception handler may be executed by a thread that is distinct from the thread that will return the error code.

Rationale. The MPI implementation may be multithreaded, so that part of the communication protocol may execute on a thread that is distinct from the thread that made the MPI call. The design allows the exception handler to be executed on the thread where the exception occurred. (*End of rationale.*)

Interaction with signals and cancellations The outcome is undefined if a thread that executes an MPI call is cancelled (by another thread), or if a thread catches a signal while executing an MPI call. However, a thread of an MPI process may terminate, and may catch signals or be cancelled by another thread when not executing MPI calls.

```

1      ...
2      /* see if done */
3      ...
4      }
5      user_end_op(libh_a);
6      user_end_op(libh_b);
7
8      uninit_user_lib(libh_a);
9      uninit_user_lib(libh_b);
10     MPI_Finalize();
11     }

```

The user library initialization code:

```

14     void init_user_lib(MPI_Comm comm, user_lib_t **handle)
15     {
16         user_lib_t *save;
17
18         user_lib_initsave(&save); /* local */
19         MPI_Comm_dup(comm, &(save -> comm));
20
21         /* other inits */
22         ...
23
24         *handle = save;
25     }

```

User start-up code:

```

28     void user_start_op(user_lib_t *handle, void *data)
29     {
30         MPI_Irecv( ..., handle->comm, &(handle -> irecv_handle) );
31         MPI_Isend( ..., handle->comm, &(handle -> isend_handle) );
32     }

```

User communication clean-up code:

```

34     void user_end_op(user_lib_t *handle)
35     {
36         MPI_Status status;
37         MPI_Wait(handle -> isend_handle, &status);
38         MPI_Wait(handle -> irecv_handle, &status);
39     }

```

User object clean-up code:

```

44     void uninit_user_lib(user_lib_t *handle)
45     {
46         MPI_Comm_free(&(handle -> comm));
47         free(handle);
48     }

```

6.5.6 Library Example #2

The main program:

```

main(int argc, char **argv)
{
    int ma, mb;
    MPI_Group MPI_GROUP_WORLD, group_a, group_b;
    MPI_Comm comm_a, comm_b;

    static int list_a[] = {0, 1};
    #if defined(EXAMPLE_2B) | defined(EXAMPLE_2C)
        static int list_b[] = {0, 2, 3};
    #else/* EXAMPLE_2A */
        static int list_b[] = {0, 2};
    #endif
    int size_list_a = sizeof(list_a)/sizeof(int);
    int size_list_b = sizeof(list_b)/sizeof(int);

    ...
    MPI_Init(&argc, &argv);
    MPI_Comm_group(MPI_COMM_WORLD, &MPI_GROUP_WORLD);

    MPI_Group_incl(MPI_GROUP_WORLD, size_list_a, list_a, &group_a);
    MPI_Group_incl(MPI_GROUP_WORLD, size_list_b, list_b, &group_b);

    MPI_Comm_create(MPI_COMM_WORLD, group_a, &comm_a);
    MPI_Comm_create(MPI_COMM_WORLD, group_b, &comm_b);

    if(comm_a != MPI_COMM_NULL)
        MPI_Comm_rank(comm_a, &ma);
    if(comm_b != MPI_COMM_NULL)
        MPI_Comm_rank(comm_b, &mb);

    if(comm_a != MPI_COMM_NULL)
        lib_call(comm_a);

    if(comm_b != MPI_COMM_NULL)
    {
        lib_call(comm_b);
        lib_call(comm_b);
    }

    if(comm_a != MPI_COMM_NULL)
        MPI_Comm_free(&comm_a);
    if(comm_b != MPI_COMM_NULL)
        MPI_Comm_free(&comm_b);
    MPI_Group_free(&group_a);
    MPI_Group_free(&group_b);

```

1
2
3
4
5
6
7
8
9
10
11
12
13
14
15
16
17
18
19
20
21
22
23
24
25
26
27
28
29
30
31
32
33
34
35
36
37
38
39
40
41
42
43
44
45
46
47
48

2. Blocking MPI calls will block the calling thread only, allowing another thread to execute, if available. The calling thread will be blocked until the event on which it is waiting occurs. Once the blocked communication is enabled and can proceed, then the call will complete and the thread will be marked runnable, within a finite time. A blocked thread will not prevent progress of other runnable threads on the same process, and will not prevent them from executing MPI calls.

Example 12.2 Process 0 consists of two threads. The first thread executes a blocking send call `MPI_Send(buff1, count, type, 0, 0, comm)`, whereas the second thread executes a blocking receive call `MPI_Recv(buff2, count, type, 0, 0, comm, &status)`, i.e., the first thread sends a message that is received by the second thread. This communication should always succeed. According to the first requirement, the execution will correspond to some interleaving of the two calls. According to the second requirement, a call can only block the calling thread and cannot prevent progress of the other thread. If the send call went ahead of the receive call, then the sending thread may block, but this will not prevent the receiving thread from executing. Thus, the receive call will occur. Once both calls occur, the communication is enabled and both calls will complete. On the other hand, a single-threaded process that posts a send, followed by a matching receive, may deadlock. The progress requirement for multithreaded implementations is stronger, as a blocked call cannot prevent progress in other threads.

Advice to implementors. MPI calls can be made thread-safe by executing only one at a time, e.g., by protecting MPI code with one process-global lock. However, blocked operations cannot hold the lock, as this would prevent progress of other threads in the process. The lock is held only for the duration of an atomic, locally-completing suboperation such as posting a send or completing a send, and is released in between. Finer locks can provide more concurrency, at the expense of higher locking overheads. Concurrency can also be achieved by having some of the MPI protocol executed by separate server threads. (*End of advice to implementors.*)

12.4.2 Clarifications

Initialization and Completion The call to `MPI_FINALIZE` should occur on the same thread that initialized MPI. We call this thread the **main thread**. The call should occur only after all the process threads have completed their MPI calls, and have no pending communications or I/O operations.

Rationale. This constraint simplifies implementation. (*End of rationale.*)

Multiple threads completing the same request. A program where two threads block, waiting on the same request, is erroneous. Similarly, the same request cannot appear in the array of requests of two concurrent `MPI_{WAIT|TEST}_{ANY|SOME|ALL}` calls. In MPI, a request can only be completed once. Any combination of wait or test which violates this rule is erroneous.

Rationale. This is consistent with the view that a multithreaded execution corresponds to an interleaving of the MPI calls. In a single threaded implementation, once a wait is posted on a request the request handle will be nullified before it is possible to post a second wait on the same handle. With threads, an

1
2
3
4
5
6
7
8
9
10
11
12
13
14
15
16
17
18
19
20
21
22
23
24
25
26
27
28
29
30
31
32
33
34
35
36
37
38
39
40
41
42
43
44
45
46
47
48

LOGICAL FLAG

```
void MPI::Status::Set_cancelled(bool flag)
```

If `flag` is set to true then a subsequent call to `MPI_TEST_CANCELLED(status, flag)` will also return `flag = true`, otherwise it will return false.

Advice to users. Users are advised not to reuse the status fields for values other than those for which they were intended. Doing so may lead to unexpected results when using the status object. For example, calling `MPI_GET_ELEMENTS` may cause an error if the value is out of range or it may be impossible to detect such an error. The `extra_state` argument provided with a generalized request can be used to return information that does not logically belong in status. Furthermore, modifying the values in a status set internally by MPI, e.g., `MPI_RECV`, may lead to unpredictable results and is strongly discouraged. (*End of advice to users.*)

12.4 MPI and Threads

This section specifies the interaction between MPI calls and threads. The section lists minimal requirements for **thread compliant** MPI implementations and defines functions that can be used for initializing the thread environment. MPI may be implemented in environments where threads are not supported or perform poorly. Therefore, it is not required that all MPI implementations fulfill all the requirements specified in this section.

This section generally assumes a thread package similar to POSIX threads [29], but the syntax and semantics of thread calls are not specified here — these are beyond the scope of this document.

12.4.1 General

In a thread-compliant implementation, an MPI process is a process that may be multi-threaded. Each thread can issue MPI calls; however, threads are not separately addressable: a rank in a send or receive call identifies a process, not a thread. A message sent to a process can be received by any thread in this process.

Rationale. This model corresponds to the POSIX model of interprocess communication: the fact that a process is multi-threaded, rather than single-threaded, does not affect the external interface of this process. MPI implementations where MPI ‘processes’ are POSIX threads inside a single POSIX process are not thread-compliant by this definition (indeed, their “processes” are single-threaded). (*End of rationale.*)

Advice to users. It is the user’s responsibility to prevent races when threads within the same application post conflicting communication calls. The user can make sure that two threads in the same process will not issue conflicting communication calls by using distinct communicators at each thread. (*End of advice to users.*)

The two main requirements for a thread-compliant implementation are listed below.

1. All MPI calls are *thread-safe*, i.e., two concurrently running threads may make MPI calls and the outcome will be as if the calls executed in some order, even if their execution is interleaved.

```
MPI_Group_free(&MPI_GROUP_WORLD);
MPI_Finalize();
}
```

The library:

```
void lib_call(MPI_Comm comm)
{
    int me, done = 0;
    MPI_Status status;
    MPI_Comm_rank(comm, &me);
    if(me == 0)
        while(!done)
        {
            MPI_Recv(..., MPI_ANY_SOURCE, MPI_ANY_TAG, comm, &status);
            ...
        }
    else
    {
        /* work */
        MPI_Send(..., 0, ARBITRARY_TAG, comm);
        ....
    }
}
#ifdef EXAMPLE_2C
    /* include (resp, exclude) for safety (resp, no safety): */
    MPI_Barrier(comm);
#endif
}
```

The above example is really three examples, depending on whether or not one includes rank 3 in `list_b`, and whether or not a `synchronize` is included in `lib_call`. This example illustrates that, despite contexts, subsequent calls to `lib_call` with the same context need not be safe from one another (colloquially, “back-masking”). Safety is realized if the `MPI_Barrier` is added. What this demonstrates is that libraries have to be written carefully, even with contexts. When rank 3 is excluded, then the `synchronize` is not needed to get safety from back masking.

Algorithms like “reduce” and “allreduce” have strong enough source selectivity properties so that they are inherently okay (no backmasking), provided that MPI provides basic guarantees. So are multiple calls to a typical tree-broadcast algorithm with the same root or different roots (see [45]). Here we rely on two guarantees of MPI: pairwise ordering of messages between processes in the same context, and source selectivity — deleting either feature removes the guarantee that backmasking cannot be required.

Algorithms that try to do non-deterministic broadcasts or other calls that include wildcard operations will not generally have the good properties of the deterministic implementations of “reduce,” “allreduce,” and “broadcast.” Such algorithms would have to utilize the monotonically increasing tags (within a communicator scope) to keep things straight.

All of the foregoing is a supposition of “collective calls” implemented with point-to-point operations. MPI implementations may or may not implement collective calls using point-to-point operations. These algorithms are used to illustrate the issues of correctness and safety, independent of how MPI implements its collective calls. See also Section 6.9.

6.6 Inter-Communication

This section introduces the concept of inter-communication and describes the portions of MPI that support it. It describes support for writing programs that contain user-level servers.

All communication described thus far has involved communication between processes that are members of the same group. This type of communication is called “intra-communication” and the communicator used is called an “intra-communicator,” as we have noted earlier in the chapter.

In modular and multi-disciplinary applications, different process groups execute distinct modules and processes within different modules communicate with one another in a pipeline or a more general module graph. In these applications, the most natural way for a process to specify a target process is by the rank of the target process within the target group. In applications that contain internal user-level servers, each server may be a process group that provides services to one or more clients, and each client may be a process group that uses the services of one or more servers. It is again most natural to specify the target process by rank within the target group in these applications. This type of communication is called “inter-communication” and the communicator used is called an “inter-communicator,” as introduced earlier.

An inter-communication is a point-to-point communication between processes in different groups. The group containing a process that initiates an inter-communication operation is called the “local group,” that is, the sender in a send and the receiver in a receive. The group containing the target process is called the “remote group,” that is, the receiver in a send and the sender in a receive. As in intra-communication, the target process is specified using a (communicator, rank) pair. Unlike intra-communication, the rank is relative to a second, remote group.

All inter-communicator constructors are blocking and require that the local and remote groups be disjoint.

Advice to users. The groups must be disjoint for several reasons. Primarily, this is the intent of the intercommunicators — to provide a communicator for communication between disjoint groups. This is reflected in the definition of `MPI_INTERCOMM_MERGE`, which allows the user to control the ranking of the processes in the created intracommunicator; this ranking makes little sense if the groups are not disjoint. In addition, the natural extension of collective operations to inter-communicators makes the most sense when the groups are disjoint. (*End of advice to users.*)

Here is a summary of the properties of inter-communication and inter-communicators:

- The syntax of point-to-point and collective communication is the same for both inter- and intra-communication. The same communicator can be used both for send and for receive operations.
- A target process is addressed by its rank in the remote group, both for sends and for receives.
- Communications using an inter-communicator are guaranteed not to conflict with any communications that use a different communicator.
- A communicator will provide either intra- or inter-communication, never both.

fields with meaningful value for a given request are defined in the sections with the new request.

Generalized requests raise additional considerations. Here, the user provides the functions to deal with the request. Unlike other MPI calls, the user needs to provide the information to be returned in status. The status argument is provided directly to the callback function where the status needs to be set. Users can directly set the values in 3 of the 5 status values. The count and cancel fields are opaque. To overcome this, these calls are provided:

```
MPI_STATUS_SET_ELEMENTS(status, datatype, count)
    INOUT  status          status with which to associate count (Status)
    IN     datatype       datatype associated with count (handle)
    IN     count          number of elements to associate with status (integer)
```

```
int MPI_Status_set_elements(MPI_Status *status, MPI_Datatype datatype,
                           int count)
```

```
MPI_STATUS_SET_ELEMENTS(STATUS, DATATYPE, COUNT, IERROR)
    INTEGER STATUS(MPI_STATUS_SIZE), DATATYPE, COUNT, IERROR
```

```
void MPI::Status::Set_elements(const MPI::Datatype& datatype, int count)
```

This call modifies the opaque part of `status` so that a call to `MPI_GET_ELEMENTS` will return `count`. `MPI_GET_COUNT` will return a compatible value.

Rationale. The number of elements is set instead of the count because the former can deal with a nonintegral number of datatypes. (*End of rationale.*)

A subsequent call to `MPI_GET_COUNT(status, datatype, count)` or to `MPI_GET_ELEMENTS(status, datatype, count)` must use a `datatype` argument that has the same type signature as the `datatype` argument that was used in the call to `MPI_STATUS_SET_ELEMENTS`.

Rationale. This is similar to the restriction that holds when `count` is set by a receive operation: in that case, the calls to `MPI_GET_COUNT` and `MPI_GET_ELEMENTS` must use a `datatype` with the same signature as the `datatype` used in the receive call. (*End of rationale.*)

```
MPI_STATUS_SET_CANCELLED(status, flag)
    INOUT  status          status with which to associate cancel flag (Status)
    IN     flag           if true indicates request was cancelled (logical)
```

```
int MPI_Status_set_cancelled(MPI_Status *status, int flag)
```

```
MPI_STATUS_SET_CANCELLED(STATUS, FLAG, IERROR)
    INTEGER STATUS(MPI_STATUS_SIZE), IERROR
```

```

1
2
3
4
5
6
7
8
9
10
11
12
13
14
15
16
17
18
19
20
21
22
23
24
25
26
27
28
29
30
31
32
33
34
35
36
37
38
39
40
41
42
43
44
45
46
47
48
int query_fn(void *extra_state, MPI_Status *status)
{
    /* always send just one int */
    MPI_Status_set_elements(status, MPI_INT, 1);
    /* can never cancel so always true */
    MPI_Status_set_cancelled(status, 0);
    /* choose not to return a value for this */
    status->MPI_SOURCE = MPI_UNDEFINED;
    /* tag has no meaning for this generalized request */
    status->MPI_TAG = MPI_UNDEFINED;
    /* this generalized request never fails */
    return MPI_SUCCESS;
}

int free_fn(void *extra_state)
{
    /* this generalized request does not need to do any freeing */
    /* as a result it never fails here */
    return MPI_SUCCESS;
}

int cancel_fn(void *extra_state, int complete)
{
    /* This generalized request does not support cancelling.
       Abort if not already done. If done then treat as if cancel failed.*/
    if (!complete) {
        fprintf(stderr,
            "Cannot cancel generalized request - aborting program\n");
        MPI_Abort(MPI_COMM_WORLD, 99);
    }
    return MPI_SUCCESS;
}

```

12.3 Associating Information with Status

MPI supports several different types of requests besides those for point-to-point operations. These range from MPI calls for I/O to generalized requests. It is desirable to allow these calls use the same request mechanism. This allows one to wait or test on different types of requests. However, `MPI_{TEST|WAIT}{ANY|SOME|ALL}` returns a status with information about the request. With the generalization of requests, one needs to define what information will be returned in the status object.

Each MPI call fills in the appropriate fields in the status object. Any unused fields will have undefined values. A call to `MPI_{TEST|WAIT}{ANY|SOME|ALL}` can modify any of the fields in the status object. Specifically, it can modify fields that are undefined. The

The routine `MPI_COMM_TEST_INTER` may be used to determine if a communicator is an inter- or intra-communicator. Inter-communicators can be used as arguments to some of the other communicator access routines. Inter-communicators cannot be used as input to some of the constructor routines for intra-communicators (for instance, `MPI_COMM_CREATE`).

Advice to implementors. For the purpose of point-to-point communication, communicators can be represented in each process by a tuple consisting of:

```

group
send_context
receive_context
source

```

For inter-communicators, **group** describes the remote group, and **source** is the rank of the process in the local group. For intra-communicators, **group** is the communicator group (remote=local), **source** is the rank of the process in this group, and **send context** and **receive context** are identical. A group can be represented by a rank-to-absolute-address translation table.

The inter-communicator cannot be discussed sensibly without considering processes in both the local and remote groups. Imagine a process **P** in group \mathcal{P} , which has an inter-communicator $C_{\mathcal{P}}$, and a process **Q** in group \mathcal{Q} , which has an inter-communicator $C_{\mathcal{Q}}$. Then

- $C_{\mathcal{P}}$.**group** describes the group \mathcal{Q} and $C_{\mathcal{Q}}$.**group** describes the group \mathcal{P} .
- $C_{\mathcal{P}}$.**send_context** = $C_{\mathcal{Q}}$.**receive_context** and the context is unique in \mathcal{Q} ;
 $C_{\mathcal{P}}$.**receive_context** = $C_{\mathcal{Q}}$.**send_context** and this context is unique in \mathcal{P} .
- $C_{\mathcal{P}}$.**source** is rank of **P** in \mathcal{P} and $C_{\mathcal{Q}}$.**source** is rank of **Q** in \mathcal{Q} .

Assume that **P** sends a message to **Q** using the inter-communicator. Then **P** uses the **group** table to find the absolute address of **Q**; **source** and **send_context** are appended to the message.

Assume that **Q** posts a receive with an explicit source argument using the inter-communicator. Then **Q** matches **receive_context** to the message context and source argument to the message source.

The same algorithm is appropriate for intra-communicators as well.

In order to support inter-communicator accessors and constructors, it is necessary to supplement this model with additional structures, that store information about the local communication group, and additional safe contexts. (*End of advice to implementors.*)

6.6.1 Inter-communicator Accessors

```

MPI_COMM_TEST_INTER(comm, flag)
IN      comm      communicator (handle)
OUT     flag      (logical)

```

```
int MPI_Comm_test_inter(MPI_Comm comm, int *flag)
MPI_COMM_TEST_INTER(COMM, FLAG, IERROR)
    INTEGER COMM, IERROR
    LOGICAL FLAG
```

```
bool MPI::Comm::Is_inter() const
```

This local routine allows the calling process to determine if a communicator is an inter-communicator or an intra-communicator. It returns true if it is an inter-communicator, otherwise false.

When an inter-communicator is used as an input argument to the communicator accessors described above under intra-communication, the following table describes behavior.

MPI_COMM_SIZE	returns the size of the local group.
MPI_COMM_GROUP	returns the local group.
MPI_COMM_RANK	returns the rank in the local group

Table 6.1: MPI_COMM_* Function Behavior (in Inter-Communication Mode)

Furthermore, the operation MPI_COMM_COMPARE is valid for inter-communicators. Both communicators must be either intra- or inter-communicators, or else MPI_UNEQUAL results. Both corresponding local and remote groups must compare correctly to get the results MPI_CONGRUENT and MPI_SIMILAR. In particular, it is possible for MPI_SIMILAR to result because either the local or remote groups were similar but not identical.

The following accessors provide consistent access to the remote group of an inter-communicator:

The following are all local operations.

```
MPI_COMM_REMOTE_SIZE(comm, size)
```

IN	comm	inter-communicator (handle)
OUT	size	number of processes in the remote group of comm (integer)

```
int MPI_Comm_remote_size(MPI_Comm comm, int *size)
```

```
MPI_COMM_REMOTE_SIZE(COMM, SIZE, IERROR)
    INTEGER COMM, SIZE, IERROR
```

```
int MPI::Intercomm::Get_remote_size() const
```

```
MPI_COMM_REMOTE_GROUP(comm, group)
```

IN	comm	inter-communicator (handle)
OUT	group	remote group corresponding to comm (handle)

```
int MPI_Comm_remote_group(MPI_Comm comm, MPI_Group *group)
```

```
int myreduce(MPI_Comm comm, int tag, int root,
             int valin, int *valout, MPI_Request *request)
{
    ARGS *args;
    pthread_t thread;

    /* start request */
    MPI_Grequest_start(query_fn, free_fn, cancel_fn, NULL, request);

    args = (ARGS*)malloc(sizeof(ARGS));
    args->comm = comm;
    args->tag = tag;
    args->root = root;
    args->valin = valin;
    args->valout = valout;
    args->request = *request;

    /* spawn thread to handle request */
    /* The availability of the pthread_create call is system dependent */
    pthread_create(&thread, NULL, reduce_thread, args);

    return MPI_SUCCESS;
}

/* thread code */
void* reduce_thread(void *ptr)
{
    int lchild, rchild, parent, lval, rval, val;
    MPI_Request req[2];
    ARGS *args;

    args = (ARGS*)ptr;

    /* compute left,right child and parent in tree; set
       to MPI_PROC_NULL if does not exist */
    /* code not shown */
    ...

    MPI_Irecv(&lval, 1, MPI_INT, lchild, args->tag, args->comm, &req[0]);
    MPI_Irecv(&rval, 1, MPI_INT, rchild, args->tag, args->comm, &req[1]);
    MPI_Waitall(2, req, MPI_STATUSES_IGNORE);
    val = lval + args->valin + rval;
    MPI_Send(&val, 1, MPI_INT, parent, args->tag, args->comm);
    if (parent == MPI_PROC_NULL) *(args->valout) = val;
    MPI_Grequest_complete((args->request));
    free(ptr);
    return(NULL);
}
```

can decide correctly when to put in the error field of status the returned error code.
(*End of advice to users.*)

```
MPI_GREQUEST_COMPLETE(request)
```

```
INOUT request generalized request (handle)
```

```
int MPI_Grequest_complete(MPI_Request request)
```

```
MPI_GREQUEST_COMPLETE(REQUEST, IERROR)
INTEGER REQUEST, IERROR
```

```
void MPI::Grequest::Complete()
```

The call informs MPI that the operations represented by the generalized request `request` are complete (see definitions in Section 2.4). A call to `MPI_WAIT(request, status)` will return and a call to `MPI_TEST(request, flag, status)` will return `flag=true` only after a call to `MPI_GREQUEST_COMPLETE` has declared that these operations are complete.

MPI imposes no restrictions on the code executed by the callback functions. However, new nonblocking operations should be defined so that the general semantic rules about MPI calls such as `MPI_TEST`, `MPI_REQUEST_FREE`, or `MPI_CANCEL` still hold. For example, all these calls are supposed to be local and nonblocking. Therefore, the callback functions `query_fn`, `free_fn`, or `cancel_fn` should invoke blocking MPI communication calls only if the context is such that these calls are guaranteed to return in finite time. Once `MPI_CANCEL` is invoked, the cancelled operation should complete in finite time, irrespective of the state of other processes (the operation has acquired “local” semantics). It should either succeed, or fail without side-effects. The user should guarantee these same properties for newly defined operations.

Advice to implementors. A call to `MPI_GREQUEST_COMPLETE` may unblock a blocked user process/thread. The MPI library should ensure that the blocked user computation will resume. (*End of advice to implementors.*)

12.2.1 Examples

Example 12.1 This example shows the code for a user-defined reduce operation on an `int` using a binary tree: each non-root node receives two messages, sums them, and sends them up. We assume that no status is returned and that the operation cannot be cancelled.

```
typedef struct {
    MPI_Comm comm;
    int tag;
    int root;
    int valin;
    int *valout;
    MPI_Request request;
} ARGS;
```

```
MPI_COMM_REMOTE_GROUP(COMM, GROUP, IERROR)
INTEGER COMM, GROUP, IERROR
MPI::Group MPI::Intercomm::Get_remote_group() const
```

Rationale. Symmetric access to both the local and remote groups of an inter-communicator is important, so this function, as well as `MPI_COMM_REMOTE_SIZE` have been provided. (*End of rationale.*)

6.6.2 Inter-communicator Operations

This section introduces four blocking inter-communicator operations.

`MPI_INTERCOMM_CREATE` is used to bind two intra-communicators into an inter-communicator; the function `MPI_INTERCOMM_MERGE` creates an intra-communicator by merging the local and remote groups of an inter-communicator. The functions `MPI_COMM_DUP` and `MPI_COMM_FREE`, introduced previously, duplicate and free an inter-communicator, respectively.

Overlap of local and remote groups that are bound into an inter-communicator is prohibited. If there is overlap, then the program is erroneous and is likely to deadlock. (If a process is multithreaded, and MPI calls block only a thread, rather than a process, then “dual membership” can be supported. It is then the user’s responsibility to make sure that calls on behalf of the two “roles” of a process are executed by two independent threads.)

The function `MPI_INTERCOMM_CREATE` can be used to create an inter-communicator from two existing intra-communicators, in the following situation: At least one selected member from each group (the “group leader”) has the ability to communicate with the selected member from the other group; that is, a “peer” communicator exists to which both leaders belong, and each leader knows the rank of the other leader in this peer communicator. Furthermore, members of each group know the rank of their leader.

Construction of an inter-communicator from two intra-communicators requires separate collective operations in the local group and in the remote group, as well as a point-to-point communication between a process in the local group and a process in the remote group.

In standard MPI implementations (with static process allocation at initialization), the `MPI_COMM_WORLD` communicator (or preferably a dedicated duplicate thereof) can be this peer communicator. For applications that have used `spawn` or `join`, it may be necessary to first create an intracommunicator to be used as peer.

The application topology functions described in Chapter 7 do not apply to inter-communicators. Users that require this capability should utilize `MPI_INTERCOMM_MERGE` to build an intra-communicator, then apply the graph or cartesian topology capabilities to that intra-communicator, creating an appropriate topology-oriented intra-communicator. Alternatively, it may be reasonable to devise one’s own application topology mechanisms for this case, without loss of generality.

```

MPI_INTERCOMM_CREATE(local_comm, local_leader, peer_comm, remote_leader, tag,
newintercomm)
    IN    local_comm          local intra-communicator (handle)
    IN    local_leader        rank of local group leader in local_comm (integer)
    IN    peer_comm           "peer" communicator; significant only at the
                             local_leader (handle)
    IN    remote_leader       rank of remote group leader in peer_comm; significant
                             only at the local_leader (integer)
    IN    tag                 "safe" tag (integer)
    OUT   newintercomm        new inter-communicator (handle)

int MPI_Intercomm_create(MPI_Comm local_comm, int local_leader,
                        MPI_Comm peer_comm, int remote_leader, int tag,
                        MPI_Comm *newintercomm)
MPI_INTERCOMM_CREATE(LOCAL_COMM, LOCAL_LEADER, PEER_COMM, REMOTE_LEADER,
TAG, NEWINTERCOMM, IERROR)
    INTEGER LOCAL_COMM, LOCAL_LEADER, PEER_COMM, REMOTE_LEADER, TAG,
    NEWINTERCOMM, IERROR
MPI::Intercomm MPI::Intracomm::Create_intercomm(int local_leader, const
MPI::Comm& peer_comm, int remote_leader, int tag) const

This call creates an inter-communicator. It is collective over the union of the local and
remote groups. Processes should provide identical local_comm and local_leader arguments
within each group. Wildcards are not permitted for remote_leader, local_leader, and tag.
This call uses point-to-point communication with communicator
peer_comm, and with tag tag between the leaders. Thus, care must be taken that there be
no pending communication on peer_comm that could interfere with this communication.

    Advice to users. We recommend using a dedicated peer communicator, such as a
    duplicate of MPI_COMM_WORLD, to avoid trouble with peer communicators. (End
    of advice to users.)

MPI_INTERCOMM_MERGE(intercomm, high, newintracomm)
    IN    intercomm          Inter-Communicator (handle)
    IN    high                (logical)
    OUT   newintracomm        new intra-communicator (handle)

int MPI_Intercomm_merge(MPI_Comm intercomm, int high,
                        MPI_Comm *newintracomm)
MPI_INTERCOMM_MERGE(INTERCOMM, HIGH, INTRACOMM, IERROR)
    INTEGER INTERCOMM, INTRACOMM, IERROR
    LOGICAL HIGH

```

calls MPI_REQUEST_FREE and MPI_GREQUEST_COMPLETE have occurred. The request is not deallocated until after free_fn completes. Note that free_fn will be invoked only once per request by a correct program.

Advice to users. Calling MPI_REQUEST_FREE(request) will cause the request handle to be set to MPI_REQUEST_NULL. This handle to the generalized request is no longer valid. However, user copies of this handle are valid until after free_fn completes since MPI does not deallocate the object until then. Since free_fn is not called until after MPI_GREQUEST_COMPLETE, the user copy of the handle can be used to make this call. Users should note that MPI will deallocate the object after free_fn executes. At this point, user copies of the request handle no longer point to a valid request. MPI will not set user copies to MPI_REQUEST_NULL in this case, so it is up to the user to avoid accessing this stale handle. This is a special case where MPI defers deallocating the object until a later time that is known by the user. (*End of advice to users.*)

In C, the cancel function is

```
typedef int MPI_Grequest_cancel_function(void *extra_state, int complete);
```

in Fortran

```

SUBROUTINE GREQUEST_CANCEL_FUNCTION(EXTRA_STATE, COMPLETE, IERROR)
    INTEGER IERROR
    INTEGER(KIND=MPI_ADDRESS_KIND) EXTRA_STATE
    LOGICAL COMPLETE

```

and in C++

```

typedef int MPI::Grequest::Cancel_function(void* extra_state,
    bool complete);

```

cancel_fn function is invoked to start the cancelation of a generalized request. It is called by MPI_CANCEL(request). MPI passes to the callback function complete=true if MPI_GREQUEST_COMPLETE was already called on the request, and complete=false otherwise.

All callback functions return an error code. The code is passed back and dealt with as appropriate for the error code by the MPI function that invoked the callback function. For example, if error codes are returned then the error code returned by the callback function will be returned by the MPI function that invoked the callback function. In the case of an MPI_{WAIT|TEST}_{ANY} call that invokes both query_fn and free_fn, the MPI call will return the error code returned by the last callback, namely free_fn. If one or more of the requests in a call to MPI_{WAIT|TEST}_{SOME|ALL} failed, then the MPI call will return MPI_ERR_IN_STATUS. In such a case, if the MPI call was passed an array of statuses, then MPI will return in each of the statuses that correspond to a completed generalized request the error code returned by the corresponding invocation of its free_fn callback function. However, if the MPI function was passed MPI_STATUSES_IGNORE, then the individual error codes returned by each callback functions will be lost.

Advice to users. query_fn must **not** set the error field of status since query_fn may be called by MPI_WAIT or MPI_TEST, in which case the error field of status should not change. The MPI library knows the "context" in which query_fn is invoked and

in Fortran

```
SUBROUTINE GREQUEST_QUERY_FUNCTION(EXTRA_STATE, STATUS, IERROR)
  INTEGER STATUS(MPI_STATUS_SIZE), IERROR
  INTEGER(KIND=MPI_ADDRESS_KIND) EXTRA_STATE
```

and in C++

```
typedef int MPI::Grequest::Query_function(void* extra_state,
  MPI::Status& status);
```

`query_fn` function computes the status that should be returned for the generalized request. The status also includes information about successful/unsuccesful cancellation of the request (result to be returned by `MPI_TEST_CANCELLED`).

`query_fn` callback is invoked by the `MPI_{WAIT|TEST}{ANY|SOME|ALL}` call that completed the generalized request associated with this callback. The callback function is also invoked by calls to `MPI_REQUEST_GET_STATUS`, if the request is complete when the call occurs. In both cases, the callback is passed a reference to the corresponding status variable passed by the user to the MPI call; the status set by the callback function is returned by the MPI call. If the user provided `MPI_STATUS_IGNORE` or `MPI_STATUSES_IGNORE` to the MPI function that causes `query_fn` to be called, then MPI will pass a valid status object to `query_fn`, and this status will be ignored upon return of the callback function. Note that `query_fn` is invoked only after `MPI_GREQUEST_COMPLETE` is called on the request; it may be invoked several times for the same generalized request, e.g., if the user calls `MPI_REQUEST_GET_STATUS` several times for this request. Note also that a call to `MPI_{WAIT|TEST}{SOME|ALL}` may cause multiple invocations of `query_fn` callback functions, one for each generalized request that is completed by the MPI call. The order of these invocations is not specified by MPI.

In C, the free function is

```
typedef int MPI_Grequest_free_function(void *extra_state);
```

and in Fortran

```
SUBROUTINE GREQUEST_FREE_FUNCTION(EXTRA_STATE, IERROR)
  INTEGER IERROR
  INTEGER(KIND=MPI_ADDRESS_KIND) EXTRA_STATE
```

and in C++

```
typedef int MPI::Grequest::Free_function(void* extra_state);
```

`free_fn` function is invoked to clean up user-allocated resources when the generalized request is freed.

`free_fn` callback is invoked by the `MPI_{WAIT|TEST}{ANY|SOME|ALL}` call that completed the generalized request associated with this callback. `free_fn` is invoked after the call to `query_fn` for the same request. However, if the MPI call completed multiple generalized requests, the order in which `free_fn` callback functions are invoked is not specified by MPI.

`free_fn` callback is also invoked for generalized requests that are freed by a call to `MPI_REQUEST_FREE` (no call to `MPI_{WAIT|TEST}{ANY|SOME|ALL}` will occur for such a request). In this case, the callback function will be called either in the MPI call `MPI_REQUEST_FREE(request)`, or in the MPI call `MPI_GREQUEST_COMPLETE(request)`, whichever happens last, i.e., in this case the actual freeing code is executed as soon as both

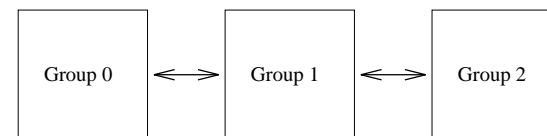


Figure 6.3: Three-group pipeline.

```
MPI::Intracomm MPI::Intercomm::Merge(bool high) const
```

This function creates an intra-communicator from the union of the two groups that are associated with `intercomm`. All processes should provide the same `high` value within each of the two groups. If processes in one group provided the value `high = false` and processes in the other group provided the value `high = true` then the union orders the “low” group before the “high” group. If all processes provided the same `high` argument then the order of the union is arbitrary. This call is blocking and collective within the union of the two groups.

The error handler on the new intercommunicator in each process is inherited from the communicator that contributes the local group. Note that this can result in different processes in the same communicator having different error handlers.

Advice to implementors. The implementation of `MPI_INTERCOMM_MERGE`, `MPI_COMM_FREE` and `MPI_COMM_DUP` are similar to the implementation of `MPI_INTERCOMM_CREATE`, except that contexts private to the input inter-communicator are used for communication between group leaders rather than contexts inside a bridge communicator. (*End of advice to implementors.*)

6.6.3 Inter-Communication Examples

Example 1: Three-Group “Pipeline”

Groups 0 and 1 communicate. Groups 1 and 2 communicate. Therefore, group 0 requires one inter-communicator, group 1 requires two inter-communicators, and group 2 requires 1 inter-communicator.

```
main(int argc, char **argv)
{
  MPI_Comm myComm; /* intra-communicator of local sub-group */
  MPI_Comm myFirstComm; /* inter-communicator */
  MPI_Comm mySecondComm; /* second inter-communicator (group 1 only) */
  int rank;

  MPI_Init(&argc, &argv);
  MPI_Comm_rank(MPI_COMM_WORLD, &rank);

  /* User code must generate membershipKey in the range [0, 1, 2] */
  membershipKey = rank % 3;
```


Chapter 12

External Interfaces

12.1 Introduction

This chapter begins with calls used to create **generalized requests**, which allow users to create new nonblocking operations with an interface similar to what is present in MPI. This can be used to layer new functionality on top of MPI. Next, Section 12.3 deals with setting the information found in `status`. This is needed for generalized requests.

The chapter continues, in Section 12.4, with a discussion of how threads are to be handled in MPI. Although thread compliance is not required, the standard specifies how threads are to work if they are provided.

12.2 Generalized Requests

The goal of generalized requests is to allow users to define new nonblocking operations. Such an outstanding nonblocking operation is represented by a (generalized) request. A fundamental property of nonblocking operations is that progress toward the completion of this operation occurs asynchronously, i.e., concurrently with normal program execution. Typically, this requires execution of code concurrently with the execution of the user code, e.g., in a separate thread or in a signal handler. Operating systems provide a variety of mechanisms in support of concurrent execution. MPI does not attempt to standardize or replace these mechanisms: it is assumed programmers who wish to define new asynchronous operations will use the mechanisms provided by the underlying operating system. Thus, the calls in this section only provide a means for defining the effect of MPI calls such as `MPI_WAIT` or `MPI_CANCEL` when they apply to generalized requests, and for signaling to MPI the completion of a generalized operation.

Rationale. It is tempting to also define an MPI standard mechanism for achieving concurrent execution of user-defined nonblocking operations. However, it is very difficult to define such a mechanism without consideration of the specific mechanisms used in the operating system. The Forum feels that concurrency mechanisms are a proper part of the underlying operating system and should not be standardized by MPI; the MPI standard should only deal with the interaction of such mechanisms with MPI. (*End of rationale.*)

For a regular request, the operation associated with the request is performed by the MPI implementation, and the operation completes without intervention by the application.

1
2
3
4
5
6
7
8
9
10
11
12
13
14
15
16
17
18
19
20
21
22
23
24
25
26
27
28
29
30
31
32
33
34
35
36
37
38
39
40
41
42
43
44
45
46
47
48

Example 2: Three-Group “Ring”

Groups 0 and 1 communicate. Groups 1 and 2 communicate. Groups 0 and 2 communicate. Therefore, each requires two inter-communicators.

```

1  main(int argc, char **argv)
2  {
3      MPI_Comm  myComm;      /* intra-communicator of local sub-group */
4      MPI_Comm  myFirstComm; /* inter-communicators */
5      MPI_Comm  mySecondComm;
6      MPI_Status status;
7      int membershipKey;
8      int rank;
9
10     MPI_Init(&argc, &argv);
11     MPI_Comm_rank(MPI_COMM_WORLD, &rank);
12     ...
13
14     /* User code must generate membershipKey in the range [0, 1, 2] */
15     membershipKey = rank % 3;
16
17     /* Build intra-communicator for local sub-group */
18     MPI_Comm_split(MPI_COMM_WORLD, membershipKey, rank, &myComm);
19
20     /* Build inter-communicators. Tags are hard-coded. */
21     if (membershipKey == 0)
22     {
23         /* Group 0 communicates with groups 1 and 2. */
24         MPI_Intercomm_create( myComm, 0, MPI_COMM_WORLD, 1,
25                               1, &myFirstComm);
26         MPI_Intercomm_create( myComm, 0, MPI_COMM_WORLD, 2,
27                               2, &mySecondComm);
28     }
29     else if (membershipKey == 1)
30     {
31         /* Group 1 communicates with groups 0 and 2. */
32         MPI_Intercomm_create( myComm, 0, MPI_COMM_WORLD, 0,
33                               1, &myFirstComm);
34         MPI_Intercomm_create( myComm, 0, MPI_COMM_WORLD, 2,
35                               12, &mySecondComm);
36     }
37     else if (membershipKey == 2)
38     {
39         /* Group 2 communicates with groups 0 and 1. */
40         MPI_Intercomm_create( myComm, 0, MPI_COMM_WORLD, 0,
41                               2, &myFirstComm);
42         MPI_Intercomm_create( myComm, 0, MPI_COMM_WORLD, 1,
43                               12, &mySecondComm);
44     }
45
46     /* Do some work ... */
47
48
```

```

    /* Then free communicators before terminating... */
    MPI_Comm_free(&myFirstComm);
    MPI_Comm_free(&mySecondComm);
    MPI_Comm_free(&myComm);
    MPI_Finalize();
}

```

Example 3: Building Name Service for Intercommunication

The following procedures exemplify the process by which a user could create name service for building intercommunicators via a rendezvous involving a server communicator, and a tag name selected by both groups.

After all MPI processes execute MPI_INIT, every process calls the example function, `init_server()`, defined below. Then, if the `new_world` returned is NULL, the process getting NULL is required to implement a server function, in a reactive loop, `Do_server()`. Everyone else just does their prescribed computation, using `new_world` as the new effective “global” communicator. One designated process calls `Undo_Server()` to get rid of the server when it is not needed any longer.

Features of this approach include:

- Support for multiple name servers
- Ability to scope the name servers to specific processes
- Ability to make such servers come and go as desired.

```

#define INIT_SERVER_TAG_1  666
#define UNDO_SERVER_TAG_1  777

static int server_key_val;

/* for attribute management for server_comm, copy callback: */
void handle_copy_fn(MPI_Comm *oldcomm, int *keyval, void *extra_state,
void *attribute_val_in, void **attribute_val_out, int *flag)
{
    /* copy the handle */
    *attribute_val_out = attribute_val_in;
    *flag = 1; /* indicate that copy to happen */
}

int Init_server(peer_comm, rank_of_server, server_comm, new_world)
MPI_Comm peer_comm;
int rank_of_server;
MPI_Comm *server_comm;
MPI_Comm *new_world; /* new effective world, sans server */
{
    MPI_Comm temp_comm, lone_comm;
    MPI_Group peer_group, temp_group;
    int rank_in_peer_comm, size, color, key = 0;

```

up-to-date value of this variable is in register. A get will not return the latest variable value, and a put may be overwritten when the register is stored back in memory.

The problem is illustrated by the following code:

Source of Process 1	Source of Process 2	Executed in Process 2
bbbb = 777	buff = 999	reg_A:=999
call MPI_WIN_FENCE	call MPI_WIN_FENCE	
call MPI_PUT(bbbb into buff of process 2)		stop appl. thread
		buff:=777 in PUT handler
		continue appl. thread
call MPI_WIN_FENCE	call MPI_WIN_FENCE	
	ccc = buff	ccc:=reg_A

In this example, variable `buff` is allocated in the register `reg_A` and therefore `ccc` will have the old value of `buff` and not the new value `777`.

This problem, which also afflicts in some cases send/receive communication, is discussed more at length in Section 16.2.2.

MPI implementations will avoid this problem for standard conforming C programs. Many Fortran compilers will avoid this problem, without disabling compiler optimizations. However, in order to avoid register coherence problems in a completely portable manner, users should restrict their use of RMA windows to variables stored in `COMMON` blocks, or to variables that were declared `VOLATILE` (while `VOLATILE` is not a standard Fortran declaration, it is supported by many Fortran compilers). Details and an additional solution are discussed in Section 16.2.2, “A Problem with Register Optimization,” on page 466. See also, “Problems Due to Data Copying and Sequence Association,” on page 463, for additional Fortran problems.

```

1      int peer_leader, peer_leader_rank_in_temp_comm;
2
3      MPI_Comm_rank(peer_comm, &rank_in_peer_comm);
4      MPI_Comm_size(peer_comm, &size);
5
6      if ((size < 2) || (0 > rank_of_server) || (rank_of_server >= size))
7          return (MPI_ERR_OTHER);
8
9      /* create two communicators, by splitting peer_comm
10     into the server process, and everyone else */
11
12     peer_leader = (rank_of_server + 1) % size; /* arbitrary choice */
13
14     if ((color = (rank_in_peer_comm == rank_of_server)))
15     {
16         MPI_Comm_split(peer_comm, color, key, &lone_comm);
17
18         MPI_Intercomm_create(lone_comm, 0, peer_comm, peer_leader,
19                             INIT_SERVER_TAG_1, server_comm);
20
21         MPI_Comm_free(&lone_comm);
22         *new_world = MPI_COMM_NULL;
23     }
24     else
25     {
26         MPI_Comm_Split(peer_comm, color, key, &temp_comm);
27
28         MPI_Comm_group(peer_comm, &peer_group);
29         MPI_Comm_group(temp_comm, &temp_group);
30         MPI_Group_translate_ranks(peer_group, 1, &peer_leader,
31 temp_group, &peer_leader_rank_in_temp_comm);
32
33         MPI_Intercomm_create(temp_comm, peer_leader_rank_in_temp_comm,
34                             peer_comm, rank_of_server,
35                             INIT_SERVER_TAG_1, server_comm);
36
37         /* attach new_world communication attribute to server_comm: */
38
39         /* CRITICAL SECTION FOR MULTITHREADING */
40         if(server_keyval == MPI_KEYVAL_INVALID)
41         {
42             /* acquire the process-local name for the server keyval */
43             MPI_keyval_create(handle_copy_fn, NULL,
44                             &server_keyval, NULL);
45         }
46
47         *new_world = temp_comm;
48

```

```

    /* Cache handle of intra-communicator on inter-communicator: */
    MPI_Attr_put(server_comm, server_keyval, (void *)(&new_world));
}

return (MPI_SUCCESS);
}

```

The actual server process would commit to running the following code:

```

int Do_server(server_comm)
MPI_Comm server_comm;
{
    void init_queue();
    int enqueue(), de_queue(); /* keep triplets of integers
                               for later matching (fns not shown) */

    MPI_Comm comm;
    MPI_Status status;
    int client_tag, client_source;
    int client_rank_in_new_world, pairs_rank_in_new_world;
    int buffer[10], count = 1;

    void *queue;
    init_queue(&queue);

    for (;;)
    {
        MPI_Recv(buffer, count, MPI_INT, MPI_ANY_SOURCE, MPI_ANY_TAG,
                server_comm, &status); /* accept from any client */

        /* determine client: */
        client_tag = status.MPI_TAG;
        client_source = status.MPI_SOURCE;
        client_rank_in_new_world = buffer[0];

        if (client_tag == UNDO_SERVER_TAG_1) /* client that
                                             terminates server */
        {
            while (de_queue(queue, MPI_ANY_TAG, &pairs_rank_in_new_world,
                            &pairs_rank_in_server))
                ;

            MPI_Comm_free(&server_comm);
            break;
        }

        if (de_queue(queue, client_tag, &pairs_rank_in_new_world,

```

1
2
3
4
5
6
7
8
9
10
11
12
13
14
15
16
17
18
19
20
21
22
23
24
25
26
27
28
29
30
31
32
33
34
35
36
37
38
39
40
41
42
43
44
45
46
47
48

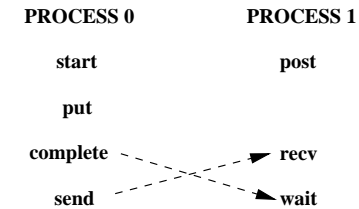


Figure 11.8: No deadlock

of process 1 blocks until process 0 calls complete, and the receive of process 0 blocks until process 1 calls send. Consider, on the other hand, the code illustrated in Figure 11.8. This code will not deadlock. Once process 1 calls post, then the sequence start, put, complete on process 0 can proceed to completion. Process 0 will reach the send call, allowing the receive call of process 1 to complete.

Rationale. MPI implementations must guarantee that a process makes progress on all enabled communications it participates in, while blocked on an MPI call. This is true for send-receive communication and applies to RMA communication as well. Thus, in the example in Figure 11.8, the put and complete calls of process 0 should complete while process 1 is blocked on the receive call. This may require the involvement of process 1, e.g., to transfer the data put, while it is blocked on the receive call.

A similar issue is whether such progress must occur while a process is busy computing, or blocked in a non-MPI call. Suppose that in the last example the send-receive pair is replaced by a write-to-socket/read-from-socket pair. Then MPI does not specify whether deadlock is avoided. Suppose that the blocking receive of process 1 is replaced by a very long compute loop. Then, according to one interpretation of the MPI standard, process 0 must return from the complete call after a bounded delay, even if process 1 does not reach any MPI call in this period of time. According to another interpretation, the complete call may block until process 1 reaches the wait call, or reaches another MPI call. The qualitative behavior is the same, under both interpretations, unless a process is caught in an infinite compute loop, in which case the difference may not matter. However, the quantitative expectations are different. Different MPI implementations reflect these different interpretations. While this ambiguity is unfortunate, it does not seem to affect many real codes. The MPI forum decided not to decide which interpretation of the standard is the correct one, since the issue is very contentious, and a decision would have much impact on implementors but less impact on users. (*End of rationale.*)

11.7.3 Registers and Compiler Optimizations

Advice to users. All the material in this section is an advice to users. (*End of advice to users.*)

A coherence problem exists between variables kept in registers and the memory value of these variables. An RMA call may access a variable in memory (or cache), while the

47
48

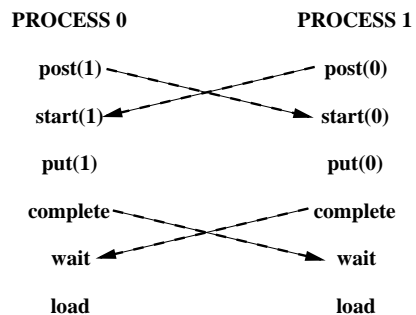


Figure 11.6: Symmetric communication

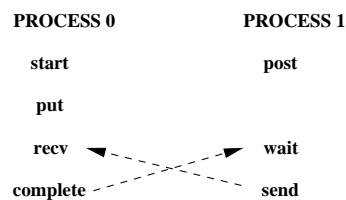


Figure 11.7: Deadlock situation

call is issued. Once the communication is enabled both at the origin and at the target, the communication must complete.

Consider the code fragment in Example 11.4, on page 339. Some of the calls may block if the target window is not posted. However, if the target window is posted, then the code fragment must complete. The data transfer may start as soon as the put call occur, but may be delayed until the ensuing complete call occurs.

Consider the code fragment in Example 11.5, on page 344. Some of the calls may block if another process holds a conflicting lock. However, if no conflicting lock is held, then the code fragment must complete.

Consider the code illustrated in Figure 11.6. Each process updates the window of the other process using a put operation, then accesses its own window. The post calls are nonblocking, and should complete. Once the post calls occur, RMA access to the windows is enabled, so that each process should complete the sequence of calls start-put-complete. Once these are done, the wait calls should complete at both processes. Thus, this communication should not deadlock, irrespective of the amount of data transferred.

Assume, in the last example, that the order of the post and start calls is reversed, at each process. Then, the code may deadlock, as each process may block on the start call, waiting for the matching post to occur. Similarly, the program will deadlock, if the order of the complete and wait calls is reversed, at each process.

The following two examples illustrate the fact that the synchronization between complete and wait is not symmetric: the wait call blocks until the complete executes, but not vice-versa. Consider the code illustrated in Figure 11.7. This code will deadlock: the wait

```

1
2
3
4
5
6
7
8
9
10
11
12
13
14
15
16
17
18
19
20
21
22
23
24
25
26
27
28
29
30
31
32
33
34
35
36
37
38
39
40
41
42
43
44
45
46
47
48

```

```

        &pairs_rank_in_server))
{
    /* matched pair with same tag, tell them
       about each other! */
    buffer[0] = pairs_rank_in_new_world;
    MPI_Send(buffer, 1, MPI_INT, client_src, client_tag,
             server_comm);

    buffer[0] = client_rank_in_new_world;
    MPI_Send(buffer, 1, MPI_INT, pairs_rank_in_server, client_tag,
             server_comm);
}
else
    enqueue(queue, client_tag, client_source,
           client_rank_in_new_world);
}
}

A particular process would be responsible for ending the server when it is no longer
needed. Its call to Undo_server would terminate server function.

int Undo_server(server_comm) /* example client that ends server */
MPI_Comm *server_comm;
{
    int buffer = 0;
    MPI_Send(&buffer, 1, MPI_INT, 0, UNDO_SERVER_TAG_1, *server_comm);
    MPI_Comm_free(server_comm);
}

The following is a blocking name-service for inter-communication, with same semantic
restrictions as MPI_Intercomm_create, but simplified syntax. It uses the functionality just
defined to create the name service.

int Intercomm_name_create(local_comm, server_comm, tag, comm)
MPI_Comm local_comm, server_comm;
int tag;
MPI_Comm *comm;
{
    int error;
    int found; /* attribute acquisition mgmt for new_world */
               /* comm in server_comm */

    void *val;

    MPI_Comm new_world;

    int buffer[10], rank;
    int local_leader = 0;

```

```

MPI_Attr_get(server_comm, server_keyval, &val, &found);
new_world = (MPI_Comm)val; /* retrieve cached handle */

MPI_Comm_rank(server_comm, &rank); /* rank in local group */

if (rank == local_leader)
{
    buffer[0] = rank;
    MPI_Send(&buffer, 1, MPI_INT, 0, tag, server_comm);
    MPI_Recv(&buffer, 1, MPI_INT, 0, tag, server_comm);
}

error = MPI_Intercomm_create(local_comm, local_leader, new_world,
                             buffer[0], tag, comm);

return(error);
}

```

6.7 Caching

MPI provides a “caching” facility that allows an application to attach arbitrary pieces of information, called **attributes**, to three kinds of MPI objects, communicators, windows and datatypes. More precisely, the caching facility allows a portable library to do the following:

- pass information between calls by associating it with an MPI intra- or inter-communicator, window or datatype,
- quickly retrieve that information, and
- be guaranteed that out-of-date information is never retrieved, even if the object is freed and its handle subsequently reused by MPI.

The caching capabilities, in some form, are required by built-in MPI routines such as collective communication and application topology. Defining an interface to these capabilities as part of the MPI standard is valuable because it permits routines like collective communication and application topologies to be implemented as portable code, and also because it makes MPI more extensible by allowing user-written routines to use standard MPI calling sequences.

Advice to users. The communicator `MPI_COMM_SELF` is a suitable choice for posting process-local attributes, via this attributing-caching mechanism. (*End of advice to users.*)

Rationale. In one extreme one can allow caching on all opaque handles. The other extreme is to only allow it on communicators. Caching has a cost associated with it and should only be allowed when it is clearly needed and the increased cost is modest. This is the reason that windows and datatypes were added but not other handles. (*End of rationale.*)

(with the exception of concurrent updates to the same location by accumulate calls). Locations accessed by get calls should not be updated while the window is posted.

With the post-start synchronization, the target process can tell the origin process that its window is now ready for RMA access; with the complete-wait synchronization, the origin process can tell the target process that it has finished its RMA accesses to the window.

lock: Updates to the window are protected by exclusive locks if they may conflict. Nonconflicting accesses (such as read-only accesses or accumulate accesses) are protected by shared locks, both for local accesses and for RMA accesses.

changing window or synchronization mode: One can change synchronization mode, or change the window used to access a location that belongs to two overlapping windows, when the process memory and the window copy are guaranteed to have the same values. This is true after a local call to `MPI_WIN_FENCE`, if RMA accesses to the window are synchronized with fences; after a local call to `MPI_WIN_WAIT`, if the accesses are synchronized with post-start-complete-wait; after the call at the origin (local or remote) to `MPI_WIN_UNLOCK` if the accesses are synchronized with locks.

In addition, a process should not access the local buffer of a get operation until the operation is complete, and should not update the local buffer of a put or accumulate operation until that operation is complete. (*End of advice to users.*)

11.7.1 Atomicity

The outcome of concurrent accumulates to the same location, with the same operation and predefined datatype, is as if the accumulates were done at that location in some serial order. On the other hand, if two locations are both updated by two accumulate calls, then the updates may occur in reverse order at the two locations. Thus, there is no guarantee that the entire call to `MPI_ACCUMULATE` is executed atomically. The effect of this lack of atomicity is limited: The previous correctness conditions imply that a location updated by a call to `MPI_ACCUMULATE`, cannot be accessed by load or an RMA call other than accumulate, until the `MPI_ACCUMULATE` call has completed (at the target). Different interleavings can lead to different results only to the extent that computer arithmetics are not truly associative or commutative.

11.7.2 Progress

One-sided communication has the same progress requirements as point-to-point communication: once a communication is enabled, then it is guaranteed to complete. RMA calls must have local semantics, except when required for synchronization with other RMA calls.

There is some fuzziness in the definition of the time when a RMA communication becomes enabled. This fuzziness provides to the implementor more flexibility than with point-to-point communication. Access to a target window becomes enabled once the corresponding synchronization (such as `MPI_WIN_FENCE` or `MPI_WIN_POST`) has executed. On the origin process, an RMA communication may become enabled as soon as the corresponding put, get or accumulate call has executed, or as late as when the ensuing synchronization

The rules above also define, by implication, when an update to a public window copy becomes visible in another overlapping public window copy. Consider, for example, two overlapping windows, `win1` and `win2`. A call to `MPI_WIN_FENCE(0, win1)` by the window owner makes visible in the process memory previous updates to window `win1` by remote processes. A subsequent call to `MPI_WIN_FENCE(0, win2)` makes these updates visible in the public copy of `win2`.

A correct program must obey the following rules.

1. A location in a window must not be accessed locally once an update to that location has started, until the update becomes visible in the private window copy in process memory.
2. A location in a window must not be accessed as a target of an RMA operation once an update to that location has started, until the update becomes visible in the public window copy. There is one exception to this rule, in the case where the same variable is updated by two concurrent accumulates that use the same operation, with the same predefined datatype, on the same window.
3. A put or accumulate must not access a target window once a local update or a put or accumulate update to another (overlapping) target window have started on a location in the target window, until the update becomes visible in the public copy of the window. Conversely, a local update in process memory to a location in a window must not start once a put or accumulate update to that target window has started, until the put or accumulate update becomes visible in process memory. In both cases, the restriction applies to operations even if they access disjoint locations in the window.

A program is erroneous if it violates these rules.

Rationale. The last constraint on correct RMA accesses may seem unduly restrictive, as it forbids concurrent accesses to nonoverlapping locations in a window. The reason for this constraint is that, on some architectures, explicit coherence restoring operations may be needed at synchronization points. A different operation may be needed for locations that were locally updated by stores and for locations that were remotely updated by put or accumulate operations. Without this constraint, the MPI library will have to track precisely which locations in a window were updated by a put or accumulate call. The additional overhead of maintaining such information is considered prohibitive. (*End of rationale.*)

Advice to users. A user can write correct programs by following the following rules:

fence: During each period between fence calls, each window is either updated by put or accumulate calls, or updated by local stores, but not both. Locations updated by put or accumulate calls should not be accessed during the same period (with the exception of concurrent updates to the same location by accumulate calls). Locations accessed by get calls should not be updated during the same period.

post-start-complete-wait: A window should not be updated locally while being posted, if it is being updated by put or accumulate calls. Locations updated by put or accumulate calls should not be accessed while the window is posted

One difficulty is the potential for size differences between Fortran integers and C pointers. To overcome this problem with attribute caching on communicators, functions are also given for this case. The functions to cache on datatypes and windows also address this issue. For a general discussion of the address size problem, see Section 16.3.6.

Advice to implementors. High-quality implementations should raise an error when a keyval that was created by a call to `MPI_XXX_CREATE_KEYVAL` is used with an object of the wrong type with a call to `MPI_YYY_GET_ATTR`, `MPI_YYY_SET_ATTR`, `MPI_YYY_DELETE_ATTR`, or `MPI_YYY_FREE_KEYVAL`. To do so, it is necessary to maintain, with each keyval, information on the type of the associated user function. (*End of advice to implementors.*)

6.7.1 Functionality

Attributes can be attached to communicators, windows, and datatypes. Attributes are local to the process and specific to the communicator to which they are attached. Attributes are not propagated by MPI from one communicator to another except when the communicator is duplicated using `MPI_COMM_DUP` (and even then the application must give specific permission through callback functions for the attribute to be copied).

Advice to users. Attributes in C are of type `void *`. Typically, such an attribute will be a pointer to a structure that contains further information, or a handle to an MPI object. In Fortran, attributes are of type `INTEGER`. Such attribute can be a handle to an MPI object, or just an integer-valued attribute. (*End of advice to users.*)

Advice to implementors. Attributes are scalar values, equal in size to, or larger than a C-language pointer. Attributes can always hold an MPI handle. (*End of advice to implementors.*)

The caching interface defined here requires that attributes be stored by MPI opaquely within a communicator, window, and datatype. Accessor functions include the following:

- obtain a key value (used to identify an attribute); the user specifies “callback” functions by which MPI informs the application when the communicator is destroyed or copied.
- store and retrieve the value of an attribute;

Advice to implementors. Caching and callback functions are only called synchronously, in response to explicit application requests. This avoids problems that result from repeated crossings between user and system space. (This synchronous calling rule is a general property of MPI.)

The choice of key values is under control of MPI. This allows MPI to optimize its implementation of attribute sets. It also avoids conflict between independent modules caching information on the same communicators.

A much smaller interface, consisting of just a callback facility, would allow the entire caching facility to be implemented by portable code. However, with the minimal callback interface, some form of table searching is implied by the need to handle arbitrary communicators. In contrast, the more complete interface defined here permits rapid

access to attributes through the use of pointers in communicators (to find the attribute table) and cleverly chosen key values (to retrieve individual attributes). In light of the efficiency “hit” inherent in the minimal interface, the more complete interface defined here is seen to be superior. (*End of advice to implementors.*)

MPI provides the following services related to caching. They are all process local.

6.7.2 Communicators

Functions for caching on communicators are:

```
MPI_COMM_CREATE_KEYVAL(comm_copy_attr_fn, comm_delete_attr_fn, comm_keyval,
extra_state)
```

IN	comm_copy_attr_fn	copy callback function for comm_keyval (function)
IN	comm_delete_attr_fn	delete callback function for comm_keyval (function)
OUT	comm_keyval	key value for future access (integer)
IN	extra_state	extra state for callback functions

```
int MPI_Comm_create_keyval(MPI_Comm_copy_attr_function *comm_copy_attr_fn,
MPI_Comm_delete_attr_function *comm_delete_attr_fn,
int *comm_keyval, void *extra_state)
```

```
MPI_COMM_CREATE_KEYVAL(COMM_COPY_ATTR_FN, COMM_DELETE_ATTR_FN, COMM_KEYVAL,
EXTRA_STATE, IERROR)
EXTERNAL COMM_COPY_ATTR_FN, COMM_DELETE_ATTR_FN
INTEGER COMM_KEYVAL, IERROR
INTEGER(KIND=MPI_ADDRESS_KIND) EXTRA_STATE
```

```
static int MPI::Comm::Create_keyval(MPI::Comm::Copy_attr_function*
comm_copy_attr_fn,
MPI::Comm::Delete_attr_function* comm_delete_attr_fn,
void* extra_state)
```

Generates a new attribute key. Keys are locally unique in a process, and opaque to user, though they are explicitly stored in integers. Once allocated, the key value can be used to associate attributes and access them on any locally defined communicator.

This function replaces `MPI_KEYVAL_CREATE`, whose use is deprecated. The C binding is identical. The Fortran binding differs in that `extra_state` is an address-sized integer. Also, the copy and delete callback functions have Fortran bindings that are consistent with address-sized attributes.

The C callback functions are:

```
typedef int MPI_Comm_copy_attr_function(MPI_Comm oldcomm, int comm_keyval,
void *extra_state, void *attribute_val_in,
void *attribute_val_out, int *flag);
and
typedef int MPI_Comm_delete_attr_function(MPI_Comm comm, int comm_keyval,
void *attribute_val, void *extra_state);
```

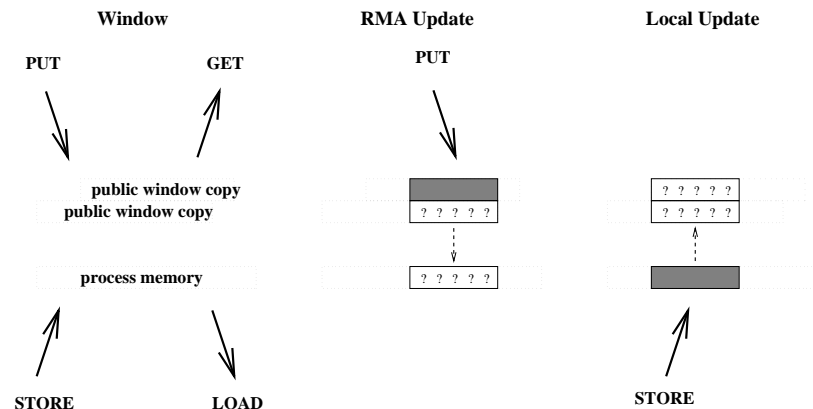


Figure 11.5: Schematic description of window

3. If an RMA operation is completed at the origin by a call to `MPI_WIN_COMPLETE` then the operation is completed at the target by the matching call to `MPI_WIN_WAIT` by the target process.
4. If an RMA operation is completed at the origin by a call to `MPI_WIN_UNLOCK` then the operation is completed at the target by that same call to `MPI_WIN_UNLOCK`.
5. An update of a location in a private window copy in process memory becomes visible in the public window copy at latest when an ensuing call to `MPI_WIN_POST`, `MPI_WIN_FENCE`, or `MPI_WIN_UNLOCK` is executed on that window by the window owner.
6. An update by a put or accumulate call to a public window copy becomes visible in the private copy in process memory at latest when an ensuing call to `MPI_WIN_WAIT`, `MPI_WIN_FENCE`, or `MPI_WIN_LOCK` is executed on that window by the window owner.

The `MPI_WIN_FENCE` or `MPI_WIN_WAIT` call that completes the transfer from public copy to private copy (6) is the same call that completes the put or accumulate operation in the window copy (2, 3). If a put or accumulate access was synchronized with a lock, then the update of the public window copy is complete as soon as the updating process executed `MPI_WIN_UNLOCK`. On the other hand, the update of private copy in the process memory may be delayed until the target process executes a synchronization call on that window (6). Thus, updates to process memory can always be delayed until the process executes a suitable synchronization call. Updates to a public window copy can also be delayed until the window owner executes a synchronization call, if fences or post-start-complete-wait synchronization is used. Only when lock synchronization is used does it become necessary to update the public window copy, even if the window owner does not execute any related synchronization call.

The default error handler associated with win is MPI_ERRORS_ARE_FATAL. Users may change this default by explicitly associating a new error handler with win (see Section 8.3, page 264).

11.6.2 Error Classes

The following error classes for one-sided communication are defined

MPI_ERR_WIN	invalid win argument
MPI_ERR_BASE	invalid base argument
MPI_ERR_SIZE	invalid size argument
MPI_ERR_DISP	invalid disp argument
MPI_ERR_LOCKTYPE	invalid locktype argument
MPI_ERR_ASSERT	invalid assert argument
MPI_ERR_RMA_CONFLICT	conflicting accesses to window
MPI_ERR_RMA_SYNC	wrong synchronization of RMA calls

Table 11.1: Error classes in one-sided communication routines

11.7 Semantics and Correctness

The semantics of RMA operations is best understood by assuming that the system maintains a separate *public* copy of each window, in addition to the original location in process memory (the *private* window copy). There is only one instance of each variable in process memory, but a distinct *public* copy of the variable for each window that contains it. A load accesses the instance in process memory (this includes MPI sends). A store accesses and updates the instance in process memory (this includes MPI receives), but the update may affect other public copies of the same locations. A get on a window accesses the public copy of that window. A put or accumulate on a window accesses and updates the public copy of that window, but the update may affect the private copy of the same locations in process memory, and public copies of other overlapping windows. This is illustrated in Figure 11.5.

The following rules specify the latest time at which an operation must complete at the origin or the target. The update performed by a get call in the origin process memory is visible when the get operation is complete at the origin (or earlier); the update performed by a put or accumulate call in the public copy of the target window is visible when the put or accumulate has completed at the target (or earlier). The rules also specify the latest time at which an update of one window copy becomes visible in another overlapping copy.

1. An RMA operation is completed at the origin by the ensuing call to MPI_WIN_COMPLETE, MPI_WIN_FENCE or MPI_WIN_UNLOCK that synchronizes this access at the origin.
2. If an RMA operation is completed at the origin by a call to MPI_WIN_FENCE then the operation is completed at the target by the matching call to MPI_WIN_FENCE by the target process.

which are the same as the MPI-1.1 calls but with a new name. The old names are deprecated.

The Fortran callback functions are:

```

SUBROUTINE COMM_COPY_ATTR_FN(OLDCOMM, COMM_KEYVAL, EXTRA_STATE,
    ATTRIBUTE_VAL_IN, ATTRIBUTE_VAL_OUT, FLAG, IERROR)
    INTEGER OLDCOMM, COMM_KEYVAL, IERROR
    INTEGER(KIND=MPI_ADDRESS_KIND) EXTRA_STATE, ATTRIBUTE_VAL_IN,
    ATTRIBUTE_VAL_OUT
    LOGICAL FLAG

```

and

```

SUBROUTINE COMM_DELETE_ATTR_FN(COMM, COMM_KEYVAL, ATTRIBUTE_VAL,
    EXTRA_STATE, IERROR)
    INTEGER COMM, COMM_KEYVAL, IERROR
    INTEGER(KIND=MPI_ADDRESS_KIND) ATTRIBUTE_VAL, EXTRA_STATE

```

The C++ callbacks are:

```

typedef int MPI::Comm::Copy_attr_function(const MPI::Comm& oldcomm,
    int comm_keyval, void* extra_state, void* attribute_val_in,
    void* attribute_val_out, bool& flag);

and

typedef int MPI::Comm::Delete_attr_function(MPI::Comm& comm,
    int comm_keyval, void* attribute_val, void* extra_state);

```

The comm_copy_attr_fn function is invoked when a communicator is duplicated by MPI_COMM_DUP. comm_copy_attr_fn should be of type MPI_Comm_copy_attr_function. The copy callback function is invoked for each key value in oldcomm in arbitrary order. Each call to the copy callback is made with a key value and its corresponding attribute. If it returns flag = 0, then the attribute is deleted in the duplicated communicator. Otherwise (flag = 1), the new attribute value is set to the value returned in attribute_val_out. The function returns MPI_SUCCESS on success and an error code on failure (in which case MPI_COMM_DUP will fail).

The argument comm_copy_attr_fn may be specified as MPI_COMM_NULL_COPY_FN or MPI_COMM_DUP_FN from either C, C++, or Fortran. MPI_COMM_NULL_COPY_FN is a function that does nothing other than returning flag = 0 and MPI_SUCCESS.

MPI_COMM_DUP_FN is a simple-minded copy function that sets flag = 1, returns the value of attribute_val_in in attribute_val_out, and returns MPI_SUCCESS. These replace the MPI-1 predefined callbacks MPI_NULL_COPY_FN and MPI_DUP_FN, whose use is deprecated.

Advice to users. Even though both formal arguments attribute_val_in and attribute_val_out are of type void *, their usage differs. The C copy function is passed by MPI in attribute_val_in the value of the attribute, and in attribute_val_out the address of the attribute, so as to allow the function to return the (new) attribute value. The use of type void * for both is to avoid messy type casts.

A valid copy function is one that completely duplicates the information by making a full duplicate copy of the data structures implied by an attribute; another might just make another reference to that data structure, while using a reference-count mechanism. Other types of attributes might not copy at all (they might be specific to oldcomm only). (*End of advice to users.*)

Advice to implementors. A C interface should be assumed for copy and delete functions associated with key values created in C; a Fortran calling interface should be assumed for key values created in Fortran. (*End of advice to implementors.*)

Analogous to `comm_copy_attr_fn` is a callback deletion function, defined as follows. The `comm_delete_attr_fn` function is invoked when a communicator is deleted by `MPI_COMM_FREE` or when a call is made explicitly to `MPI_COMM_DELETE_ATTR`. `comm_delete_attr_fn` should be of type `MPI_Comm_delete_attr_function`.

This function is called by `MPI_COMM_FREE`, `MPI_COMM_DELETE_ATTR`, and `MPI_COMM_SET_ATTR` to do whatever is needed to remove an attribute. The function returns `MPI_SUCCESS` on success and an error code on failure (in which case `MPI_COMM_FREE` will fail).

The argument `comm_delete_attr_fn` may be specified as `MPI_COMM_NULL_DELETE_FN` from either C, C++, or Fortran. `MPI_COMM_NULL_DELETE_FN` is a function that does nothing, other than returning `MPI_SUCCESS`. `MPI_COMM_NULL_DELETE_FN` replaces `MPI_NULL_DELETE_FN`, whose use is deprecated.

If an attribute copy function or attribute delete function returns other than `MPI_SUCCESS`, then the call that caused it to be invoked (for example, `MPI_COMM_FREE`), is erroneous.

The special key value `MPI_KEYVAL_INVALID` is never returned by `MPI_KEYVAL_CREATE`. Therefore, it can be used for static initialization of key values.

```
MPI_COMM_FREE_KEYVAL(comm_keyval)
```

```
INOUT comm_keyval key value (integer)
```

```
int MPI_Comm_free_keyval(int *comm_keyval)
```

```
MPI_COMM_FREE_KEYVAL(COMM_KEYVAL, IERROR)
INTEGER COMM_KEYVAL, IERROR
```

```
static void MPI::Comm::Free_keyval(int& comm_keyval)
```

Frees an extant attribute key. This function sets the value of `keyval` to `MPI_KEYVAL_INVALID`. Note that it is not erroneous to free an attribute key that is in use, because the actual free does not transpire until after all references (in other communicators on the process) to the key have been freed. These references need to be explicitly freed by the program, either via calls to `MPI_COMM_DELETE_ATTR` that free one attribute instance, or by calls to `MPI_COMM_FREE` that free all attribute instances associated with the freed communicator.

This call is identical to the MPI-1 call `MPI_KEYVAL_FREE` but is needed to match the new communicator-specific creation function. The use of `MPI_KEYVAL_FREE` is deprecated.

```
1 /* the barrier is needed because the start call inside the
2 loop uses the nocheck option */
3 while(!converged(A0, A1)){
4 /* communication on A0 and computation on A1 */
5 update2(A1, A0); /* local update of A1 that depends on A0 (and A1) */
6 MPI_Win_start(neighbors, MPI_MODE_NOCHECK, win0);
7 for(i=0; i < neighbors; i++)
8 MPI_Get(&tobuf0[i], 1, totype0[i], neighbor[i],
9 fromdisp0[i], 1, fromtype0[i], win0);
10 update1(A1); /* local update of A1 that is
11 concurrent with communication that updates A0 */
12 MPI_Win_post(neighbors, (MPI_MODE_NOCHECK | MPI_MODE_NOPUT), win1);
13 MPI_Win_complete(win0);
14 MPI_Win_wait(win0);
15
16 /* communication on A1 and computation on A0 */
17 update2(A0, A1); /* local update of A0 that depends on A1 (and A0)*/
18 MPI_Win_start(neighbors, MPI_MODE_NOCHECK, win1);
19 for(i=0; i < neighbors; i++)
20 MPI_Get(&tobuf1[i], 1, totype1[i], neighbor[i],
21 fromdisp1[i], 1, fromtype1[i], win1);
22 update1(A0); /* local update of A0 that depends on A0 only,
23 concurrent with communication that updates A1 */
24 if (!converged(A0,A1))
25 MPI_Win_post(neighbors, (MPI_MODE_NOCHECK | MPI_MODE_NOPUT), win0);
26 MPI_Win_complete(win1);
27 MPI_Win_wait(win1);
28 }
29
30
31
32
33
34
35
36
37
38
39
40
41
42
43
44
45
46
47
48
```

A process posts the local window associated with `win0` before it completes RMA accesses to the remote windows associated with `win1`. When the `wait(win1)` call returns, then all neighbors of the calling process have posted the windows associated with `win0`. Conversely, when the `wait(win0)` call returns, then all neighbors of the calling process have posted the windows associated with `win1`. Therefore, the `nocheck` option can be used with the calls to `MPI_WIN_START`.

Put calls can be used, instead of get calls, if the area of array `A0` (resp. `A1`) used by the `update(A1, A0)` (resp. `update(A0, A1)`) call is disjoint from the area modified by the RMA communication. On some systems, a put call may be more efficient than a get call, as it requires information exchange only in one direction.

11.6 Error Handling

11.6.1 Error Handlers

Errors occurring during calls to `MPI_WIN_CREATE(...comm,...)` cause the error handler currently associated with `comm` to be invoked. All other RMA calls have an input `win` argument. When an error occurs during such a call, the error handler currently associated with `win` is invoked.

```

        fromdisp[i], 1, fromtype[i], win);
update_core(A);
MPI_Win_fence(MPI_MODE_NOSUCCEED, win);
}

```

The get communication can be concurrent with the core update, since they do not access the same locations, and the local update of the origin buffer by the get call can be concurrent with the local update of the core by the `update_core` call. In order to get similar overlap with put communication we would need to use separate windows for the core and for the boundary. This is required because we do not allow local stores to be concurrent with puts on the same, or on overlapping, windows.

Example 11.8 Same code as in Example 11.6, rewritten using post-start-complete-wait.

```

...
while(!converged(A)){
    update(A);
    MPI_Win_post(fromgroup, 0, win);
    MPI_Win_start(togroup, 0, win);
    for(i=0; i < toneighbors; i++)
        MPI_Put(&frombuf[i], 1, fromtype[i], toneighbor[i],
               todisp[i], 1, totype[i], win);
    MPI_Win_complete(win);
    MPI_Win_wait(win);
}

```

Example 11.9 Same example, with split phases, as in Example 11.7.

```

...
while(!converged(A)){
    update_boundary(A);
    MPI_Win_post(togroup, MPI_MODE_NOPUT, win);
    MPI_Win_start(fromgroup, 0, win);
    for(i=0; i < fromneighbors; i++)
        MPI_Get(&tobuf[i], 1, totype[i], fromneighbor[i],
               fromdisp[i], 1, fromtype[i], win);
    update_core(A);
    MPI_Win_complete(win);
    MPI_Win_wait(win);
}

```

Example 11.10 A checkerboard, or double buffer communication pattern, that allows more computation/communication overlap. Array `A0` is updated using values of array `A1`, and vice versa. We assume that communication is symmetric: if process `A` gets data from process `B`, then process `B` gets data from process `A`. Window `wini` consists of array `Ai`.

```

...
if (!converged(A0,A1))
    MPI_Win_post(neighbors, (MPI_MODE_NOCHECK | MPI_MODE_NOPUT), win0);
MPI_Barrier(comm0);

```

```

1 MPI_COMM_SET_ATTR(comm, comm_keyval, attribute_val)
2
3 INOUT comm communicator from which attribute will be attached
4 (handle)
5 IN comm_keyval key value (integer)
6 IN attribute_val attribute value
7
8
9
10
11
12
13
14
15
16
17
18
19
20
21
22
23
24
25
26
27
28
29
30
31
32
33
34
35
36
37
38
39
40
41
42
43
44
45
46
47
48

```

```
int MPI_Comm_set_attr(MPI_Comm comm, int comm_keyval, void *attribute_val)
```

```

MPI_COMM_SET_ATTR(COMM, COMM_KEYVAL, ATTRIBUTE_VAL, IERROR)
INTEGER COMM, COMM_KEYVAL, IERROR
INTEGER(KIND=MPI_ADDRESS_KIND) ATTRIBUTE_VAL

```

```
void MPI::Comm::Set_attr(int comm_keyval, const void* attribute_val) const
```

This function stores the stipulated attribute value `attribute_val` for subsequent retrieval by `MPI_COMM_GET_ATTR`. If the value is already present, then the outcome is as if `MPI_COMM_DELETE_ATTR` was first called to delete the previous value (and the callback function `comm_delete_attr_fn` was executed), and a new value was next stored. The call is erroneous if there is no key with value `keyval`; in particular `MPI_KEYVAL_INVALID` is an erroneous key value. The call will fail if the `comm_delete_attr_fn` function returned an error code other than `MPI_SUCCESS`.

This function replaces `MPI_ATTR_PUT`, whose use is deprecated. The C binding is identical. The Fortran binding differs in that `attribute_val` is an address-sized integer.

```
MPI_COMM_GET_ATTR(comm, comm_keyval, attribute_val, flag)
```

```

IN comm communicator to which the attribute is attached (handle)
IN comm_keyval key value (integer)
OUT attribute_val attribute value, unless flag = false
OUT flag false if no attribute is associated with the key (logical)

```

```
int MPI_Comm_get_attr(MPI_Comm comm, int comm_keyval, void *attribute_val,
                      int *flag)
```

```

MPI_COMM_GET_ATTR(COMM, COMM_KEYVAL, ATTRIBUTE_VAL, FLAG, IERROR)
INTEGER COMM, COMM_KEYVAL, IERROR
INTEGER(KIND=MPI_ADDRESS_KIND) ATTRIBUTE_VAL
LOGICAL FLAG

```

```
bool MPI::Comm::Get_attr(int comm_keyval, void* attribute_val) const
```

Retrieves attribute value by key. The call is erroneous if there is no key with value `keyval`. On the other hand, the call is correct if the key value exists, but no attribute is attached on `comm` for that key; in such case, the call returns `flag = false`. In particular `MPI_KEYVAL_INVALID` is an erroneous key value.

Advice to users. The call to `MPI_Comm_set_attr` passes in `attribute_val` the *value* of the attribute; the call to `MPI_Comm_get_attr` passes in `attribute_val` the *address* of the

location where the attribute value is to be returned. Thus, if the attribute value itself is a pointer of type void*, then the actual attribute_val parameter to MPI_Comm_set_attr will be of type void* and the actual attribute_val parameter to MPI_Comm_get_attr will be of type void**. (*End of advice to users.*)

Rationale. The use of a formal parameter attribute_val or type void* (rather than void**) avoids the messy type casting that would be needed if the attribute value is declared with a type other than void*. (*End of rationale.*)

This function replaces MPI_ATTR_GET, whose use is deprecated. The C binding is identical. The Fortran binding differs in that attribute_val is an address-sized integer.

MPI_COMM_DELETE_ATTR(comm, comm_keyval)

INOUT	comm	communicator from which the attribute is deleted (handle)
IN	comm_keyval	key value (integer)

```
int MPI_Comm_delete_attr(MPI_Comm comm, int comm_keyval)
```

```
MPI_COMM_DELETE_ATTR(COMM, COMM_KEYVAL, IERROR)
    INTEGER COMM, COMM_KEYVAL, IERROR
```

```
void MPI::Comm::Delete_attr(int comm_keyval)
```

Delete attribute from cache by key. This function invokes the attribute delete function comm_delete_attr_fn specified when the keyval was created. The call will fail if the comm_delete_attr_fn function returns an error code other than MPI_SUCCESS.

Whenever a communicator is replicated using the function MPI_COMM_DUP, all callback copy functions for attributes that are currently set are invoked (in arbitrary order). Whenever a communicator is deleted using the function MPI_COMM_FREE all callback delete functions for attributes that are currently set are invoked.

This function is the same as MPI_ATTR_DELETE but is needed to match the new communicator specific functions. The use of MPI_ATTR_DELETE is deprecated.

6.7.3 Windows

The new functions for caching on windows are:

MPI_MODE_NOCHECK — no other process holds, or will attempt to acquire a conflicting lock, while the caller holds the window lock. This is useful when mutual exclusion is achieved by other means, but the coherence operations that may be attached to the lock and unlock calls are still required.

Advice to users. Note that the nostore and noprecede flags provide information on what happened *before* the call; the noput and nosucceed flags provide information on what will happen *after* the call. (*End of advice to users.*)

11.4.5 Miscellaneous Clarifications

Once an RMA routine completes, it is safe to free any opaque objects passed as argument to that routine. For example, the datatype argument of a MPI_PUT call can be freed as soon as the call returns, even though the communication may not be complete.

As in message-passing, datatypes must be committed before they can be used in RMA communication.

11.5 Examples

Example 11.6 The following example shows a generic loosely synchronous, iterative code, using fence synchronization. The window at each process consists of array A, which contains the origin and target buffers of the put calls.

```
...
while(!converged(A)){
    update(A);
    MPI_Win_fence(MPI_MODE_NOPRECEDE, win);
    for(i=0; i < toneighbors; i++)
        MPI_Put(&frombuf[i], 1, fromtype[i], toneighbor[i],
               todisp[i], 1, totype[i], win);
    MPI_Win_fence((MPI_MODE_NOSTORE | MPI_MODE_NOSUCCEED), win);
}
```

The same code could be written with get, rather than put. Note that, during the communication phase, each window is concurrently read (as origin buffer of puts) and written (as target buffer of puts). This is OK, provided that there is no overlap between the target buffer of a put and another communication buffer.

Example 11.7 Same generic example, with more computation/communication overlap. We assume that the update phase is broken in two subphases: the first, where the “boundary,” which is involved in communication, is updated, and the second, where the “core,” which neither use nor provide communicated data, is updated.

```
...
while(!converged(A)){
    update_boundary(A);
    MPI_Win_fence((MPI_MODE_NOPUT | MPI_MODE_NOPRECEDE), win);
    for(i=0; i < fromneighbors; i++)
        MPI_Get(&tobuf[i], 1, totype[i], fromneighbor[i],
```


assert is the bit-vector OR of zero or more of the following integer constants: MPI_MODE_NOCHECK, MPI_MODE_NOSTORE, MPI_MODE_NOPUT, MPI_MODE_NOPRECEDE and MPI_MODE_NOSUCCEED. The significant options are listed below, for each call.

Advice to users. C/C++ users can use bit vector or (|) to combine these constants; Fortran 90 users can use the bit-vector IOR intrinsic. Fortran 77 users can use (non-portably) bit vector IOR on systems that support it. Alternatively, Fortran users can portably use integer addition to OR the constants (each constant should appear at most once in the addition!). (*End of advice to users.*)

MPI_WIN_START:

MPI_MODE_NOCHECK — the matching calls to MPI_WIN_POST have already completed on all target processes when the call to MPI_WIN_START is made. The nocheck option can be specified in a start call if and only if it is specified in each matching post call. This is similar to the optimization of “ready-send” that may save a handshake when the handshake is implicit in the code. (However, ready-send is matched by a regular receive, whereas both start and post must specify the nocheck option.)

MPI_WIN_POST:

MPI_MODE_NOCHECK — the matching calls to MPI_WIN_START have not yet occurred on any origin processes when the call to MPI_WIN_POST is made. The nocheck option can be specified by a post call if and only if it is specified by each matching start call.

MPI_MODE_NOSTORE — the local window was not updated by local stores (or local get or receive calls) since last synchronization. This may avoid the need for cache synchronization at the post call.

MPI_MODE_NOPUT — the local window will not be updated by put or accumulate calls after the post call, until the ensuing (wait) synchronization. This may avoid the need for cache synchronization at the wait call.

MPI_WIN_FENCE:

MPI_MODE_NOSTORE — the local window was not updated by local stores (or local get or receive calls) since last synchronization.

MPI_MODE_NOPUT — the local window will not be updated by put or accumulate calls after the fence call, until the ensuing (fence) synchronization.

MPI_MODE_NOPRECEDE — the fence does not complete any sequence of locally issued RMA calls. If this assertion is given by any process in the window group, then it must be given by all processes in the group.

MPI_MODE_NOSUCCEED — the fence does not start any sequence of locally issued RMA calls. If the assertion is given by any process in the window group, then it must be given by all processes in the group.

MPI_WIN_LOCK:

```

1 MPI_WIN_CREATE_KEYVAL(win_copy_attr_fn, win_delete_attr_fn, win_keyval, extra_state)
2
3
4 IN win_copy_attr_fn copy callback function for win_keyval (function)
5
6 IN win_delete_attr_fn delete callback function for win_keyval (function)
7
8 OUT win_keyval key value for future access (integer)
9
10 IN extra_state extra state for callback functions

```

```

11 int MPI_Win_create_keyval(MPI_Win_copy_attr_function *win_copy_attr_fn,
12 MPI_Win_delete_attr_function *win_delete_attr_fn,
13 int *win_keyval, void *extra_state)

```

```

14 MPI_WIN_CREATE_KEYVAL(WIN_COPY_ATTR_FN, WIN_DELETE_ATTR_FN, WIN_KEYVAL,
15 EXTRA_STATE, IERROR)
16 EXTERNAL WIN_COPY_ATTR_FN, WIN_DELETE_ATTR_FN
17 INTEGER WIN_KEYVAL, IERROR
18 INTEGER(KIND=MPI_ADDRESS_KIND) EXTRA_STATE

```

```

19 static int MPI::Win::Create_keyval(MPI::Win::Copy_attr_function*
20 win_copy_attr_fn,
21 MPI::Win::Delete_attr_function* win_delete_attr_fn,
22 void* extra_state)

```

The argument win_copy_attr_fn may be specified as MPI_WIN_NULL_COPY_FN or MPI_WIN_DUP_FN from either C, C++, or Fortran. MPI_WIN_NULL_COPY_FN is a function that does nothing other than returning flag = 0 and MPI_SUCCESS. MPI_WIN_DUP_FN is a simple-minded copy function that sets flag = 1, returns the value of attribute_val_in in attribute_val_out, and returns MPI_SUCCESS.

The argument win_delete_attr_fn may be specified as MPI_WIN_NULL_DELETE_FN from either C, C++, or Fortran. MPI_WIN_NULL_DELETE_FN is a function that does nothing, other than returning MPI_SUCCESS.

The C callback functions are:

```

31 typedef int MPI_Win_copy_attr_function(MPI_Win oldwin, int win_keyval,
32 void *extra_state, void *attribute_val_in,
33 void *attribute_val_out, int *flag);
34
35
36 and
37 typedef int MPI_Win_delete_attr_function(MPI_Win win, int win_keyval,
38 void *attribute_val, void *extra_state);

```

The Fortran callback functions are:

```

39 SUBROUTINE WIN_COPY_ATTR_FN(OLDWIN, WIN_KEYVAL, EXTRA_STATE,
40 ATTRIBUTE_VAL_IN, ATTRIBUTE_VAL_OUT, FLAG, IERROR)
41 INTEGER OLDWIN, WIN_KEYVAL, IERROR
42 INTEGER(KIND=MPI_ADDRESS_KIND) EXTRA_STATE, ATTRIBUTE_VAL_IN,
43 ATTRIBUTE_VAL_OUT
44 LOGICAL FLAG

```

and

```

45
46
47
48

```



```

SUBROUTINE WIN_DELETE_ATTR_FN(WIN, WIN_KEYVAL, ATTRIBUTE_VAL, EXTRA_STATE,
                             IERROR)
  INTEGER WIN, WIN_KEYVAL, IERROR
  INTEGER(KIND=MPI_ADDRESS_KIND) ATTRIBUTE_VAL, EXTRA_STATE

```

The C++ callbacks are:

```

typedef int MPI::Win::Copy_attr_function(const MPI::Win& oldwin,
                                         int win_keyval, void* extra_state, void* attribute_val_in,
                                         void* attribute_val_out, bool& flag);
and
typedef int MPI::Win::Delete_attr_function(MPI::Win& win, int win_keyval,
                                          void* attribute_val, void* extra_state);

```

If an attribute copy function or attribute delete function returns other than MPI_SUCCESS, then the call that caused it to be invoked (for example, MPI_WIN_FREE), is erroneous.

```
MPI_WIN_FREE_KEYVAL(win_keyval)
```

```
  INOUT  win_keyval          key value (integer)
```

```
int MPI_Win_free_keyval(int *win_keyval)
```

```
MPI_WIN_FREE_KEYVAL(WIN_KEYVAL, IERROR)
  INTEGER WIN_KEYVAL, IERROR
```

```
static void MPI::Win::Free_keyval(int& win_keyval)
```

```
MPI_WIN_SET_ATTR(win, win_keyval, attribute_val)
```

```
  INOUT  win                window to which attribute will be attached (handle)
  IN     win_keyval         key value (integer)
  IN     attribute_val      attribute value
```

```
int MPI_Win_set_attr(MPI_Win win, int win_keyval, void *attribute_val)
```

```
MPI_WIN_SET_ATTR(WIN, WIN_KEYVAL, ATTRIBUTE_VAL, IERROR)
  INTEGER WIN, WIN_KEYVAL, IERROR
  INTEGER(KIND=MPI_ADDRESS_KIND) ATTRIBUTE_VAL
```

```
void MPI::Win::Set_attr(int win_keyval, const void* attribute_val)
```

Rationale. The implementation of passive target communication when memory is not shared requires an asynchronous agent. Such an agent can be implemented more easily, and can achieve better performance, if restricted to specially allocated memory. It can be avoided altogether if shared memory is used. It seems natural to impose restrictions that allows one to use shared memory for 3-rd party communication in shared memory machines.

The downside of this decision is that passive target communication cannot be used without taking advantage of nonstandard Fortran features: namely, the availability of C-like pointers; these are not supported by some Fortran compilers (g77 and Windows/NT compilers, at the time of writing). Also, passive target communication cannot be portably targeted to COMMON blocks, or other statically declared Fortran arrays. (*End of rationale.*)

Consider the sequence of calls in the example below.

Example 11.5

```

MPI_Win_lock(MPI_LOCK_EXCLUSIVE, rank, assert, win)
MPI_Put(..., rank, ..., win)
MPI_Win_unlock(rank, win)

```

The call to MPI_WIN_UNLOCK will not return until the put transfer has completed at the origin and at the target. This still leaves much freedom to implementors. The call to MPI_WIN_LOCK may block until an exclusive lock on the window is acquired; or, the call MPI_WIN_LOCK may not block, while the call to MPI_PUT blocks until a lock is acquired; or, the first two calls may not block, while MPI_WIN_UNLOCK blocks until a lock is acquired — the update of the target window is then postponed until the call to MPI_WIN_UNLOCK occurs. However, if the call to MPI_WIN_LOCK is used to lock a local window, then the call must block until the lock is acquired, since the lock may protect local load/store accesses to the window issued after the lock call returns.

11.4.4 Assertions

The `assert` argument in the calls MPI_WIN_POST, MPI_WIN_START, MPI_WIN_FENCE and MPI_WIN_LOCK is used to provide assertions on the context of the call that may be used to optimize performance. The `assert` argument does not change program semantics if it provides correct information on the program — it is erroneous to provides incorrect information. Users may always provide `assert = 0` to indicate a general case, where no guarantees are made.

Advice to users. Many implementations may not take advantage of the information in `assert`; some of the information is relevant only for noncoherent, shared memory machines. Users should consult their implementation manual to find which information is useful on each system. On the other hand, applications that provide correct assertions whenever applicable are portable and will take advantage of assertion specific optimizations, whenever available. (*End of advice to users.*)

Advice to implementors. Implementations can always ignore the `assert` argument. Implementors should document which `assert` values are significant on their implementation. (*End of advice to implementors.*)

```
int MPI_Win_lock(int lock_type, int rank, int assert, MPI_Win win)
MPI_WIN_LOCK(LOCK_TYPE, RANK, ASSERT, WIN, IERROR)
    INTEGER LOCK_TYPE, RANK, ASSERT, WIN, IERROR
```

```
void MPI::Win::Lock(int lock_type, int rank, int assert) const
```

Starts an RMA access epoch. Only the window at the process with rank `rank` can be accessed by RMA operations on `win` during that epoch.

```
MPI_WIN_UNLOCK(rank, win)
    IN      rank          rank of window (nonnegative integer)
    IN      win           window object (handle)
```

```
int MPI_Win_unlock(int rank, MPI_Win win)
```

```
MPI_WIN_UNLOCK(RANK, WIN, IERROR)
    INTEGER RANK, WIN, IERROR
```

```
void MPI::Win::Unlock(int rank) const
```

Completes an RMA access epoch started by a call to `MPI_WIN_LOCK(...,win)`. RMA operations issued during this period will have completed both at the origin and at the target when the call returns.

Locks are used to protect accesses to the locked target window effected by RMA calls issued between the lock and unlock call, and to protect local load/store accesses to a locked local window executed between the lock and unlock call. Accesses that are protected by an exclusive lock will not be concurrent at the window site with other accesses to the same window that are lock protected. Accesses that are protected by a shared lock will not be concurrent at the window site with accesses protected by an exclusive lock to the same window.

It is erroneous to have a window locked and exposed (in an exposure epoch) concurrently. I.e., a process may not call `MPI_WIN_LOCK` to lock a target window if the target process has called `MPI_WIN_POST` and has not yet called `MPI_WIN_WAIT`; it is erroneous to call `MPI_WIN_POST` while the local window is locked.

Rationale. An alternative is to require MPI to enforce mutual exclusion between exposure epochs and locking periods. But this would entail additional overheads when locks or active target synchronization do not interact in support of those rare interactions between the two mechanisms. The programming style that we encourage here is that a set of windows is used with only one synchronization mechanism at a time, with shifts from one mechanism to another being rare and involving global synchronization. (*End of rationale.*)

Advice to users. Users need to use explicit synchronization code in order to enforce mutual exclusion between locking periods and exposure epochs on a window. (*End of advice to users.*)

Implementors may restrict the use of RMA communication that is synchronized by lock calls to windows in memory allocated by `MPI_ALLOC_MEM` (Section 8.2, page 262). Locks can be used portably only in such memory.

```
MPI_WIN_GET_ATTR(win, win_keyval, attribute_val, flag)
    IN      win           window to which the attribute is attached (handle)
    IN      win_keyval    key value (integer)
    OUT     attribute_val  attribute value, unless flag = false
    OUT     flag          false if no attribute is associated with the key (logical)
```

```
int MPI_Win_get_attr(MPI_Win win, int win_keyval, void *attribute_val,
    int *flag)
```

```
MPI_WIN_GET_ATTR(WIN, WIN_KEYVAL, ATTRIBUTE_VAL, FLAG, IERROR)
    INTEGER WIN, WIN_KEYVAL, IERROR
    INTEGER (KIND=MPI_ADDRESS_KIND) ATTRIBUTE_VAL
    LOGICAL FLAG
```

```
bool MPI::Win::Get_attr(int win_keyval, void* attribute_val) const
```

```
MPI_WIN_DELETE_ATTR(win, win_keyval)
    INOUT   win           window from which the attribute is deleted (handle)
    IN      win_keyval    key value (integer)
```

```
int MPI_Win_delete_attr(MPI_Win win, int win_keyval)
```

```
MPI_WIN_DELETE_ATTR(WIN, WIN_KEYVAL, IERROR)
    INTEGER WIN, WIN_KEYVAL, IERROR
```

```
void MPI::Win::Delete_attr(int win_keyval)
```

6.7.4 Datatypes

The new functions for caching on datatypes are:

```
MPI_TYPE_CREATE_KEYVAL(type_copy_attr_fn, type_delete_attr_fn, type_keyval, extra_state)
    IN      type_copy_attr_fn  copy callback function for type_keyval (function)
    IN      type_delete_attr_fn delete callback function for type_keyval (function)
    OUT     type_keyval        key value for future access (integer)
    IN      extra_state        extra state for callback functions
```

```
int MPI_Type_create_keyval(MPI_Type_copy_attr_function *type_copy_attr_fn,
    MPI_Type_delete_attr_function *type_delete_attr_fn,
    int *type_keyval, void *extra_state)
```

```
MPI_TYPE_CREATE_KEYVAL(TYPE_COPY_ATTR_FN, TYPE_DELETE_ATTR_FN, TYPE_KEYVAL,
    EXTRA_STATE, IERROR)
```

```

EXTERNAL TYPE_COPY_ATTR_FN, TYPE_DELETE_ATTR_FN      1
INTEGER TYPE_KEYVAL, IERROR                          2
INTEGER(KIND=MPI_ADDRESS_KIND) EXTRA_STATE          3
static int MPI::Datatype::Create_keyval(MPI::Datatype::Copy_attr_function*  4
    type_copy_attr_fn, MPI::Datatype::Delete_attr_function*  5
    type_delete_attr_fn, void* extra_state)          6

```

The argument `type_copy_attr_fn` may be specified as `MPI_TYPE_NULL_COPY_FN` or `MPI_TYPE_DUP_FN` from either C, C++, or Fortran. `MPI_TYPE_NULL_COPY_FN` is a function that does nothing other than returning `flag = 0` and `MPI_SUCCESS`. `MPI_TYPE_DUP_FN` is a simple-minded copy function that sets `flag = 1`, returns the value of `attribute_val_in` in `attribute_val_out`, and returns `MPI_SUCCESS`.

The argument `type_delete_attr_fn` may be specified as `MPI_TYPE_NULL_DELETE_FN` from either C, C++, or Fortran. `MPI_TYPE_NULL_DELETE_FN` is a function that does nothing, other than returning `MPI_SUCCESS`.

The C callback functions are:

```

typedef int MPI_Type_copy_attr_function(MPI_Datatype oldtype,  17
    int type_keyval, void *extra_state, void *attribute_val_in,  18
    void *attribute_val_out, int *flag);  19
and  20
typedef int MPI_Type_delete_attr_function(MPI_Datatype type,  21
    int type_keyval, void *attribute_val, void *extra_state);  22

```

The Fortran callback functions are:

```

SUBROUTINE TYPE_COPY_ATTR_FN(OLDTYPE, TYPE_KEYVAL, EXTRA_STATE,  25
    ATTRIBUTE_VAL_IN, ATTRIBUTE_VAL_OUT, FLAG, IERROR)  26
INTEGER OLDTYPE, TYPE_KEYVAL, IERROR  27
INTEGER(KIND=MPI_ADDRESS_KIND) EXTRA_STATE,  28
    ATTRIBUTE_VAL_IN, ATTRIBUTE_VAL_OUT  29
LOGICAL FLAG  30
and  31
SUBROUTINE TYPE_DELETE_ATTR_FN(TYPE, TYPE_KEYVAL, ATTRIBUTE_VAL,  32
    EXTRA_STATE, IERROR)  33
INTEGER TYPE, TYPE_KEYVAL, IERROR  34
INTEGER(KIND=MPI_ADDRESS_KIND) ATTRIBUTE_VAL, EXTRA_STATE  35

```

The C++ callbacks are:

```

typedef int MPI::Datatype::Copy_attr_function(const MPI::Datatype& oldtype,  38
    int type_keyval, void* extra_state,  39
    const void* attribute_val_in, void* attribute_val_out,  40
    bool& flag);  41
and  42
typedef int MPI::Datatype::Delete_attr_function(MPI::Datatype& type,  43
    int type_keyval, void* attribute_val, void* extra_state);  44

```

If an attribute copy function or attribute delete function returns other than `MPI_SUCCESS`, then the call that caused it to be invoked (for example, `MPI_TYPE_FREE`),

group, using `wincomm`. No need to wait for the completion of these sends.

`MPI_WIN_START(group,0,win)` initiate a nonblocking receive with tag `tag0` from each process in `group`, using `wincomm`. An RMA access to a window in target process `i` is delayed until the receive from `i` is completed.

`MPI_WIN_COMPLETE(win)` initiate a nonblocking send with tag `tag1` to each process in the group of the preceding start call. No need to wait for the completion of these sends.

`MPI_WIN_WAIT(win)` initiate a nonblocking receive with tag `tag1` from each process in the group of the preceding post call. Wait for the completion of all receives.

No races can occur in a correct program: each of the sends matches a unique receive, and vice-versa.

Rationale. The design for general active target synchronization requires the user to provide complete information on the communication pattern, at each end of a communication link: each origin specifies a list of targets, and each target specifies a list of origins. This provides maximum flexibility (hence, efficiency) for the implementor: each synchronization can be initiated by either side, since each “knows” the identity of the other. This also provides maximum protection from possible races. On the other hand, the design requires more information than RMA needs, in general: in general, it is sufficient for the origin to know the rank of the target, but not vice versa. Users that want more “anonymous” communication will be required to use the fence or lock mechanisms. (*End of rationale.*)

Advice to users. Assume a communication pattern that is represented by a directed graph $G = \langle V, E \rangle$, where $V = \{0, \dots, n-1\}$ and $ij \in E$ if origin process i accesses the window at target process j . Then each process i issues a call to `MPI_WIN_POST(ingroupi, ...)`, followed by a call to `MPI_WIN_START(outgroupi, ...)`, where $outgroup_i = \{j : ij \in E\}$ and $ingroup_i = \{j : ji \in E\}$. A call is a noop, and can be skipped, if the group argument is empty. After the communications calls, each process that issued a start will issue a complete. Finally, each process that issued a post will issue a wait.

Note that each process may call with a group argument that has different members. (*End of advice to users.*)

11.4.3 Lock

`MPI_WIN_LOCK(lock_type, rank, assert, win)`

IN	lock_type	either <code>MPI_LOCK_EXCLUSIVE</code> or <code>MPI_LOCK_SHARED</code> (state)
IN	rank	rank of locked window (nonnegative integer)
IN	assert	program assertion (integer)
IN	win	window object (handle)

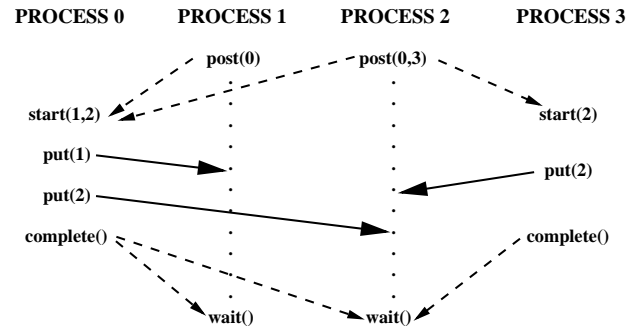


Figure 11.4: Active target communication. Dashed arrows represent synchronizations and solid arrows represent data transfer.

windows of processes 1 and 2 and process 3 puts data in the window of process 2. Each start call lists the ranks of the processes whose windows will be accessed; each post call lists the ranks of the processes that access the local window. The figure illustrates a possible timing for the events, assuming strong synchronization; in a weak synchronization, the start, put or complete calls may occur ahead of the matching post calls.

`MPI_WIN_TEST(win, flag)`

IN	win	window object (handle)
OUT	flag	success flag (logical)

`int MPI_Win_test(MPI_Win win, int *flag)`

`MPI_WIN_TEST(WIN, FLAG, IERROR)`
 INTEGER WIN, IERROR
 LOGICAL FLAG

`bool MPI::Win::Test() const`

This is the nonblocking version of `MPI_WIN_WAIT`. It returns `flag = true` if `MPI_WIN_WAIT` would return, `flag = false`, otherwise. The effect of return of `MPI_WIN_TEST` with `flag = true` is the same as the effect of a return of `MPI_WIN_WAIT`. If `flag = false` is returned, then the call has no visible effect.

`MPI_WIN_TEST` should be invoked only where `MPI_WIN_WAIT` can be invoked. Once the call has returned `flag = true`, it must not be invoked anew, until the window is posted anew.

Assume that window `win` is associated with a “hidden” communicator `wincomm`, used for communication by the processes of `win`. The rules for matching of post and start calls and for matching complete and wait call can be derived from the rules for matching sends and receives, by considering the following (partial) model implementation.

`MPI_WIN_POST(group,0,win)` initiate a nonblocking send with tag `tag0` to each process in

is erroneous.

`MPI_TYPE_FREE_KEYVAL(type_keyval)`

INOUT	type_keyval	key value (integer)
-------	-------------	---------------------

`int MPI_Type_free_keyval(int *type_keyval)`

`MPI_TYPE_FREE_KEYVAL(TYPE_KEYVAL, IERROR)`
 INTEGER TYPE_KEYVAL, IERROR

`static void MPI::Datatype::Free_keyval(int& type_keyval)`

`MPI_TYPE_SET_ATTR(type, type_keyval, attribute_val)`

INOUT	type	datatype to which attribute will be attached (handle)
IN	type_keyval	key value (integer)
IN	attribute_val	attribute value

`int MPI_Type_set_attr(MPI_Datatype type, int type_keyval, void *attribute_val)`

`MPI_TYPE_SET_ATTR(TYPE, TYPE_KEYVAL, ATTRIBUTE_VAL, IERROR)`
 INTEGER TYPE, TYPE_KEYVAL, IERROR
 INTEGER(KIND=MPI_ADDRESS_KIND) ATTRIBUTE_VAL

`void MPI::Datatype::Set_attr(int type_keyval, const void* attribute_val)`

`MPI_TYPE_GET_ATTR(type, type_keyval, attribute_val, flag)`

IN	type	datatype to which the attribute is attached (handle)
IN	type_keyval	key value (integer)
OUT	attribute_val	attribute value, unless <code>flag = false</code>
OUT	flag	false if no attribute is associated with the key (logical)

`int MPI_Type_get_attr(MPI_Datatype type, int type_keyval, void *attribute_val, int *flag)`

`MPI_TYPE_GET_ATTR(TYPE, TYPE_KEYVAL, ATTRIBUTE_VAL, FLAG, IERROR)`
 INTEGER TYPE, TYPE_KEYVAL, IERROR
 INTEGER(KIND=MPI_ADDRESS_KIND) ATTRIBUTE_VAL
 LOGICAL FLAG

`bool MPI::Datatype::Get_attr(int type_keyval, void* attribute_val) const`

```

MPI_TYPE_DELETE_ATTR(type, type_keyval)
    INOUT  type          datatype from which the attribute is deleted (handle)
    IN     type_keyval   key value (integer)

int MPI_Type_delete_attr(MPI_Datatype type, int type_keyval)

MPI_TYPE_DELETE_ATTR(TYPE, TYPE_KEYVAL, IERROR)
    INTEGER TYPE, TYPE_KEYVAL, IERROR

void MPI::Datatype::Delete_attr(int type_keyval)

```

6.7.5 Error Class for Invalid Keyval

Key values for attributes are system-allocated, by `MPI_{TYPE,COMM,WIN}_CREATE_KEYVAL`. Only such values can be passed to the functions that use key values as input arguments. In order to signal that an erroneous key value has been passed to one of these functions, there is a new MPI error class: `MPI_ERR_KEYVAL`. It can be returned by `MPI_ATTR_PUT`, `MPI_ATTR_GET`, `MPI_ATTR_DELETE`, `MPI_KEYVAL_FREE`, `MPI_{TYPE,COMM,WIN}_DELETE_ATTR`, `MPI_{TYPE,COMM,WIN}_SET_ATTR`, `MPI_{TYPE,COMM,WIN}_GET_ATTR`, `MPI_{TYPE,COMM,WIN}_FREE_KEYVAL`, `MPI_COMM_DUP`, `MPI_COMM_DISCONNECT`, and `MPI_COMM_FREE`. The last three are included because `keyval` is an argument to the copy and delete functions for attributes.

6.7.6 Attributes Example

Advice to users. This example shows how to write a collective communication operation that uses caching to be more efficient after the first call. The coding style assumes that MPI function results return only error statuses. (*End of advice to users.*)

```

/* key for this module's stuff: */
static int gop_key = MPI_KEYVAL_INVALID;

typedef struct
{
    int ref_count;          /* reference count */
    /* other stuff, whatever else we want */
} gop_stuff_type;

Efficient_Collective_Op (comm, ...)
MPI_Comm comm;
{
    gop_stuff_type *gop_stuff;
    MPI_Group      group;
    int            foundflag;

    MPI_Comm_group(comm, &group);

```

The call to `MPI_WIN_COMPLETE` does not return until the put call has completed at the origin; and the target window will be accessed by the put operation only after the call to `MPI_WIN_START` has matched a call to `MPI_WIN_POST` by the target process. This still leaves much choice to implementors. The call to `MPI_WIN_START` can block until the matching call to `MPI_WIN_POST` occurs at all target processes. One can also have implementations where the call to `MPI_WIN_START` is nonblocking, but the call to `MPI_PUT` blocks until the matching call to `MPI_WIN_POST` occurred; or implementations where the first two calls are nonblocking, but the call to `MPI_WIN_COMPLETE` blocks until the call to `MPI_WIN_POST` occurred; or even implementations where all three calls can complete before any target process called `MPI_WIN_POST` — the data put must be buffered, in this last case, so as to allow the put to complete at the origin ahead of its completion at the target. However, once the call to `MPI_WIN_POST` is issued, the sequence above must complete, without further dependencies.

```

MPI_WIN_POST(group, assert, win)
    IN     group          group of origin processes (handle)
    IN     assert         program assertion (integer)
    IN     win            window object (handle)

int MPI_Win_post(MPI_Group group, int assert, MPI_Win win)

MPI_WIN_POST(GROUP, ASSERT, WIN, IERROR)
    INTEGER GROUP, ASSERT, WIN, IERROR

void MPI::Win::Post(const MPI::Group& group, int assert) const

```

Starts an RMA exposure epoch for the local window associated with `win`. Only processes in `group` should access the window with RMA calls on `win` during this epoch. Each process in `group` must issue a matching call to `MPI_WIN_START`. `MPI_WIN_POST` does not block.

```

MPI_WIN_WAIT(win)
    IN     win            window object (handle)

int MPI_Win_wait(MPI_Win win)

MPI_WIN_WAIT(WIN, IERROR)
    INTEGER WIN, IERROR

void MPI::Win::Wait() const

```

Completes an RMA exposure epoch started by a call to `MPI_WIN_POST` on `win`. This call matches calls to `MPI_WIN_COMPLETE(win)` issued by each of the origin processes that were granted access to the window during this epoch. The call to `MPI_WIN_WAIT` will block until all matching calls to `MPI_WIN_COMPLETE` have occurred. This guarantees that all these origin processes have completed their RMA accesses to the local window. When the call returns, all these RMA accesses will have completed at the target window.

Figure 11.4 illustrates the use of these four functions. Process 0 puts data in the

11.4.2 General Active Target Synchronization

```
MPI_WIN_START(group, assert, win)
```

```
IN      group      group of target processes (handle)
IN      assert     program assertion (integer)
IN      win        window object (handle)
```

```
int MPI_Win_start(MPI_Group group, int assert, MPI_Win win)
```

```
MPI_WIN_START(GROUP, ASSERT, WIN, IERROR)
INTEGER GROUP, ASSERT, WIN, IERROR
```

```
void MPI::Win::Start(const MPI::Group& group, int assert) const
```

Starts an RMA access epoch for `win`. RMA calls issued on `win` during this epoch must access only windows at processes in `group`. Each process in `group` must issue a matching call to `MPI_WIN_POST`. RMA accesses to each target window will be delayed, if necessary, until the target process executed the matching call to `MPI_WIN_POST`. `MPI_WIN_START` is allowed to block until the corresponding `MPI_WIN_POST` calls are executed, but is not required to.

The `assert` argument is used to provide assertions on the context of the call that may be used for various optimizations. This is described in Section 11.4.4. A value of `assert = 0` is always valid.

```
MPI_WIN_COMPLETE(win)
```

```
IN      win        window object (handle)
```

```
int MPI_Win_complete(MPI_Win win)
```

```
MPI_WIN_COMPLETE(WIN, IERROR)
INTEGER WIN, IERROR
```

```
void MPI::Win::Complete() const
```

Completes an RMA access epoch on `win` started by a call to `MPI_WIN_START`. All RMA communication calls issued on `win` during this epoch will have completed at the origin when the call returns.

`MPI_WIN_COMPLETE` enforces completion of preceding RMA calls at the origin, but not at the target. A put or accumulate call may not have completed at the target when it has completed at the origin.

Consider the sequence of calls in the example below.

Example 11.4

```
MPI_Win_start(group, flag, win);
MPI_Put(...,win);
MPI_Win_complete(win);
```

```
1  if (gop_key == MPI_KEYVAL_INVALID) /* get a key on first call ever */
2  {
3  if ( ! MPI_Comm_create_keyval( gop_stuff_copier,
4  gop_stuff_destructor,
5  &gop_key, (void *)0));
6  /* get the key while assigning its copy and delete callback
7  behavior. */
8
9  MPI_Abort (comm, 99);
10 }
11
12 MPI_Comm_get_attr (comm, gop_key, &gop_stuff, &foundflag);
13 if (foundflag)
14 { /* This module has executed in this group before.
15 We will use the cached information */
16 }
17 else
18 { /* This is a group that we have not yet cached anything in.
19 We will now do so.
20 */
21
22 /* First, allocate storage for the stuff we want,
23 and initialize the reference count */
24
25 gop_stuff = (gop_stuff_type *) malloc (sizeof(gop_stuff_type));
26 if (gop_stuff == NULL) { /* abort on out-of-memory error */ }
27
28 gop_stuff -> ref_count = 1;
29
30 /* Second, fill in *gop_stuff with whatever we want.
31 This part isn't shown here */
32
33 /* Third, store gop_stuff as the attribute value */
34 MPI_Comm_set_attr ( comm, gop_key, gop_stuff);
35 }
36 /* Then, in any case, use contents of *gop_stuff
37 to do the global op ... */
38 }
39
40 /* The following routine is called by MPI when a group is freed */
41
42 gop_stuff_destructor (comm, keyval, gop_stuff, extra)
43 MPI_Comm comm;
44 int keyval;
45 gop_stuff_type *gop_stuff;
46 void *extra;
47 {
48 if (keyval != gop_key) { /* abort -- programming error */ }
```

```

/* The group's being freed removes one reference to gop_stuff */
gop_stuff -> ref_count -= 1;

/* If no references remain, then free the storage */
if (gop_stuff -> ref_count == 0) {
    free((void *)gop_stuff);
}
}

/* The following routine is called by MPI when a group is copied */
gop_stuff_copier (comm, keyval, extra, gop_stuff_in, gop_stuff_out, flag)
MPI_Comm comm;
int keyval;
gop_stuff_type *gop_stuff_in, *gop_stuff_out;
void *extra;
{
    if (keyval != gop_key) { /* abort -- programming error */ }

    /* The new group adds one reference to this gop_stuff */
    gop_stuff -> ref_count += 1;
    gop_stuff_out = gop_stuff_in;
}

```

6.8 Naming Objects

There are many occasions on which it would be useful to allow a user to associate a printable identifier with an MPI communicator, window, or datatype, for instance error reporting, debugging, and profiling. The names attached to opaque objects do not propagate when the object is duplicated or copied by MPI routines. For communicators this can be achieved using the following two functions.

MPI_COMM_SET_NAME (comm, comm_name)

INOUT	comm	communicator whose identifier is to be set (handle)
IN	comm_name	the character string which is remembered as the name (string)

```
int MPI_Comm_set_name(MPI_Comm comm, char *comm_name)
```

MPI_COMM_SET_NAME(COMM, COMM_NAME, IERROR)

INTEGER	COMM, IERROR
CHARACTER*	(*) COMM_NAME

```
void MPI::Comm::Set_name(const char* comm_name)
```

MPI_COMM_SET_NAME allows a user to associate a name string with a communicator. The character string which is passed to **MPI_COMM_SET_NAME** will be saved inside the

11.4.1 Fence

MPI_WIN_FENCE(assert, win)

IN	assert	program assertion (integer)
IN	win	window object (handle)

```
int MPI_Win_fence(int assert, MPI_Win win)
```

MPI_WIN_FENCE(ASSERT, WIN, IERROR)
INTEGER ASSERT, WIN, IERROR

```
void MPI::Win::Fence(int assert) const
```

The MPI call **MPI_WIN_FENCE**(assert, win) synchronizes RMA calls on win. The call is collective on the group of win. All RMA operations on win originating at a given process and started before the fence call will complete at that process before the fence call returns. They will be completed at their target before the fence call returns at the target. RMA operations on win started by a process after the fence call returns will access their target window only after **MPI_WIN_FENCE** has been called by the target process.

The call completes an RMA access epoch if it was preceded by another fence call and the local process issued RMA communication calls on win between these two calls. The call completes an RMA exposure epoch if it was preceded by another fence call and the local window was the target of RMA accesses between these two calls. The call starts an RMA access epoch if it is followed by another fence call and by RMA communication calls issued between these two fence calls. The call starts an exposure epoch if it is followed by another fence call and the local window is the target of RMA accesses between these two fence calls. Thus, the fence call is equivalent to calls to a subset of **post**, **start**, **complete**, **wait**.

A fence call usually entails a barrier synchronization: a process completes a call to **MPI_WIN_FENCE** only after all other processes in the group entered their matching call. However, a call to **MPI_WIN_FENCE** that is known not to end any epoch (in particular, a call with **assert = MPI_MODE_NOPRECEDE**) does not necessarily act as a barrier.

The **assert** argument is used to provide assertions on the context of the call that may be used for various optimizations. This is described in Section 11.4.4. A value of **assert = 0** is always valid.

Advice to users. Calls to **MPI_WIN_FENCE** should both precede and follow calls to **put**, **get** or **accumulate** that are synchronized with fence calls. (*End of advice to users.*)

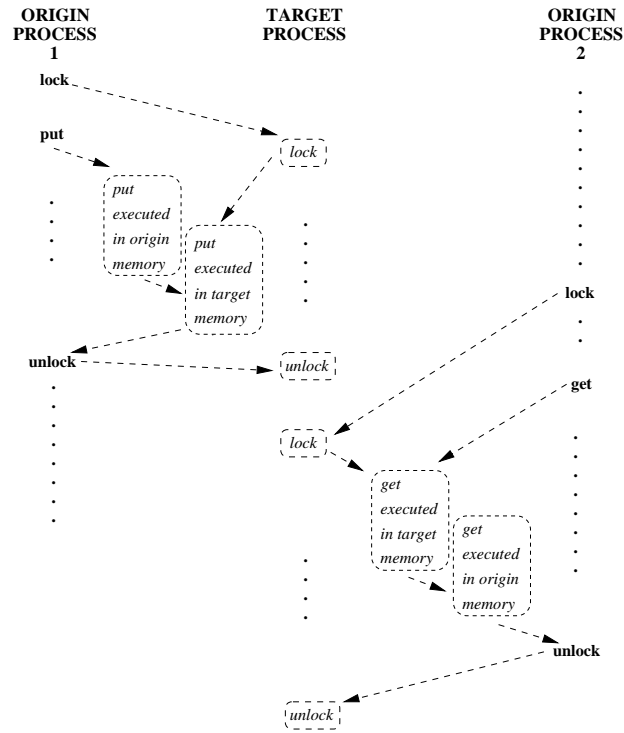


Figure 11.3: Passive target communication. Dashed arrows represent synchronizations (ordering of events).

illustrated in Figure 11.2. The access to the target window is delayed until the window is exposed, after the `post`. However the `start` may complete earlier; the `put` and `complete` may also terminate earlier, if put data is buffered by the implementation. The synchronization calls order correctly window accesses, but do not necessarily synchronize other operations. This weaker synchronization semantic allows for more efficient implementations.

Figure 11.3 illustrates the general synchronization pattern for passive target communication. The first origin process communicates data to the second origin process, through the memory of the target process; the target process is not explicitly involved in the communication. The `lock` and `unlock` calls ensure that the two RMA accesses do not occur concurrently. However, they do *not* ensure that the `put` by origin 1 will precede the `get` by origin 2.

1
2
3
4
5
6
7
8
9
10
11
12
13
14
15
16
17
18
19
20
21
22
23
24
25
26
27
28
29
30
31
32
33
34
35
36
37
38
39
40
41
42
43
44
45
46
47
48

MPI library (so it can be freed by the caller immediately after the call, or allocated on the stack). Leading spaces in `name` are significant but trailing ones are not.

`MPI_COMM_SET_NAME` is a local (non-collective) operation, which only affects the name of the communicator as seen in the process which made the `MPI_COMM_SET_NAME` call. There is no requirement that the same (or any) name be assigned to a communicator in every process where it exists.

Advice to users. Since `MPI_COMM_SET_NAME` is provided to help debug code, it is sensible to give the same name to a communicator in all of the processes where it exists, to avoid confusion. (*End of advice to users.*)

The length of the name which can be stored is limited to the value of `MPI_MAX_OBJECT_NAME` in Fortran and `MPI_MAX_OBJECT_NAME-1` in C and C++ to allow for the null terminator. Attempts to put names longer than this will result in truncation of the name. `MPI_MAX_OBJECT_NAME` must have a value of at least 64.

Advice to users. Under circumstances of store exhaustion an attempt to put a name of any length could fail, therefore the value of `MPI_MAX_OBJECT_NAME` should be viewed only as a strict upper bound on the name length, not a guarantee that setting names of less than this length will always succeed. (*End of advice to users.*)

Advice to implementors. Implementations which pre-allocate a fixed size space for a name should use the length of that allocation as the value of `MPI_MAX_OBJECT_NAME`. Implementations which allocate space for the name from the heap should still define `MPI_MAX_OBJECT_NAME` to be a relatively small value, since the user has to allocate space for a string of up to this size when calling `MPI_COMM_GET_NAME`. (*End of advice to implementors.*)

```

30 MPI_COMM_GET_NAME(comm, comm_name, resultlen)
31
32 IN      comm      communicator whose name is to be returned (handle)
33
34 OUT     comm_name  the name previously stored on the communicator, or
35              an empty string if no such name exists (string)
36
37 OUT     resultlen  length of returned name (integer)
38
39 int MPI_Comm_get_name(MPI_Comm comm, char *comm_name, int *resultlen)
40
41 MPI_COMM_GET_NAME(COMM, COMM_NAME, RESULTLEN, IERROR)
42     INTEGER COMM, RESULTLEN, IERROR
43     CHARACTER*(*) COMM_NAME
44
45 void MPI::Comm::Get_name(char* comm_name, int& resultlen) const
46
47 MPI_COMM_GET_NAME returns the last name which has previously been associated
48 with the given communicator. The name may be set and got from any language. The same
49 name will be returned independent of the language used. name should be allocated so that
50 it can hold a resulting string of length MPI_MAX_OBJECT_NAME characters.
51 MPI_COMM_GET_NAME returns a copy of the set name in name. In C, a null character is

```

additionally stored at `name[resultlen]`. `resultlen` cannot be larger than `MPI_MAX_OBJECT-1`. In Fortran, `name` is padded on the right with blank characters. `resultlen` cannot be larger than `MPI_MAX_OBJECT`.

If the user has not associated a name with a communicator, or an error occurs, `MPI_COMM_GET_NAME` will return an empty string (all spaces in Fortran, "" in C and C++). The three predefined communicators will have predefined names associated with them. Thus, the names of `MPI_COMM_WORLD`, `MPI_COMM_SELF`, and the communicator returned by `MPI_COMM_GET_PARENT` (if not `MPI_COMM_NULL`) will have the default of `MPI_COMM_WORLD`, `MPI_COMM_SELF`, and `MPI_COMM_PARENT`. The fact that the system may have chosen to give a default name to a communicator does not prevent the user from setting a name on the same communicator; doing this removes the old name and assigns the new one.

Rationale. We provide separate functions for setting and getting the name of a communicator, rather than simply providing a predefined attribute key for the following reasons:

- It is not, in general, possible to store a string as an attribute from Fortran.
- It is not easy to set up the delete function for a string attribute unless it is known to have been allocated from the heap.
- To make the attribute key useful additional code to call `strdup` is necessary. If this is not standardized then users have to write it. This is extra unneeded work which we can easily eliminate.
- The Fortran binding is not trivial to write (it will depend on details of the Fortran compilation system), and will not be portable. Therefore it should be in the library rather than in user code.

(End of rationale.)

Advice to users. The above definition means that it is safe simply to print the string returned by `MPI_COMM_GET_NAME`, as it is always a valid string even if there was no name.

Note that associating a name with a communicator has no effect on the semantics of an MPI program, and will (necessarily) increase the store requirement of the program, since the names must be saved. Therefore there is no requirement that users use these functions to associate names with communicators. However debugging and profiling MPI applications may be made easier if names are associated with communicators, since the debugger or profiler should then be able to present information in a less cryptic manner. (End of advice to users.)

The following functions are used for setting and getting names of datatypes.

`MPI_TYPE_SET_NAME` (`type`, `type_name`)

INOUT	<code>type</code>	datatype whose identifier is to be set (handle)
IN	<code>type_name</code>	the character string which is remembered as the name (string)

`int MPI_Type_set_name(MPI_Datatype type, char *type_name)`

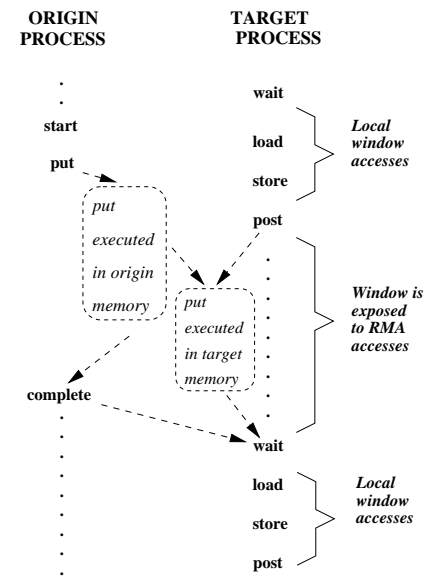


Figure 11.2: Active target communication, with weak synchronization. Dashed arrows represent synchronizations (ordering of events)

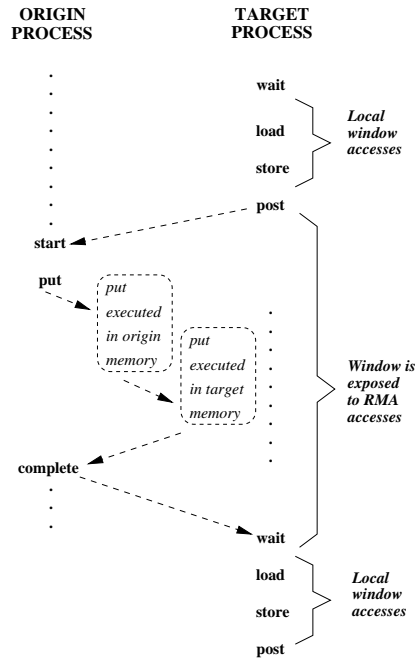


Figure 11.1: Active target communication. Dashed arrows represent synchronizations (ordering of events).

```

1
2
3
4
5
6
7
8
9
10
11
12
13
14
15
16
17
18
19
20
21
22
23
24
25
26
27
28
29
30
31
32
33
34
35
36
37
38
39
40
41
42
43
44
45
46
47
48
MPI_TYPE_SET_NAME(TYPE, TYPE_NAME, IERROR)
    INTEGER TYPE, IERROR
    CHARACTER*(*) TYPE_NAME
void MPI::Datatype::Set_name(const char* type_name)

MPI_TYPE_GET_NAME (type, type_name, resultlen)
    IN    type           datatype whose name is to be returned (handle)
    OUT   type_name      the name previously stored on the datatype, or a empty
                        string if no such name exists (string)
    OUT   resultlen      length of returned name (integer)

int MPI_Type_get_name(MPI_Datatype type, char *type_name, int *resultlen)
MPI_TYPE_GET_NAME(TYPE, TYPE_NAME, RESULTLEN, IERROR)
    INTEGER TYPE, RESULTLEN, IERROR
    CHARACTER*(*) TYPE_NAME
void MPI::Datatype::Get_name(char* type_name, int& resultlen) const
    Named predefined datatypes have the default names of the datatype name. For exam-
    ple, MPI_WCHAR has the default name of MPI_WCHAR.
    The following functions are used for setting and getting names of windows.

MPI_WIN_SET_NAME (win, win_name)
    INOUT win           window whose identifier is to be set (handle)
    IN    win_name      the character string which is remembered as the name
                        (string)

int MPI_Win_set_name(MPI_Win win, char *win_name)
MPI_WIN_SET_NAME(WIN, WIN_NAME, IERROR)
    INTEGER WIN, IERROR
    CHARACTER*(*) WIN_NAME
void MPI::Win::Set_name(const char* win_name)

MPI_WIN_GET_NAME (win, win_name, resultlen)
    IN    win           window whose name is to be returned (handle)
    OUT   win_name      the name previously stored on the window, or a empty
                        string if no such name exists (string)
    OUT   resultlen      length of returned name (integer)

int MPI_Win_get_name(MPI_Win win, char *win_name, int *resultlen)

```

```

MPI_WIN_GET_NAME(WIN, WIN_NAME, RESULTLEN, IERROR)
    INTEGER WIN, RESULTLEN, IERROR
    CHARACTER*(*) WIN_NAME

void MPI::Win::Get_name(char* win_name, int& resultlen) const

```

6.9 Formalizing the Loosely Synchronous Model

In this section, we make further statements about the loosely synchronous model, with particular attention to intra-communication.

6.9.1 Basic Statements

When a caller passes a communicator (that contains a context and group) to a callee, that communicator must be free of side effects throughout execution of the subprogram: there should be no active operations on that communicator that might involve the process. This provides one model in which libraries can be written, and work “safely.” For libraries so designated, the callee has permission to do whatever communication it likes with the communicator, and under the above guarantee knows that no other communications will interfere. Since we permit good implementations to create new communicators without synchronization (such as by preallocated contexts on communicators), this does not impose a significant overhead.

This form of safety is analogous to other common computer-science usages, such as passing a descriptor of an array to a library routine. The library routine has every right to expect such a descriptor to be valid and modifiable.

6.9.2 Models of Execution

In the loosely synchronous model, transfer of control to a **parallel procedure** is effected by having each executing process invoke the procedure. The invocation is a collective operation: it is executed by all processes in the execution group, and invocations are similarly ordered at all processes. However, the invocation need not be synchronized.

We say that a parallel procedure is *active* in a process if the process belongs to a group that may collectively execute the procedure, and some member of that group is currently executing the procedure code. If a parallel procedure is active in a process, then this process may be receiving messages pertaining to this procedure, even if it does not currently execute the code of this procedure.

Static communicator allocation

This covers the case where, at any point in time, at most one invocation of a parallel procedure can be active at any process, and the group of executing processes is fixed. For example, all invocations of parallel procedures involve all processes, processes are single-threaded, and there are no recursive invocations.

In such a case, a communicator can be statically allocated to each procedure. The static allocation can be done in a preamble, as part of initialization code. If the parallel procedures can be organized into libraries, so that only one procedure of each library can

MPI provides three synchronization mechanisms:

1. The `MPI_WIN_FENCE` collective synchronization call supports a simple synchronization pattern that is often used in parallel computations: namely a loosely-synchronous model, where global computation phases alternate with global communication phases. This mechanism is most useful for loosely synchronous algorithms where the graph of communicating processes changes very frequently, or where each process communicates with many others.

This call is used for active target communication. An access epoch at an origin process or an exposure epoch at a target process are started and completed by calls to `MPI_WIN_FENCE`. A process can access windows at all processes in the group of `win` during such an access epoch, and the local window can be accessed by all processes in the group of `win` during such an exposure epoch.

2. The four functions `MPI_WIN_START`, `MPI_WIN_COMPLETE`, `MPI_WIN_POST` and `MPI_WIN_WAIT` can be used to restrict synchronization to the minimum: only pairs of communicating processes synchronize, and they do so only when a synchronization is needed to order correctly RMA accesses to a window with respect to local accesses to that same window. This mechanism may be more efficient when each process communicates with few (logical) neighbors, and the communication graph is fixed or changes infrequently.

These calls are used for active target communication. An access epoch is started at the origin process by a call to `MPI_WIN_START` and is terminated by a call to `MPI_WIN_COMPLETE`. The start call has a group argument that specifies the group of target processes for that epoch. An exposure epoch is started at the target process by a call to `MPI_WIN_POST` and is completed by a call to `MPI_WIN_WAIT`. The post call has a group argument that specifies the set of origin processes for that epoch.

3. Finally, shared and exclusive locks are provided by the two functions `MPI_WIN_LOCK` and `MPI_WIN_UNLOCK`. Lock synchronization is useful for MPI applications that emulate a shared memory model via MPI calls; e.g., in a “billboard” model, where processes can, at random times, access or update different parts of the billboard.

These two calls provide passive target communication. An access epoch is started by a call to `MPI_WIN_LOCK` and terminated by a call to `MPI_WIN_UNLOCK`. Only one target window can be accessed during that epoch with `win`.

Figure 11.1 illustrates the general synchronization pattern for active target communication. The synchronization between `post` and `start` ensures that the put call of the origin process does not start until the target process exposes the window (with the `post` call); the target process will expose the window only after preceding local accesses to the window have completed. The synchronization between `complete` and `wait` ensures that the put call of the origin process completes before the window is unexposed (with the `wait` call). The target process will execute following local accesses to the target window only after the `wait` returned.

Figure 11.1 shows operations occurring in the natural temporal order implied by the synchronizations: the `post` occurs before the matching `start`, and `complete` occurs before the matching `wait`. However, such **strong** synchronization is more than needed for correct ordering of window accesses. The semantics of MPI calls allow **weak** synchronization, as

```
CALL MPI_WIN_FREE(win, ierr)
RETURN
END
```

This code is identical to the code in Example 11.2, page 330, except that a call to `get` has been replaced by a call to `accumulate`. (Note that, if `map` is one-to-one, then the code computes $B = A(\text{map}^{-1})$, which is the reverse assignment to the one computed in that previous example.) In a similar manner, we can replace in Example 11.1, page 328, the call to `get` by a call to `accumulate`, thus performing the computation with only one communication between any two processes.

11.4 Synchronization Calls

RMA communications fall in two categories:

- **active target** communication, where data is moved from the memory of one process to the memory of another, and both are explicitly involved in the communication. This communication pattern is similar to message passing, except that all the data transfer arguments are provided by one process, and the second process only participates in the synchronization.
- **passive target** communication, where data is moved from the memory of one process to the memory of another, and only the origin process is explicitly involved in the transfer. Thus, two origin processes may communicate by accessing the same location in a target window. The process that owns the target window may be distinct from the two communicating processes, in which case it does not participate explicitly in the communication. This communication paradigm is closest to a shared memory model, where shared data can be accessed by all processes, irrespective of location.

RMA communication calls with argument `win` must occur at a process only within an **access epoch** for `win`. Such an epoch starts with an RMA synchronization call on `win`; it proceeds with zero or more RMA communication calls (`MPI_PUT`, `MPI_GET` or `MPI_ACCUMULATE`) on `win`; it completes with another synchronization call on `win`. This allows users to amortize one synchronization with multiple data transfers and provide implementors more flexibility in the implementation of RMA operations.

Distinct access epochs for `win` at the same process must be disjoint. On the other hand, epochs pertaining to different `win` arguments may overlap. Local operations or other MPI calls may also occur during an epoch.

In active target communication, a target window can be accessed by RMA operations only within an **exposure epoch**. Such an epoch is started and completed by RMA synchronization calls executed by the target process. Distinct exposure epochs at a process on the same window must be disjoint, but such an exposure epoch may overlap with exposure epochs on other windows or with access epochs for the same or other `win` arguments. There is a one-to-one matching between access epochs at origin processes and exposure epochs on target processes: RMA operations issued by an origin process for a target window will access that target window during the same exposure epoch if and only if they were issued during the same access epoch.

In passive target communication the target process does not execute RMA synchronization calls, and there is no concept of an exposure epoch.

be concurrently active in each processor, then it is sufficient to allocate one communicator per library.

Dynamic communicator allocation

Calls of parallel procedures are well-nested if a new parallel procedure is always invoked in a subset of a group executing the same parallel procedure. Thus, processes that execute the same parallel procedure have the same execution stack.

In such a case, a new communicator needs to be dynamically allocated for each new invocation of a parallel procedure. The allocation is done by the caller. A new communicator can be generated by a call to `MPI_COMM_DUP`, if the callee execution group is identical to the caller execution group, or by a call to `MPI_COMM_SPLIT` if the caller execution group is split into several subgroups executing distinct parallel routines. The new communicator is passed as an argument to the invoked routine.

The need for generating a new communicator at each invocation can be alleviated or avoided altogether in some cases: If the execution group is not split, then one can allocate a stack of communicators in a preamble, and next manage the stack in a way that mimics the stack of recursive calls.

One can also take advantage of the well-ordering property of communication to avoid confusing caller and callee communication, even if both use the same communicator. To do so, one needs to abide by the following two rules:

- messages sent before a procedure call (or before a return from the procedure) are also received before the matching call (or return) at the receiving end;
- messages are always selected by source (no use is made of `MPI_ANY_SOURCE`).

The General case

In the general case, there may be multiple concurrently active invocations of the same parallel procedure within the same group; invocations may not be well-nested. A new communicator needs to be created for each invocation. It is the user's responsibility to make sure that, should two distinct parallel procedures be invoked concurrently on overlapping sets of processes, then communicator creation be properly coordinated.

Chapter 7

Process Topologies

7.1 Introduction

This chapter discusses the MPI topology mechanism. A topology is an extra, optional attribute that one can give to an intra-communicator; topologies cannot be added to inter-communicators. A topology can provide a convenient naming mechanism for the processes of a group (within a communicator), and additionally, may assist the runtime system in mapping the processes onto hardware.

As stated in Chapter 6, a process group in MPI is a collection of n processes. Each process in the group is assigned a rank between 0 and $n-1$. In many parallel applications a linear ranking of processes does not adequately reflect the logical communication pattern of the processes (which is usually determined by the underlying problem geometry and the numerical algorithm used). Often the processes are arranged in topological patterns such as two- or three-dimensional grids. More generally, the logical process arrangement is described by a graph. In this chapter we will refer to this logical process arrangement as the “virtual topology.”

A clear distinction must be made between the virtual process topology and the topology of the underlying, physical hardware. The virtual topology can be exploited by the system in the assignment of processes to physical processors, if this helps to improve the communication performance on a given machine. How this mapping is done, however, is outside the scope of MPI. The description of the virtual topology, on the other hand, depends only on the application, and is machine-independent. The functions that are described in this chapter deal only with machine-independent mapping.

Rationale. Though physical mapping is not discussed, the existence of the virtual topology information may be used as advice by the runtime system. There are well-known techniques for mapping grid/torus structures to hardware topologies such as hypercubes or grids. For more complicated graph structures good heuristics often yield nearly optimal results [32]. On the other hand, if there is no way for the user to specify the logical process arrangement as a “virtual topology,” a random mapping is most likely to result. On some machines, this will lead to unnecessary contention in the interconnection network. Some details about predicted and measured performance improvements that result from good process-to-processor mapping on modern wormhole-routing architectures can be found in [10, 11].

Besides possible performance benefits, the virtual topology can function as a convenient, process-naming structure, with significant benefits for program readability and

Accumulate the contents of the origin buffer (as defined by `origin_addr`, `origin_count` and `origin_datatype`) to the buffer specified by arguments `target_count` and `target_datatype`, at offset `target_disp`, in the target window specified by `target_rank` and `win`, using the operation `op`. This is like `MPI_PUT` except that data is combined into the target area instead of overwriting it.

Any of the predefined operations for `MPI_REDUCE` can be used. User-defined functions cannot be used. For example, if `op` is `MPI_SUM`, each element of the origin buffer is added to the corresponding element in the target, replacing the former value in the target.

Each datatype argument must be a predefined datatype or a derived datatype, where all basic components are of the same predefined datatype. Both datatype arguments must be constructed from the same predefined datatype. The operation `op` applies to elements of that predefined type. `target_datatype` must not specify overlapping entries, and the target buffer must fit in the target window.

A new predefined operation, `MPI_REPLACE`, is defined. It corresponds to the associative function $f(a,b) = b$; i.e., the current value in the target memory is replaced by the value supplied by the origin. `MPI_REPLACE`, like the other predefined operations, is defined only for the predefined MPI datatypes.

Rationale. The rationale for this is that, for consistency, `MPI_REPLACE` should have the same limitations as the other operations. Extending it to all datatypes doesn't provide any real benefit. (*End of rationale.*)

Advice to users. `MPI_PUT` is a special case of `MPI_ACCUMULATE`, with the operation `MPI_REPLACE`. Note, however, that `MPI_PUT` and `MPI_ACCUMULATE` have different constraints on concurrent updates. (*End of advice to users.*)

Example 11.3 We want to compute $B(j) = \sum_{\text{map}(i)=j} A(i)$. The arrays `A`, `B` and `map` are distributed in the same manner. We write the simple version.

```

SUBROUTINE SUM(A, B, map, m, comm, p)
USE MPI
INTEGER m, map(m), comm, p, win, ierr
REAL A(m), B(m)
INTEGER (KIND=MPI_ADDRESS_KIND) lowerbound, sizeofreal

CALL MPI_TYPE_GET_EXTENT(MPI_REAL, lowerbound, sizeofreal, ierr)
CALL MPI_WIN_CREATE(B, m*sizeofreal, sizeofreal, MPI_INFO_NULL, &
                    comm, win, ierr)

CALL MPI_WIN_FENCE(0, win, ierr)
DO i=1,m
  j = map(i)/p
  k = MOD(map(i),p)
  CALL MPI_ACCUMULATE(A(i), 1, MPI_REAL, j, k, 1, MPI_REAL, &
                    MPI_SUM, win, ierr)
END DO
CALL MPI_WIN_FENCE(0, win, ierr)

```



```

CALL MPI_GET(A(i), 1, MPI_REAL, j, k, 1, MPI_REAL, win, ierr)
END DO
CALL MPI_WIN_FENCE(0, win, ierr)
CALL MPI_WIN_FREE(win, ierr)
RETURN
END

```

11.3.4 Accumulate Functions

It is often useful in a put operation to combine the data moved to the target process with the data that resides at that process, rather than replacing the data there. This will allow, for example, the accumulation of a sum by having all involved processes add their contribution to the sum variable in the memory of one process.

`MPI_ACCUMULATE(origin_addr, origin_count, origin_datatype, target_rank, target_disp, target_count, target_datatype, op, win)`

IN	origin_addr	initial address of buffer (choice)
IN	origin_count	number of entries in buffer (nonnegative integer)
IN	origin_datatype	datatype of each buffer entry (handle)
IN	target_rank	rank of target (nonnegative integer)
IN	target_disp	displacement from start of window to beginning of target buffer (nonnegative integer)
IN	target_count	number of entries in target buffer (nonnegative integer)
IN	target_datatype	datatype of each entry in target buffer (handle)
IN	op	reduce operation (handle)
IN	win	window object (handle)

```

int MPI_Accumulate(void *origin_addr, int origin_count,
                  MPI_Datatype origin_datatype, int target_rank,
                  MPI_Aint target_disp, int target_count,
                  MPI_Datatype target_datatype, MPI_Op op, MPI_Win win)
MPI_ACCUMULATE(ORIGIN_ADDR, ORIGIN_COUNT, ORIGIN_DATATYPE, TARGET_RANK,
               TARGET_DISP, TARGET_COUNT, TARGET_DATATYPE, OP, WIN, IERROR)
<type> ORIGIN_ADDR(*)
INTEGER(KIND=MPI_ADDRESS_KIND) TARGET_DISP
INTEGER ORIGIN_COUNT, ORIGIN_DATATYPE, TARGET_RANK, TARGET_COUNT,
TARGET_DATATYPE, OP, WIN, IERROR
void MPI::Win::Accumulate(const void* origin_addr, int origin_count, const
MPI::Datatype& origin_datatype, int target_rank, MPI::Aint
target_disp, int target_count, const MPI::Datatype&
target_datatype, const MPI::Op& op) const

```

notational power in message-passing programming. (*End of rationale.*)

7.2 Virtual Topologies

The communication pattern of a set of processes can be represented by a graph. The nodes represent processes, and the edges connect processes that communicate with each other. MPI provides message-passing between any pair of processes in a group. There is no requirement for opening a channel explicitly. Therefore, a “missing link” in the user-defined process graph does not prevent the corresponding processes from exchanging messages. It means rather that this connection is neglected in the virtual topology. This strategy implies that the topology gives no convenient way of naming this pathway of communication. Another possible consequence is that an automatic mapping tool (if one exists for the runtime environment) will not take account of this edge when mapping. Edges in the communication graph are not weighted, so that processes are either simply connected or not connected at all.

Rationale. Experience with similar techniques in PARMACS [5, 9] show that this information is usually sufficient for a good mapping. Additionally, a more precise specification is more difficult for the user to set up, and it would make the interface functions substantially more complicated. (*End of rationale.*)

Specifying the virtual topology in terms of a graph is sufficient for all applications. However, in many applications the graph structure is regular, and the detailed set-up of the graph would be inconvenient for the user and might be less efficient at run time. A large fraction of all parallel applications use process topologies like rings, two- or higher-dimensional grids, or tori. These structures are completely defined by the number of dimensions and the numbers of processes in each coordinate direction. Also, the mapping of grids and tori is generally an easier problem than that of general graphs. Thus, it is desirable to address these cases explicitly.

Process coordinates in a Cartesian structure begin their numbering at 0. Row-major numbering is always used for the processes in a Cartesian structure. This means that, for example, the relation between group rank and coordinates for four processes in a (2×2) grid is as follows.

```

coord (0,0): rank 0
coord (0,1): rank 1
coord (1,0): rank 2
coord (1,1): rank 3

```

7.3 Embedding in MPI

The support for virtual topologies as defined in this chapter is consistent with other parts of MPI, and, whenever possible, makes use of functions that are defined elsewhere. Topology information is associated with communicators. It is added to communicators using the caching mechanism described in Chapter 6.

7.4 Overview of the Functions

The functions `MPI_GRAPH_CREATE` and `MPI_CART_CREATE` are used to create general (graph) virtual topologies and Cartesian topologies, respectively. These topology creation functions are collective. As with other collective calls, the program must be written to work correctly, whether the call synchronizes or not.

The topology creation functions take as input an existing communicator `comm_old`, which defines the set of processes on which the topology is to be mapped. All input arguments must have identical values on all processes of the group of `comm_old`. A new communicator `comm_topol` is created that carries the topological structure as cached information (see Chapter 6). In analogy to function `MPI_COMM_CREATE`, no cached information propagates from `comm_old` to `comm_topol`.

`MPI_CART_CREATE` can be used to describe Cartesian structures of arbitrary dimension. For each coordinate direction one specifies whether the process structure is periodic or not. Note that an n -dimensional hypercube is an n -dimensional torus with 2 processes per coordinate direction. Thus, special support for hypercube structures is not necessary. The local auxiliary function `MPI_DIMS_CREATE` can be used to compute a balanced distribution of processes among a given number of dimensions.

Rationale. Similar functions are contained in EXPRESS [12] and PARMACS. (*End of rationale.*)

The function `MPI_TOPO_TEST` can be used to inquire about the topology associated with a communicator. The topological information can be extracted from the communicator using the functions `MPI_GRAPHDIMS_GET` and `MPI_GRAPH_GET`, for general graphs, and `MPI_CARTDIM_GET` and `MPI_CART_GET`, for Cartesian topologies. Several additional functions are provided to manipulate Cartesian topologies: the functions `MPI_CART_RANK` and `MPI_CART_COORDS` translate Cartesian coordinates into a group rank, and vice-versa; the function `MPI_CART_SUB` can be used to extract a Cartesian subspace (analogous to `MPI_COMM_SPLIT`). The function `MPI_CART_SHIFT` provides the information needed to communicate with neighbors in a Cartesian dimension. The two functions `MPI_GRAPH_NEIGHBORS_COUNT` and `MPI_GRAPH_NEIGHBORS` can be used to extract the neighbors of a node in a graph. The function `MPI_CART_SUB` is collective over the input communicator's group; all other functions are local.

Two additional functions, `MPI_GRAPH_MAP` and `MPI_CART_MAP` are presented in the last section. In general these functions are not called by the user directly. However, together with the communicator manipulation functions presented in Chapter 6, they are sufficient to implement all other topology functions. Section 7.5.7 outlines such an implementation.

1
2
3
4
5
6
7
8
9
10
11
12
13
14
15
16
17
18
19
20
21
22
23
24
25
26
27
28
29
30
31
32
33
34
35
36
37
38
39
40
41
42
43
44
45
46
47
48

```

1      tindex(total(j) + count(j)) = k
2  END DO
3
4      ! create origin and target datatypes for each get operation
5  DO i=1,p
6      CALL MPI_TYPE_CREATE_INDEXED_BLOCK(count(i), 1, oindex(total(i)+1), &
7                                          MPI_REAL, otype(i), ierr)
8
9      CALL MPI_TYPE_COMMIT(otype(i), ierr)
10     CALL MPI_TYPE_CREATE_INDEXED_BLOCK(count(i), 1, tindex(total(i)+1), &
11                                         MPI_REAL, ttype(i), ierr)
12     CALL MPI_TYPE_COMMIT(ttype(i), ierr)
13  END DO
14
15     ! this part does the assignment itself
16  CALL MPI_WIN_FENCE(0, win, ierr)
17  DO i=1,p
18     CALL MPI_GET(A, 1, otype(i), i-1, 0, 1, ttype(i), win, ierr)
19  END DO
20  CALL MPI_WIN_FENCE(0, win, ierr)
21
22  CALL MPI_WIN_FREE(win, ierr)
23  DO i=1,p
24     CALL MPI_TYPE_FREE(otype(i), ierr)
25     CALL MPI_TYPE_FREE(ttype(i), ierr)
26  END DO
27  RETURN
28  END

```

Example 11.2 A simpler version can be written that does not require that a datatype be built for the target buffer. But, one then needs a separate get call for each entry, as illustrated below. This code is much simpler, but usually much less efficient, for large arrays.

```

SUBROUTINE MAPVALS(A, B, map, m, comm, p)
USE MPI
INTEGER m, map(m), comm, p
REAL A(m), B(m)
INTEGER win, ierr
INTEGER (KIND=MPI_ADDRESS_KIND) lowerbound, sizeofreal

CALL MPI_TYPE_GET_EXTENT(MPI_REAL, lowerbound, sizeofreal, ierr)
CALL MPI_WIN_CREATE(B, m*sizeofreal, sizeofreal, MPI_INFO_NULL, &
                   comm, win, ierr)

CALL MPI_WIN_FENCE(0, win, ierr)
DO i=1,m
  j = map(i)/p
  k = MOD(map(i),p)

```

```

REAL A(m), B(m)
INTEGER otype(p), oindex(m), & ! used to construct origin datatypes
      ttype(p), tindex(m), & ! used to construct target datatypes
      count(p), total(p), &
      win, ierr
INTEGER (KIND=MPI_ADDRESS_KIND) lowerbound, sizeofreal

! This part does the work that depends on the locations of B.
! Can be reused while this does not change

CALL MPI_TYPE_GET_EXTENT(MPI_REAL, lowerbound, sizeofreal, ierr)
CALL MPI_WIN_CREATE(B, m*sizeofreal, sizeofreal, MPI_INFO_NULL, &
      comm, win, ierr)

! This part does the work that depends on the value of map and
! the locations of the arrays.
! Can be reused while these do not change

! Compute number of entries to be received from each process

DO i=1,p
  count(i) = 0
END DO
DO i=1,m
  j = map(i)/m+1
  count(j) = count(j)+1
END DO

total(1) = 0
DO i=2,p
  total(i) = total(i-1) + count(i-1)
END DO

DO i=1,p
  count(i) = 0
END DO

! compute origin and target indices of entries.
! entry i at current process is received from location
! k at process (j-1), where map(i) = (j-1)*m + (k-1),
! j = 1..p and k = 1..m

DO i=1,m
  j = map(i)/m+1
  k = MOD(map(i),m)+1
  count(j) = count(j)+1
  oindex(total(j) + count(j)) = i

```

7.5 Topology Constructors

7.5.1 Cartesian Constructor

```

MPI_CART_CREATE(comm_old, ndims, dims, periods, reorder, comm_cart)
  IN      comm_old      input communicator (handle)
  IN      ndims         number of dimensions of Cartesian grid (integer)
  IN      dims          integer array of size ndims specifying the number of
                        processes in each dimension
  IN      periods       logical array of size ndims specifying whether the grid
                        is periodic (true) or not (false) in each dimension
  IN      reorder       ranking may be reordered (true) or not (false) (logical)
  OUT     comm_cart     communicator with new Cartesian topology (handle)

int MPI_Cart_create(MPI_Comm comm_old, int ndims, int *dims, int *periods,
      int reorder, MPI_Comm *comm_cart)

MPI_CART_CREATE(COMM_OLD, NDIMS, DIMS, PERIODS, REORDER, COMM_CART, IERROR)
  INTEGER COMM_OLD, NDIMS, DIMS(*), COMM_CART, IERROR
  LOGICAL PERIODS(*), REORDER

MPI::Cartcomm MPI::Intracomm::Create_cart(int ndims, const int dims[],
      const bool periods[], bool reorder) const

```

MPI_CART_CREATE returns a handle to a new communicator to which the Cartesian topology information is attached. If `reorder = false` then the rank of each process in the new group is identical to its rank in the old group. Otherwise, the function may reorder the processes (possibly so as to choose a good embedding of the virtual topology onto the physical machine). If the total size of the Cartesian grid is smaller than the size of the group of `comm`, then some processes are returned MPI_COMM_NULL, in analogy to MPI_COMM_SPLIT. If `ndims` is zero then a zero-dimensional Cartesian topology is created. The call is erroneous if it specifies a grid that is larger than the group size or if `ndims` is negative.

7.5.2 Cartesian Convenience Function: MPI_DIMS_CREATE

For Cartesian topologies, the function MPI_DIMS_CREATE helps the user select a balanced distribution of processes per coordinate direction, depending on the number of processes in the group to be balanced and optional constraints that can be specified by the user. One use is to partition all the processes (the size of MPI_COMM_WORLD's group) into an n -dimensional topology.

```

MPI_DIMS_CREATE(nnodes, ndims, dims)
  IN      nnodes      number of nodes in a grid (integer)
  IN      ndims       number of Cartesian dimensions (integer)
  INOUT   dims        integer array of size ndims specifying the number of
                      nodes in each dimension

```

```
int MPI_Dims_create(int nnodes, int ndims, int *dims)
```

```

MPI_DIMS_CREATE(NNODES, NDIMS, DIMS, IERROR)
  INTEGER NNODES, NDIMS, DIMS(*), IERROR

```

```
void MPI::Compute_dims(int nnodes, int ndims, int dims[])
```

The entries in the array `dims` are set to describe a Cartesian grid with `ndims` dimensions and a total of `nnodes` nodes. The dimensions are set to be as close to each other as possible, using an appropriate divisibility algorithm. The caller may further constrain the operation of this routine by specifying elements of array `dims`. If `dims[i]` is set to a positive number, the routine will not modify the number of nodes in dimension `i`; only those entries where `dims[i] = 0` are modified by the call.

Negative input values of `dims[i]` are erroneous. An error will occur if `nnodes` is not a multiple of $\prod_{i, \text{dims}[i] \neq 0} \text{dims}[i]$.

For `dims[i]` set by the call, `dims[i]` will be ordered in non-increasing order. Array `dims` is suitable for use as input to routine `MPI_CART_CREATE`. `MPI_DIMS_CREATE` is local.

Example 7.1

dims before call	function call	dims on return
(0,0)	MPI_DIMS_CREATE(6, 2, dims)	(3,2)
(0,0)	MPI_DIMS_CREATE(7, 2, dims)	(7,1)
(0,3,0)	MPI_DIMS_CREATE(6, 3, dims)	(2,3,1)
(0,3,0)	MPI_DIMS_CREATE(7, 3, dims)	erroneous call

11.3.2 Get

```

MPI_GET(origin_addr, origin_count, origin_datatype, target_rank, target_disp, target_count,
target_datatype, win)
  OUT      origin_addr      initial address of origin buffer (choice)
  IN       origin_count     number of entries in origin buffer (nonnegative integer)
  IN       origin_datatype  datatype of each entry in origin buffer (handle)
  IN       target_rank      rank of target (nonnegative integer)
  IN       target_disp      displacement from window start to the beginning of
                          the target buffer (nonnegative integer)
  IN       target_count     number of entries in target buffer (nonnegative integer)
  IN       target_datatype  datatype of each entry in target buffer (handle)
  IN       win              window object used for communication (handle)

```

```

int MPI_Get(void *origin_addr, int origin_count, MPI_Datatype
origin_datatype, int target_rank, MPI_Aint target_disp, int
target_count, MPI_Datatype target_datatype, MPI_Win win)

```

```

MPI_GET(ORIGIN_ADDR, ORIGIN_COUNT, ORIGIN_DATATYPE, TARGET_RANK,
TARGET_DISP, TARGET_COUNT, TARGET_DATATYPE, WIN, IERROR)
<type> ORIGIN_ADDR(*)
INTEGER(KIND=MPI_ADDRESS_KIND) TARGET_DISP
INTEGER ORIGIN_COUNT, ORIGIN_DATATYPE, TARGET_RANK, TARGET_COUNT,
TARGET_DATATYPE, WIN, IERROR

```

```

void MPI::Win::Get(void *origin_addr, int origin_count, const
MPI::Datatype& origin_datatype, int target_rank, MPI::Aint
target_disp, int target_count, const MPI::Datatype&
target_datatype) const

```

Similar to `MPI_PUT`, except that the direction of data transfer is reversed. Data are copied from the target memory to the origin. The `origin_datatype` may not specify overlapping entries in the origin buffer. The target buffer must be contained within the target window, and the copied data must fit, without truncation, in the origin buffer.

11.3.3 Examples

Example 11.1 We show how to implement the generic indirect assignment `A = B(map)`, where `A`, `B` and `map` have the same distribution, and `map` is a permutation. To simplify, we assume a block distribution with equal size blocks.

```

SUBROUTINE MAPVALS(A, B, map, m, comm, p)
USE MPI
INTEGER m, map(m), comm, p

```

Transfers `origin_count` successive entries of the type specified by the `origin_datatype`, starting at address `origin_addr` on the origin node to the target node specified by the `win`, `target_rank` pair. The data are written in the target buffer at address `target_addr = window_base + target_disp × disp_unit`, where `window_base` and `disp_unit` are the base address and window displacement unit specified at window initialization, by the target process.

The target buffer is specified by the arguments `target_count` and `target_datatype`.

The data transfer is the same as that which would occur if the origin process executed a send operation with arguments `origin_addr`, `origin_count`, `origin_datatype`, `target_rank`, `tag`, `comm`, and the target process executed a receive operation with arguments `target_addr`, `target_count`, `target_datatype`, `source`, `tag`, `comm`, where `target_addr` is the target buffer address computed as explained above, and `comm` is a communicator for the group of `win`.

The communication must satisfy the same constraints as for a similar message-passing communication. The `target_datatype` may not specify overlapping entries in the target buffer. The message sent must fit, without truncation, in the target buffer. Furthermore, the target buffer must fit in the target window.

The `target_datatype` argument is a handle to a datatype object defined at the origin process. However, this object is interpreted at the target process: the outcome is as if the target datatype object was defined at the target process, by the same sequence of calls used to define it at the origin process. The target datatype must contain only relative displacements, not absolute addresses. The same holds for get and accumulate.

Advice to users. The `target_datatype` argument is a handle to a datatype object that is defined at the origin process, even though it defines a data layout in the target process memory. This causes no problems in a homogeneous environment, or in a heterogeneous environment, if only portable datatypes are used (portable datatypes are defined in Section 2.4, page 11).

The performance of a put transfer can be significantly affected, on some systems, from the choice of window location and the shape and location of the origin and target buffer: transfers to a target window in memory allocated by `MPI_ALLOC_MEM` may be much faster on shared memory systems; transfers from contiguous buffers will be faster on most, if not all, systems; the alignment of the communication buffers may also impact performance. (*End of advice to users.*)

Advice to implementors. A high-quality implementation will attempt to prevent remote accesses to memory outside the window that was exposed by the process. This, both for debugging purposes, and for protection with client-server codes that use RMA. I.e., a high-quality implementation will check, if possible, window bounds on each RMA call, and raise an MPI exception at the origin call if an out-of-bound situation occurred. Note that the condition can be checked at the origin. Of course, the added safety achieved by such checks has to be weighed against the added cost of such checks. (*End of advice to implementors.*)

7.5.3 General (Graph) Constructor

```

1  MPI_GRAPH_CREATE(comm_old, nnodes, index, edges, reorder, comm_graph)
2
3
4  IN      comm_old      input communicator (handle)
5
6  IN      nnodes        number of nodes in graph (integer)
7
8  IN      index         array of integers describing node degrees (see below)
9
10 IN      edges         array of integers describing graph edges (see below)
11
12 IN      reorder       ranking may be reordered (true) or not (false) (logical)
13
14 OUT     comm_graph    communicator with graph topology added (handle)
15
16
17 int MPI_Graph_create(MPI_Comm comm_old, int nnodes, int *index, int *edges,
18                     int reorder, MPI_Comm *comm_graph)
19
20 MPI_GRAPH_CREATE(COMM_OLD, NNODES, INDEX, EDGES, REORDER, COMM_GRAPH,
21                 IERROR)
22
23 INTEGER COMM_OLD, NNODES, INDEX(*), EDGES(*), COMM_GRAPH, IERROR
24 LOGICAL REORDER
25
26 MPI::Graphcomm MPI::Intracomm::Create_graph(int nnodes, const int index[],
27                                             const int edges[], bool reorder) const

```

`MPI_GRAPH_CREATE` returns a handle to a new communicator to which the graph topology information is attached. If `reorder = false` then the rank of each process in the new group is identical to its rank in the old group. Otherwise, the function may reorder the processes. If the size, `nnodes`, of the graph is smaller than the size of the group of `comm`, then some processes are returned `MPI_COMM_NULL`, in analogy to `MPI_CART_CREATE` and `MPI_COMM_SPLIT`. If the graph is empty, i.e., `nnodes == 0`, then `MPI_COMM_NULL` is returned in all processes. The call is erroneous if it specifies a graph that is larger than the group size of the input communicator.

The three parameters `nnodes`, `index` and `edges` define the graph structure. `nnodes` is the number of nodes of the graph. The nodes are numbered from 0 to `nnodes-1`. The `i`-th entry of array `index` stores the total number of neighbors of the first `i` graph nodes. The lists of neighbors of nodes 0, 1, . . . , `nnodes-1` are stored in consecutive locations in array `edges`. The array `edges` is a flattened representation of the edge lists. The total number of entries in `index` is `nnodes` and the total number of entries in `edges` is equal to the number of graph edges.

The definitions of the arguments `nnodes`, `index`, and `edges` are illustrated with the following simple example.

Example 7.2 Assume there are four processes 0, 1, 2, 3 with the following adjacency matrix:

process	neighbors
0	1, 3
1	0
2	3
3	0, 2

Then, the input arguments are:

```
nnodes = 4
index = 2, 3, 4, 6
edges = 1, 3, 0, 3, 0, 2
```

Thus, in C, `index[0]` is the degree of node zero, and `index[i] - index[i-1]` is the degree of node `i`, `i=1, ..., nnodes-1`; the list of neighbors of node zero is stored in `edges[j]`, for $0 \leq j \leq \text{index}[0] - 1$ and the list of neighbors of node `i`, $i > 0$, is stored in `edges[j]`, $\text{index}[i-1] \leq j \leq \text{index}[i] - 1$.

In Fortran, `index(1)` is the degree of node zero, and `index(i+1) - index(i)` is the degree of node `i`, `i=1, ..., nnodes-1`; the list of neighbors of node zero is stored in `edges(j)`, for $1 \leq j \leq \text{index}(1)$ and the list of neighbors of node `i`, $i > 0$, is stored in `edges(j)`, $\text{index}(i) + 1 \leq j \leq \text{index}(i + 1)$.

A single process is allowed to be defined multiple times in the list of neighbors of a process (i.e., there may be multiple edges between two processes). A process is also allowed to be a neighbor to itself (i.e., a self loop in the graph). The adjacency matrix is allowed to be non-symmetric.

Advice to users. Performance implications of using multiple edges or a non-symmetric adjacency matrix are not defined. The definition of a node-neighbor edge does not imply a direction of the communication. (*End of advice to users.*)

Advice to implementors. The following topology information is likely to be stored with a communicator:

- Type of topology (Cartesian/graph),
- For a Cartesian topology:
 1. `ndims` (number of dimensions),
 2. `dims` (numbers of processes per coordinate direction),
 3. `periods` (periodicity information),
 4. `own_position` (own position in grid, could also be computed from rank and `dims`)
- For a graph topology:
 1. `index`,
 2. `edges`,
 which are the vectors defining the graph structure.

For a graph structure the number of nodes is equal to the number of processes in the group. Therefore, the number of nodes does not have to be stored explicitly. An additional zero entry at the start of array index simplifies access to the topology information. (*End of advice to implementors.*)

Rationale. The choice of supporting “self-communication” is the same as for message-passing. It simplifies some coding, and is very useful with accumulate operations, to allow atomic updates of local variables. (*End of rationale.*)

`MPI_PROC_NULL` is a valid target rank in the MPI RMA calls `MPI_ACCUMULATE`, `MPI_GET`, and `MPI_PUT`. The effect is the same as for `MPI_PROC_NULL` in MPI point-to-point communication. After any RMA operation with rank `MPI_PROC_NULL`, it is still necessary to finish the RMA epoch with the synchronization method that started the epoch.

11.3.1 Put

The execution of a put operation is similar to the execution of a send by the origin process and a matching receive by the target process. The obvious difference is that all arguments are provided by one call — the call executed by the origin process.

```
MPI_PUT(origin_addr, origin_count, origin_datatype, target_rank, target_disp, target_count,
target_datatype, win)
```

IN	<code>origin_addr</code>	initial address of origin buffer (choice)
IN	<code>origin_count</code>	number of entries in origin buffer (nonnegative integer)
IN	<code>origin_datatype</code>	datatype of each entry in origin buffer (handle)
IN	<code>target_rank</code>	rank of target (nonnegative integer)
IN	<code>target_disp</code>	displacement from start of window to target buffer (nonnegative integer)
IN	<code>target_count</code>	number of entries in target buffer (nonnegative integer)
IN	<code>target_datatype</code>	datatype of each entry in target buffer (handle)
IN	<code>win</code>	window object used for communication (handle)

```
int MPI_Put(void *origin_addr, int origin_count, MPI_Datatype
origin_datatype, int target_rank, MPI_Aint target_disp, int
target_count, MPI_Datatype target_datatype, MPI_Win win)
```

```
MPI_PUT(ORIGIN_ADDR, ORIGIN_COUNT, ORIGIN_DATATYPE, TARGET_RANK,
TARGET_DISP, TARGET_COUNT, TARGET_DATATYPE, WIN, IERROR)
<type> ORIGIN_ADDR(*)
INTEGER(KIND=MPI_ADDRESS_KIND) TARGET_DISP
INTEGER ORIGIN_COUNT, ORIGIN_DATATYPE, TARGET_RANK, TARGET_COUNT,
TARGET_DATATYPE, WIN, IERROR
```

```
void MPI::Win::Put(const void* origin_addr, int origin_count, const
MPI::Datatype& origin_datatype, int target_rank, MPI::Aint
target_disp, int target_count, const MPI::Datatype&
target_datatype) const
```

```
MPI::Group MPI::Win::Get_group() const
```

MPI_WIN_GET_GROUP returns a duplicate of the group of the communicator used to create the window. associated with win. The group is returned in group.

11.3 Communication Calls

MPI supports three RMA communication calls: MPI_PUT transfers data from the caller memory (origin) to the target memory; MPI_GET transfers data from the target memory to the caller memory; and MPI_ACCUMULATE updates locations in the target memory, e.g. by adding to these locations values sent from the caller memory. These operations are *nonblocking*: the call initiates the transfer, but the transfer may continue after the call returns. The transfer is completed, both at the origin and at the target, when a subsequent *synchronization* call is issued by the caller on the involved window object. These synchronization calls are described in Section 11.4, page 333.

The local communication buffer of an RMA call should not be updated, and the local communication buffer of a get call should not be accessed after the RMA call, until the subsequent synchronization call completes.

Rationale. The rule above is more lenient than for message-passing, where we do not allow two concurrent sends, with overlapping send buffers. Here, we allow two concurrent puts with overlapping send buffers. The reasons for this relaxation are

1. Users do not like that restriction, which is not very natural (it prohibits concurrent reads).
2. Weakening the rule does not prevent efficient implementation, as far as we know.
3. Weakening the rule is important for performance of RMA: we want to associate one synchronization call with as many RMA operations is possible. If puts from overlapping buffers cannot be concurrent, then we need to needlessly add synchronization points in the code.

(End of rationale.)

It is erroneous to have concurrent conflicting accesses to the same memory location in a window; if a location is updated by a put or accumulate operation, then this location cannot be accessed by a load or another RMA operation until the updating operation has completed at the target. There is one exception to this rule; namely, the same location can be updated by several concurrent accumulate calls, the outcome being as if these updates occurred in some order. In addition, a window cannot concurrently be updated by a put or accumulate operation and by a local store operation. This, even if these two updates access different locations in the window. The last restriction enables more efficient implementations of RMA operations on many systems. These restrictions are described in more detail in Section 11.7, page 349.

The calls use general datatype arguments to specify communication buffers at the origin and at the target. Thus, a transfer operation may also gather data at the source and scatter it at the destination. However, all arguments specifying both communication buffers are provided by the caller.

For all three calls, the target process may be identical with the origin process; i.e., a process may use an RMA operation to move data in its memory.

7.5.4 Topology Inquiry Functions

If a topology has been defined with one of the above functions, then the topology information can be looked up using inquiry functions. They all are local calls.

```
MPI_TOPO_TEST(comm, status)
```

IN	comm	communicator (handle)
OUT	status	topology type of communicator comm (state)

```
int MPI_Topo_test(MPI_Comm comm, int *status)
```

```
MPI_TOPO_TEST(COMM, STATUS, IERROR)
INTEGER COMM, STATUS, IERROR
```

```
int MPI::Comm::Get_topology() const
```

The function MPI_TOPO_TEST returns the type of topology that is assigned to a communicator.

The output value status is one of the following:

MPI_GRAPH	graph topology
MPI_CART	Cartesian topology
MPI_UNDEFINED	no topology

```
MPI_GRAPHDIMS_GET(comm, nnodes, nedges)
```

IN	comm	communicator for group with graph structure (handle)
OUT	nnodes	number of nodes in graph (integer) (same as number of processes in the group)
OUT	nedges	number of edges in graph (integer)

```
int MPI_Graphdims_get(MPI_Comm comm, int *nnodes, int *nedges)
```

```
MPI_GRAPHDIMS_GET(COMM, NNODES, NEDGES, IERROR)
INTEGER COMM, NNODES, NEDGES, IERROR
```

```
void MPI::Graphcomm::Get_dims(int nnodes[], int nedges[]) const
```

Functions MPI_GRAPHDIMS_GET and MPI_GRAPH_GET retrieve the graph-topology information that was associated with a communicator by MPI_GRAPH_CREATE.

The information provided by MPI_GRAPHDIMS_GET can be used to dimension the vectors index and edges correctly for the following call to MPI_GRAPH_GET.


```

MPI_GRAPH_GET(comm, maxindex, maxedges, index, edges)
  IN      comm      communicator with graph structure (handle)
  IN      maxindex  length of vector index in the calling program
                    (integer)
  IN      maxedges  length of vector edges in the calling program
                    (integer)
  OUT     index     array of integers containing the graph structure (for
                    details see the definition of MPI_GRAPH_CREATE)
  OUT     edges     array of integers containing the graph structure

int MPI_Graph_get(MPI_Comm comm, int maxindex, int maxedges, int *index,
                  int *edges)
MPI_GRAPH_GET(COMM, MAXINDEX, MAXEDGES, INDEX, EDGES, IERROR)
  INTEGER COMM, MAXINDEX, MAXEDGES, INDEX(*), EDGES(*), IERROR
void MPI::Graphcomm::Get_topo(int maxindex, int maxedges, int index[],
                              int edges[]) const

MPI_CARTDIM_GET(comm, ndims)
  IN      comm      communicator with Cartesian structure (handle)
  OUT     ndims     number of dimensions of the Cartesian structure (in-
                    teger)

int MPI_Cartdim_get(MPI_Comm comm, int *ndims)
MPI_CARTDIM_GET(COMM, NDIMS, IERROR)
  INTEGER COMM, NDIMS, IERROR
int MPI::Cartcomm::Get_dim() const

The functions MPI_CARTDIM_GET and MPI_CART_GET return the Cartesian topol-
ogy information that was associated with a communicator by MPI_CART_CREATE. If comm
is associated with a zero-dimensional Cartesian topology, MPI_CARTDIM_GET returns
ndims=0 and MPI_CART_GET will keep all output arguments unchanged.

```

```

INTEGER WIN, IERROR
void MPI::Win::Free()

Frees the window object win and returns a null handle (equal to MPI_WIN_NULL). This
is a collective call executed by all processes in the group associated with
win. MPI_WIN_FREE(win) can be invoked by a process only after it has completed its
involvement in RMA communications on window win: i.e., the process has called
MPI_WIN_FENCE, or called MPI_WIN_WAIT to match a previous call to MPI_WIN_POST
or called MPI_WIN_COMPLETE to match a previous call to MPI_WIN_START or called
MPI_WIN_UNLOCK to match a previous call to MPI_WIN_LOCK. When the call returns,
the window memory can be freed.

Advice to implementors. MPI_WIN_FREE requires a barrier synchronization: no
process can return from free until all processes in the group of win called free. This, to
ensure that no process will attempt to access a remote window (e.g., with lock/unlock)
after it was freed. (End of advice to implementors.)

11.2.2 Window Attributes
The following three attributes are cached with a window, when the window is created.

MPI_WIN_BASE      window base address.
MPI_WIN_SIZE      window size, in bytes.
MPI_WIN_DISP_UNIT displacement unit associated with the window.

In C, calls to MPI_Win_get_attr(win, MPI_WIN_BASE, &base, &flag),
MPI_Win_get_attr(win, MPI_WIN_SIZE, &size, &flag) and
MPI_Win_get_attr(win, MPI_WIN_DISP_UNIT, &disp_unit, &flag) will return in
base a pointer to the start of the window win, and will return in size and disp_unit pointers
to the size and displacement unit of the window, respectively. And similarly, in C++.
In Fortran, calls to MPI_WIN_GET_ATTR(win, MPI_WIN_BASE, base, flag, ierror),
MPI_WIN_GET_ATTR(win, MPI_WIN_SIZE, size, flag, ierror) and
MPI_WIN_GET_ATTR(win, MPI_WIN_DISP_UNIT, disp_unit, flag, ierror) will return in
base, size and disp_unit the (integer representation of) the base address, the size and the
displacement unit of the window win, respectively. (The window attribute access functions
are defined in Section 6.7.3, page 227.)

The other “window attribute,” namely the group of processes attached to the window,
can be retrieved using the call below.

MPI_WIN_GET_GROUP(win, group)
  IN      win      window object (handle)
  OUT     group    group of processes which share access to the window
                    (handle)

int MPI_Win_get_group(MPI_Win win, MPI_Group *group)
MPI_WIN_GET_GROUP(WIN, GROUP, IERROR)
  INTEGER WIN, GROUP, IERROR

```


Advice to users. Common choices for `disp_unit` are 1 (no scaling), and (in C syntax) `sizeof(type)`, for a window that consists of an array of elements of type `type`. The later choice will allow one to use array indices in RMA calls, and have those scaled correctly to byte displacements, even in a heterogeneous environment. (*End of advice to users.*)

The `info` argument provides optimization hints to the runtime about the expected usage pattern of the window. The following info key is predefined:

`no_locks` — if set to `true`, then the implementation may assume that the local window is never locked (by a call to `MPI_WIN_LOCK`). This implies that this window is not used for 3-party communication, and RMA can be implemented with no (less) asynchronous agent activity at this process.

The various processes in the group of `comm` may specify completely different target windows, in location, size, displacement units and info arguments. As long as all the get, put and accumulate accesses to a particular process fit their specific target window this should pose no problem. The same area in memory may appear in multiple windows, each associated with a different window object. However, concurrent communications to distinct, overlapping windows may lead to erroneous results.

Advice to users. A window can be created in any part of the process memory. However, on some systems, the performance of windows in memory allocated by `MPI_ALLOC_MEM` (Section 8.2, page 262) will be better. Also, on some systems, performance is improved when window boundaries are aligned at “natural” boundaries (word, double-word, cache line, page frame, etc.). (*End of advice to users.*)

Advice to implementors. In cases where RMA operations use different mechanisms in different memory areas (e.g., load/store in a shared memory segment, and an asynchronous handler in private memory), the `MPI_WIN_CREATE` call needs to figure out which type of memory is used for the window. To do so, MPI maintains, internally, the list of memory segments allocated by `MPI_ALLOC_MEM`, or by other, implementation specific, mechanisms, together with information on the type of memory segment allocated. When a call to `MPI_WIN_CREATE` occurs, then MPI checks which segment contains each window, and decides, accordingly, which mechanism to use for RMA operations.

Vendors may provide additional, implementation-specific mechanisms to allow “good” memory to be used for static variables.

Implementors should document any performance impact of window alignment. (*End of advice to implementors.*)

`MPI_WIN_FREE(win)`

INOUT win window object (handle)

`int MPI_Win_free(MPI_Win *win)`

`MPI_WIN_FREE(WIN, IERROR)`

```

1 MPI_CART_GET(comm, maxdims, dims, periods, coords)
2
3   IN      comm      communicator with Cartesian structure (handle)
4   IN      maxdims   length of vectors dims, periods, and coords in the
5                       calling program (integer)
6   OUT     dims      number of processes for each Cartesian dimension (ar-
7                       ray of integer)
8   OUT     periods   periodicity (true/false) for each Cartesian dimension
9                       (array of logical)
10  OUT     coords    coordinates of calling process in Cartesian structure
11                       (array of integer)

```

```

14 int MPI_Cart_get(MPI_Comm comm, int maxdims, int *dims, int *periods,
15                int *coords)

```

```

17 MPI_CART_GET(COMM, MAXDIMS, DIMS, PERIODS, COORDS, IERROR)
18   INTEGER COMM, MAXDIMS, DIMS(*), COORDS(*), IERROR
19   LOGICAL PERIODS(*)

```

```

22 void MPI::Cartcomm::Get_topo(int maxdims, int dims[], bool periods[],
23                             int coords[]) const

```

`MPI_CART_RANK(comm, coords, rank)`

```

26   IN      comm      communicator with Cartesian structure (handle)
27   IN      coords    integer array (of size ndims) specifying the Cartesian
28                       coordinates of a process
29   OUT     rank      rank of specified process (integer)

```

```

32 int MPI_Cart_rank(MPI_Comm comm, int *coords, int *rank)

```

```

34 MPI_CART_RANK(COMM, COORDS, RANK, IERROR)
35   INTEGER COMM, COORDS(*), RANK, IERROR

```

```

38 int MPI::Cartcomm::Get_cart_rank(const int coords[]) const

```

For a process group with Cartesian structure, the function `MPI_CART_RANK` translates the logical process coordinates to process ranks as they are used by the point-to-point routines.

For dimension `i` with `periods(i) = true`, if the coordinate, `coords(i)`, is out of range, that is, `coords(i) < 0` or `coords(i) ≥ dims(i)`, it is shifted back to the interval $0 \leq \text{coords}(i) < \text{dims}(i)$ automatically. Out-of-range coordinates are erroneous for non-periodic dimensions.

If `comm` is associated with a zero-dimensional Cartesian topology, `coord` is not significant and 0 is returned in `rank`.

```

MPI_CART_COORDS(comm, rank, maxdims, coords)
    IN      comm      communicator with Cartesian structure (handle)
    IN      rank      rank of a process within group of comm (integer)
    IN      maxdims   length of vector coords in the calling program (integer)
    OUT     coords    integer array (of size ndims) containing the Cartesian
                    coordinates of specified process (array of integers)

int MPI_Cart_coords(MPI_Comm comm, int rank, int maxdims, int *coords)
MPI_CART_COORDS(COMM, RANK, MAXDIMS, COORDS, IERROR)
    INTEGER COMM, RANK, MAXDIMS, COORDS(*), IERROR

void MPI::Cartcomm::Get_coords(int rank, int maxdims, int coords[]) const
    The inverse mapping, rank-to-coordinates translation is provided by
    MPI_CART_COORDS.
    If comm is associated with a zero-dimensional Cartesian topology,
    coords will be unchanged.

MPI_GRAPH_NEIGHBORS_COUNT(comm, rank, nneighbors)
    IN      comm      communicator with graph topology (handle)
    IN      rank      rank of process in group of comm (integer)
    OUT     nneighbors number of neighbors of specified process (integer)

int MPI_Graph_neighbors_count(MPI_Comm comm, int rank, int *nneighbors)
MPI_GRAPH_NEIGHBORS_COUNT(COMM, RANK, NNEIGHBORS, IERROR)
    INTEGER COMM, RANK, NNEIGHBORS, IERROR

int MPI::Graphcomm::Get_neighbors_count(int rank) const
    MPI_GRAPH_NEIGHBORS_COUNT and MPI_GRAPH_NEIGHBORS provide adjacency
    information for a general graph topology.

MPI_GRAPH_NEIGHBORS(comm, rank, maxneighbors, neighbors)
    IN      comm      communicator with graph topology (handle)
    IN      rank      rank of process in group of comm (integer)
    IN      maxneighbors size of array neighbors (integer)
    OUT     neighbors  ranks of processes that are neighbors to specified process
                    (array of integer)

int MPI_Graph_neighbors(MPI_Comm comm, int rank, int maxneighbors,
    int *neighbors)

```

process in which the memory is accessed. Thus, in a put operation, source=origin and destination=target; in a get operation, source=target and destination=origin.

11.2 Initialization

11.2.1 Window Creation

The initialization operation allows each process in an intracommunicator group to specify, in a collective operation, a “window” in its memory that is made accessible to accesses by remote processes. The call returns an opaque object that represents the group of processes that own and access the set of windows, and the attributes of each window, as specified by the initialization call.

```

MPI_WIN_CREATE(base, size, disp_unit, info, comm, win)
    IN      base      initial address of window (choice)
    IN      size      size of window in bytes (nonnegative integer)
    IN      disp_unit local unit size for displacements, in bytes (positive integer)
    IN      info      info argument (handle)
    IN      comm      communicator (handle)
    OUT     win       window object returned by the call (handle)

```

```

int MPI_Win_create(void *base, MPI_Aint size, int disp_unit, MPI_Info info,
    MPI_Comm comm, MPI_Win *win)

```

```

MPI_WIN_CREATE(BASE, SIZE, DISP_UNIT, INFO, COMM, WIN, IERROR)
    <type> BASE(*)
    INTEGER(KIND=MPI_ADDRESS_KIND) SIZE
    INTEGER DISP_UNIT, INFO, COMM, WIN, IERROR

```

```

static MPI::Win MPI::Win::Create(const void* base, MPI::Aint size, int
    disp_unit, const MPI::Info& info, const MPI::Intracomm& comm)

```

This is a collective call executed by all processes in the group of comm. It returns a window object that can be used by these processes to perform RMA operations. Each process specifies a window of existing memory that it exposes to RMA accesses by the processes in the group of comm. The window consists of size bytes, starting at address base. A process may elect to expose no memory by specifying size = 0.

The displacement unit argument is provided to facilitate address arithmetic in RMA operations: the target displacement argument of an RMA operation is scaled by the factor disp_unit specified by the target process, at window creation.

Rationale. The window size is specified using an address sized integer, so as to allow windows that span more than 4 GB of address space. (Even if the physical memory size is less than 4 GB, the address range may be larger than 4 GB, if addresses are not contiguous.) (*End of rationale.*)

Chapter 11

One-Sided Communications

11.1 Introduction

Remote Memory Access (RMA) extends the communication mechanisms of MPI by allowing one process to specify all communication parameters, both for the sending side and for the receiving side. This mode of communication facilitates the coding of some applications with dynamically changing data access patterns where the data distribution is fixed or slowly changing. In such a case, each process can compute what data it needs to access or update at other processes. However, processes may not know which data in their own memory need to be accessed or updated by remote processes, and may not even know the identity of these processes. Thus, the transfer parameters are all available only on one side. Regular send/receive communication requires matching operations by sender and receiver. In order to issue the matching operations, an application needs to distribute the transfer parameters. This may require all processes to participate in a time consuming global computation, or to periodically poll for potential communication requests to receive and act upon. The use of RMA communication mechanisms avoids the need for global computations or explicit polling. A generic example of this nature is the execution of an assignment of the form $\mathbf{A} = \mathbf{B}(\mathbf{map})$, where \mathbf{map} is a permutation vector, and \mathbf{A} , \mathbf{B} and \mathbf{map} are distributed in the same manner.

Message-passing communication achieves two effects: *communication* of data from sender to receiver; and *synchronization* of sender with receiver. The RMA design separates these two functions. Three communication calls are provided: `MPI_PUT` (remote write), `MPI_GET` (remote read) and `MPI_ACCUMULATE` (remote update). A larger number of synchronization calls are provided that support different synchronization styles. The design is similar to that of weakly coherent memory systems: correct ordering of memory accesses has to be imposed by the user, using synchronization calls; the implementation can delay communication operations until the synchronization calls occur, for efficiency.

The design of the RMA functions allows implementors to take advantage, in many cases, of fast communication mechanisms provided by various platforms, such as coherent or noncoherent shared memory, DMA engines, hardware-supported put/get operations, communication coprocessors, etc. The most frequently used RMA communication mechanisms can be layered on top of message-passing. However, support for asynchronous communication agents (handlers, threads, etc.) is needed, for certain RMA functions, in a distributed memory environment.

We shall denote by **origin** the process that performs the call, and by **target** the

1
2
3
4
5
6
7
8
9
10
11
12
13
14
15
16
17
18
19
20
21
22
23
24
25
26
27
28
29
30
31
32
33
34
35
36
37
38
39
40
41
42
43
44
45
46
47
48

```

1 MPI_GRAPH_NEIGHBORS(COMM, RANK, MAXNEIGHBORS, NEIGHBORS, IERROR)
2     INTEGER COMM, RANK, MAXNEIGHBORS, NEIGHBORS(*), IERROR
3
4 void MPI::Graphcomm::Get_neighbors(int rank, int maxneighbors, int
5     neighbors[]) const
6

```

Example 7.3 Suppose that `comm` is a communicator with a shuffle-exchange topology. The graph has 2^n members. Each process is labeled by a_1, \dots, a_n with $a_i \in \{0, 1\}$, and has three neighbors: $\text{exchange}(a_1, \dots, a_n) = a_1, \dots, a_{n-1}, \bar{a}_n$ ($\bar{a} = 1 - a$), $\text{shuffle}(a_1, \dots, a_n) = a_2, \dots, a_n, a_1$, and $\text{unshuffle}(a_1, \dots, a_n) = a_n, a_1, \dots, a_{n-1}$. The graph adjacency list is illustrated below for $n = 3$.

node	exchange neighbors(1)	shuffle neighbors(2)	unshuffle neighbors(3)
0 (000)	1	0	0
1 (001)	0	2	4
2 (010)	3	4	1
3 (011)	2	6	5
4 (100)	5	1	2
5 (101)	4	3	6
6 (110)	7	5	3
7 (111)	6	7	7

Suppose that the communicator `comm` has this topology associated with it. The following code fragment cycles through the three types of neighbors and performs an appropriate permutation for each.

```

28 C assume: each process has stored a real number A.
29 C extract neighborhood information
30     CALL MPI_COMM_RANK(comm, myrank, ierr)
31     CALL MPI_GRAPH_NEIGHBORS(comm, myrank, 3, neighbors, ierr)
32 C perform exchange permutation
33     CALL MPI_SENDRECV_REPLACE(A, 1, MPI_REAL, neighbors(1), 0,
34         + neighbors(1), 0, comm, status, ierr)
35 C perform shuffle permutation
36     CALL MPI_SENDRECV_REPLACE(A, 1, MPI_REAL, neighbors(2), 0,
37         + neighbors(3), 0, comm, status, ierr)
38 C perform unshuffle permutation
39     CALL MPI_SENDRECV_REPLACE(A, 1, MPI_REAL, neighbors(3), 0,
40         + neighbors(2), 0, comm, status, ierr)

```

7.5.5 Cartesian Shift Coordinates

If the process topology is a Cartesian structure, an `MPI_SENDRECV` operation is likely to be used along a coordinate direction to perform a shift of data. As input, `MPI_SENDRECV` takes the rank of a source process for the receive, and the rank of a destination process for the send. If the function `MPI_CART_SHIFT` is called for a Cartesian process group, it provides the calling process with the above identifiers, which then can be passed to `MPI_SENDRECV`.

1
2
3
4
5
6
7
8
9
10
11
12
13
14
15
16
17
18
19
20
21
22
23
24
25
26
27
28
29
30
31
32
33
34
35
36
37
38
39
40
41
42
43
44
45
46
47
48

The user specifies the coordinate direction and the size of the step (positive or negative). The function is local.

```

MPI_CART_SHIFT(comm, direction, disp, rank_source, rank_dest)
    IN      comm          communicator with Cartesian structure (handle)
    IN      direction     coordinate dimension of shift (integer)
    IN      disp          displacement (> 0: upwards shift, < 0: downwards
                          shift) (integer)
    OUT     rank_source   rank of source process (integer)
    OUT     rank_dest     rank of destination process (integer)

int MPI_Cart_shift(MPI_Comm comm, int direction, int disp,
                  int *rank_source, int *rank_dest)

MPI_CART_SHIFT(COMM, DIRECTION, DISP, RANK_SOURCE, RANK_DEST, IERROR)
    INTEGER COMM, DIRECTION, DISP, RANK_SOURCE, RANK_DEST, IERROR

void MPI::Cartcomm::Shift(int direction, int disp, int& rank_source,
                          int& rank_dest) const

```

The `direction` argument indicates the dimension of the shift, i.e., the coordinate which value is modified by the shift. The coordinates are numbered from 0 to `ndims-1`, when `ndims` is the number of dimensions.

Depending on the periodicity of the Cartesian group in the specified coordinate direction, `MPI_CART_SHIFT` provides the identifiers for a circular or an end-off shift. In the case of an end-off shift, the value `MPI_PROC_NULL` may be returned in `rank_source` or `rank_dest`, indicating that the source or the destination for the shift is out of range.

It is erroneous to call `MPI_CART_SHIFT` with a `direction` that is either negative or greater than or equal to the number of dimensions in the Cartesian communicator. This implies that it is erroneous to call `MPI_CART_SHIFT` with a `comm` that is associated with a zero-dimensional Cartesian topology.

Example 7.4 The communicator, `comm`, has a two-dimensional, periodic, Cartesian topology associated with it. A two-dimensional array of REALs is stored one element per process, in variable `A`. One wishes to skew this array, by shifting column `i` (vertically, i.e., along the column) by `i` steps.

```

....
C find process rank
    CALL MPI_COMM_RANK(comm, rank, ierr)
C find Cartesian coordinates
    CALL MPI_CART_COORDS(comm, rank, maxdims, coords, ierr)
C compute shift source and destination
    CALL MPI_CART_SHIFT(comm, 0, coords(2), source, dest, ierr)
C skew array
    CALL MPI_SENDRECV_REPLACE(A, 1, MPI_REAL, dest, 0, source, 0, comm,
+                             status, ierr)

```

This call creates an intercommunicator from the union of two MPI processes which are connected by a socket. `MPI_COMM_JOIN` should normally succeed if the local and remote processes have access to the same implementation-defined MPI communication universe.

Advice to users. An MPI implementation may require a specific communication medium for MPI communication, such as a shared memory segment or a special switch. In this case, it may not be possible for two processes to successfully join even if there is a socket connecting them and they are using the same MPI implementation. (*End of advice to users.*)

Advice to implementors. A high-quality implementation will attempt to establish communication over a slow medium if its preferred one is not available. If implementations do not do this, they must document why they cannot do MPI communication over the medium used by the socket (especially if the socket is a TCP connection). (*End of advice to implementors.*)

`fd` is a file descriptor representing a socket of type `SOCK_STREAM` (a two-way reliable byte-stream connection). Non-blocking I/O and asynchronous notification via `SIGIO` must not be enabled for the socket. The socket must be in a connected state. The socket must be quiescent when `MPI_COMM_JOIN` is called (see below). It is the responsibility of the application to create the socket using standard socket API calls.

`MPI_COMM_JOIN` must be called by the process at each end of the socket. It does not return until both processes have called `MPI_COMM_JOIN`. The two processes are referred to as the local and remote processes.

MPI uses the socket to bootstrap creation of the intercommunicator, and for nothing else. Upon return from `MPI_COMM_JOIN`, the file descriptor will be open and quiescent (see below).

If MPI is unable to create an intercommunicator, but is able to leave the socket in its original state, with no pending communication, it succeeds and sets `intercomm` to `MPI_COMM_NULL`.

The socket must be quiescent before `MPI_COMM_JOIN` is called and after `MPI_COMM_JOIN` returns. More specifically, on entry to `MPI_COMM_JOIN`, a `read` on the socket will not read any data that was written to the socket before the remote process called `MPI_COMM_JOIN`. On exit from `MPI_COMM_JOIN`, a `read` will not read any data that was written to the socket before the remote process returned from `MPI_COMM_JOIN`. It is the responsibility of the application to ensure the first condition, and the responsibility of the MPI implementation to ensure the second. In a multithreaded application, the application must ensure that one thread does not access the socket while another is calling `MPI_COMM_JOIN`, or call `MPI_COMM_JOIN` concurrently.

Advice to implementors. MPI is free to use any available communication path(s) for MPI messages in the new communicator; the socket is only used for the initial handshaking. (*End of advice to implementors.*)

`MPI_COMM_JOIN` uses non-MPI communication to do its work. The interaction of non-MPI communication with pending MPI communication is not defined. Therefore, the result of calling `MPI_COMM_JOIN` on two connected processes (see Section 10.5.4 on page 318 for the definition of connected) is undefined.

The returned communicator may be used to establish MPI communication with additional processes, through the usual MPI communicator creation mechanisms.

```

MPI_COMM_DISCONNECT(comm)
    INOUT    comm                communicator (handle)

int MPI_Comm_disconnect(MPI_Comm *comm)

MPI_COMM_DISCONNECT(COMM, IERROR)
    INTEGER COMM, IERROR

void MPI::Comm::Disconnect()

```

This function waits for all pending communication on `comm` to complete internally, deallocates the communicator object, and sets the handle to `MPI_COMM_NULL`. It is a collective operation.

It may not be called with the communicator `MPI_COMM_WORLD` or `MPI_COMM_SELF`. `MPI_COMM_DISCONNECT` may be called only if all communication is complete and matched, so that buffered data can be delivered to its destination. This requirement is the same as for `MPI_FINALIZE`.

`MPI_COMM_DISCONNECT` has the same action as `MPI_COMM_FREE`, except that it waits for pending communication to finish internally and enables the guarantee about the behavior of disconnected processes.

Advice to users. To disconnect two processes you may need to call `MPI_COMM_DISCONNECT`, `MPI_WIN_FREE` and `MPI_FILE_CLOSE` to remove all communication paths between the two processes. Notes that it may be necessary to disconnect several communicators (or to free several windows or files) before two processes are completely independent. (*End of advice to users.*)

Rationale. It would be nice to be able to use `MPI_COMM_FREE` instead, but that function explicitly does not wait for pending communication to complete. (*End of rationale.*)

10.5.5 Another Way to Establish MPI Communication

```

MPI_COMM_JOIN(fd, intercomm)
    IN      fd                socket file descriptor
    OUT     intercomm         new intercommunicator (handle)

int MPI_Comm_join(int fd, MPI_Comm *intercomm)

MPI_COMM_JOIN(FD, INTERCOMM, IERROR)
    INTEGER FD, INTERCOMM, IERROR

static MPI::Intercomm MPI::Comm::Join(const int fd)

```

`MPI_COMM_JOIN` is intended for MPI implementations that exist in an environment supporting the Berkeley Socket interface [33, 37]. Implementations that exist in an environment not supporting Berkeley Sockets should provide the entry point for `MPI_COMM_JOIN` and should return `MPI_COMM_NULL`.

Advice to users. In Fortran, the dimension indicated by `DIRECTION = i` has `DIMS(i+1)` nodes, where `DIMS` is the array that was used to create the grid. In C, the dimension indicated by `direction = i` is the dimension specified by `dims[i]`. (*End of advice to users.*)

7.5.6 Partitioning of Cartesian structures

```

MPI_CART_SUB(comm, remain_dims, newcomm)
    IN      comm                communicator with Cartesian structure (handle)
    IN      remain_dims         the i-th entry of remain_dims specifies whether the
                                i-th dimension is kept in the subgrid (true) or is drop-
                                ped (false) (logical vector)
    OUT     newcomm             communicator containing the subgrid that includes
                                the calling process (handle)

```

```

int MPI_Cart_sub(MPI_Comm comm, int *remain_dims, MPI_Comm *newcomm)

MPI_CART_SUB(COMM, REMAIN_DIMS, NEWCOMM, IERROR)
    INTEGER COMM, NEWCOMM, IERROR
    LOGICAL REMAIN_DIMS(*)

MPI::Cartcomm MPI::Cartcomm::Sub(const bool remain_dims[]) const

```

If a Cartesian topology has been created with `MPI_CART_CREATE`, the function `MPI_CART_SUB` can be used to partition the communicator group into subgroups that form lower-dimensional Cartesian subgrids, and to build for each subgroup a communicator with the associated subgrid Cartesian topology. If all entries in `remain_dims` are false or `comm` is already associated with a zero-dimensional Cartesian topology then `newcomm` is associated with a zero-dimensional Cartesian topology. (This function is closely related to `MPI_COMM_SPLIT`.)

Example 7.5 Assume that `MPI_CART_CREATE(..., comm)` has defined a $(2 \times 3 \times 4)$ grid. Let `remain_dims = (true, false, true)`. Then a call to,

```
MPI_CART_SUB(comm, remain_dims, comm_new),
```

will create three communicators each with eight processes in a 2×4 Cartesian topology. If `remain_dims = (false, false, true)` then the call to `MPI_CART_SUB(comm, remain_dims, comm_new)` will create six non-overlapping communicators, each with four processes, in a one-dimensional Cartesian topology.

7.5.7 Low-Level Topology Functions

The two additional functions introduced in this section can be used to implement all other topology functions. In general they will not be called by the user directly, unless he or she is creating additional virtual topology capability other than that provided by MPI.

```

MPI_CART_MAP(comm, ndims, dims, periods, newrank)
  IN      comm      input communicator (handle)
  IN      ndims     number of dimensions of Cartesian structure (integer)
  IN      dims      integer array of size ndims specifying the number of
                    processes in each coordinate direction
  IN      periods   logical array of size ndims specifying the periodicity
                    specification in each coordinate direction
  OUT     newrank   reordered rank of the calling process;
                    MPI_UNDEFINED if calling process does not belong
                    to grid (integer)

```

```

int MPI_Cart_map(MPI_Comm comm, int ndims, int *dims, int *periods,
                int *newrank)

```

```

MPI_CART_MAP(COMM, NDIMS, DIMS, PERIODS, NEWRANK, IERROR)
  INTEGER COMM, NDIMS, DIMS(*), NEWRANK, IERROR
  LOGICAL PERIODS(*)

```

```

int MPI::Cartcomm::Map(int ndims, const int dims[], const bool periods[])
  const

```

MPI_CART_MAP computes an “optimal” placement for the calling process on the physical machine. A possible implementation of this function is to always return the rank of the calling process, that is, not to perform any reordering.

Advice to implementors. The function MPI_CART_CREATE(comm, ndims, dims, periods, reorder, comm_cart), with reorder = true can be implemented by calling MPI_CART_MAP(comm, ndims, dims, periods, newrank), then calling MPI_COMM_SPLIT(comm, color, key, comm_cart), with color = 0 if newrank ≠ MPI_UNDEFINED, color = MPI_UNDEFINED otherwise, and key = newrank.

The function MPI_CART_SUB(comm, remain_dims, comm_new) can be implemented by a call to MPI_COMM_SPLIT(comm, color, key, comm_new), using a single number encoding of the lost dimensions as color and a single number encoding of the preserved dimensions as key.

All other Cartesian topology functions can be implemented locally, using the topology information that is cached with the communicator. (*End of advice to implementors.*)

The corresponding new function for general graph structures is as follows.

```

1 appnum Value contains an integer that overrides the default value for MPI_APPNUM in the
2 child.

```

Rationale. When a single application is started, it is able to figure out how many processes there are by looking at the size of MPI_COMM_WORLD. An application consisting of multiple SPMD sub-applications has no way to find out how many sub-applications there are and to which sub-application the process belongs. While there are ways to figure it out in special cases, there is no general mechanism. MPI_APPNUM provides such a general mechanism. (*End of rationale.*)

10.5.4 Releasing Connections

Before a client and server connect, they are independent MPI applications. An error in one does not affect the other. After establishing a connection with MPI_COMM_CONNECT and MPI_COMM_ACCEPT, an error in one may affect the other. It is desirable for a client and server to be able to disconnect, so that an error in one will not affect the other. Similarly, it might be desirable for a parent and child to disconnect, so that errors in the child do not affect the parent, or vice-versa.

- Two processes are **connected** if there is a communication path (direct or indirect) between them. More precisely:
 1. Two processes are connected if
 - (a) they both belong to the same communicator (inter- or intra-, including MPI_COMM_WORLD) *or*
 - (b) they have previously belonged to a communicator that was freed with MPI_COMM_FREE instead of MPI_COMM_DISCONNECT *or*
 - (c) they both belong to the group of the same window or filehandle.
 2. If A is connected to B and B to C, then A is connected to C.
- Two processes are **disconnected** (also **independent**) if they are not connected.
- By the above definitions, connectivity is a transitive property, and divides the universe of MPI processes into disconnected (independent) sets (equivalence classes) of processes.
- Processes which are connected, but don’t share the same MPI_COMM_WORLD may become disconnected (independent) if the communication path between them is broken by using MPI_COMM_DISCONNECT.

The following additional rules apply to MPI routines in other chapters:

- MPI_FINALIZE is collective over a set of connected processes.
- MPI_ABORT does not abort independent processes. It may abort all processes in the caller’s MPI_COMM_WORLD (ignoring its comm argument). Additionally, it may abort connected processes as well, though it makes a “best attempt” to abort only the processes in comm.
- If a process terminates without calling MPI_FINALIZE, independent processes are not affected but the effect on connected processes is not defined.

MPI_COMM_CONNECT routines, or spawn other MPI processes. MPI does not mandate this behavior, but strongly encourages it where technically feasible.

Advice to implementors. To start MPI processes belonging to the same MPI_COMM_WORLD requires some special coordination. The processes must be started at the “same” time, they must have a mechanism to establish communication, etc. Either the user or the operating system must take special steps beyond simply starting processes.

When an application enters MPI_INIT, clearly it must be able to determine if these special steps were taken. If a process enters MPI_INIT and determines that no special steps were taken (i.e., it has not been given the information to form an MPI_COMM_WORLD with other processes) it succeeds and forms a singleton MPI program, that is, one in which MPI_COMM_WORLD has size 1.

In some implementations, MPI may not be able to function without an “MPI environment.” For example, MPI may require that daemons be running or MPI may not be able to work at all on the front-end of an MPP. In this case, an MPI implementation may either

1. Create the environment (e.g., start a daemon) or
2. Raise an error if it cannot create the environment and the environment has not been started independently.

A high-quality implementation will try to create a singleton MPI process and not raise an error.

(*End of advice to implementors.*)

10.5.3 MPI_APPNUM

There is a predefined attribute MPI_APPNUM of MPI_COMM_WORLD. In Fortran, the attribute is an integer value. In C, the attribute is a pointer to an integer value. If a process was spawned with MPI_COMM_SPAWN_MULTIPLE, MPI_APPNUM is the command number that generated the current process. Numbering starts from zero. If a process was spawned with MPI_COMM_SPAWN, it will have MPI_APPNUM equal to zero.

Additionally, if the process was not started by a spawn call, but by an implementation-specific startup mechanism that can handle multiple process specifications, MPI_APPNUM should be set to the number of the corresponding process specification. In particular, if it is started with

```
mpexec spec0 [: spec1 : spec2 : ...]
```

MPI_APPNUM should be set to the number of the corresponding specification.

If an application was not spawned with MPI_COMM_SPAWN or MPI_COMM_SPAWN_MULTIPLE, and MPI_APPNUM doesn’t make sense in the context of the implementation-specific startup mechanism, MPI_APPNUM is not set.

MPI implementations may optionally provide a mechanism to override the value of MPI_APPNUM through the info argument. MPI reserves the following key for all SPAWN calls.

```

1 MPI_GRAPH_MAP(comm, nnodes, index, edges, newrank)
2
3   IN      comm          input communicator (handle)
4
5   IN      nnodes        number of graph nodes (integer)
6
7   IN      index         integer array specifying the graph structure, see
8                          MPI_GRAPH_CREATE
9
10  IN      edges         integer array specifying the graph structure
11
12  OUT     newrank        reordered rank of the calling process;
13                          MPI_UNDEFINED if the calling process does not be-
14                          long to graph (integer)

```

```

13 int MPI_Graph_map(MPI_Comm comm, int nnodes, int *index, int *edges,
14                  int *newrank)

```

```

15 MPI_GRAPH_MAP(COMM, NNODES, INDEX, EDGES, NEWRANK, IERROR)
16             INTEGER COMM, NNODES, INDEX(*), EDGES(*), NEWRANK, IERROR

```

```

17 int MPI::Graphcomm::Map(int nnodes, const int index[], const int edges[])
18                          const

```

Advice to implementors. The function MPI_GRAPH_CREATE(comm, nnodes, index, edges, reorder, comm_graph), with reorder = true can be implemented by calling MPI_GRAPH_MAP(comm, nnodes, index, edges, newrank), then calling MPI_COMM_SPLIT(comm, color, key, comm_graph), with color = 0 if newrank ≠ MPI_UNDEFINED, color = MPI_UNDEFINED otherwise, and key = newrank.

All other graph topology functions can be implemented locally, using the topology information that is cached with the communicator. (*End of advice to implementors.*)

7.6 An Application Example

Example 7.6 The example in Figure 7.1 shows how the grid definition and inquiry functions can be used in an application program. A partial differential equation, for instance the Poisson equation, is to be solved on a rectangular domain. First, the processes organize themselves in a two-dimensional structure. Each process then inquires about the ranks of its neighbors in the four directions (up, down, right, left). The numerical problem is solved by an iterative method, the details of which are hidden in the subroutine relax.

In each relaxation step each process computes new values for the solution grid function at all points owned by the process. Then the values at inter-process boundaries have to be exchanged with neighboring processes. For example, the exchange subroutine might contain a call like MPI_SEND(...,neigh_rank(1),...) to send updated values to the left-hand neighbor (i-1,j).


```

integer ndims, num_neigh
logical reorder
parameter (ndims=2, num_neigh=4, reorder=.true.)
integer comm, comm_cart, dims(ndims), neigh_def(ndims), ierr
integer neigh_rank(num_neigh), own_position(ndims), i, j
logical periods(ndims)
real*8 u(0:101,0:101), f(0:101,0:101)
data dims / ndims * 0 /
comm = MPI_COMM_WORLD
C Set process grid size and periodicity
call MPI_DIMS_CREATE(comm, ndims, dims,ierr)
periods(1) = .TRUE.
periods(2) = .TRUE.
C Create a grid structure in WORLD group and inquire about own position
call MPI_CART_CREATE (comm, ndims, dims, periods, reorder, comm_cart,ierr)
call MPI_CART_GET (comm_cart, ndims, dims, periods, own_position,ierr)
C Look up the ranks for the neighbors. Own process coordinates are (i,j).
C Neighbors are (i-1,j), (i+1,j), (i,j-1), (i,j+1)
i = own_position(1)
j = own_position(2)
neigh_def(1) = i-1
neigh_def(2) = j
call MPI_CART_RANK (comm_cart, neigh_def, neigh_rank(1),ierr)
neigh_def(1) = i+1
neigh_def(2) = j
call MPI_CART_RANK (comm_cart, neigh_def, neigh_rank(2),ierr)
neigh_def(1) = i
neigh_def(2) = j-1
call MPI_CART_RANK (comm_cart, neigh_def, neigh_rank(3),ierr)
neigh_def(1) = i
neigh_def(2) = j+1
call MPI_CART_RANK (comm_cart, neigh_def, neigh_rank(4),ierr)
C Initialize the grid functions and start the iteration
call init (u, f)
do 10 it=1,100
    call relax (u, f)
C Exchange data with neighbor processes
    call exchange (u, comm_cart, neigh_rank, num_neigh)
10 continue
call output (u)
end

```

Figure 7.1: Set-up of process structure for two-dimensional parallel Poisson solver.

10.5 Other Functionality

10.5.1 Universe Size

Many “dynamic” MPI applications are expected to exist in a static runtime environment, in which resources have been allocated before the application is run. When a user (or possibly a batch system) runs one of these quasi-static applications, she will usually specify a number of processes to start and a total number of processes that are expected. An application simply needs to know how many slots there are, i.e., how many processes it should spawn.

MPI provides an attribute on `MPI_COMM_WORLD`, `MPI_UNIVERSE_SIZE`, that allows the application to obtain this information in a portable manner. This attribute indicates the total number of processes that are expected. In Fortran, the attribute is the integer value. In C, the attribute is a pointer to the integer value. An application typically subtracts the size of `MPI_COMM_WORLD` from `MPI_UNIVERSE_SIZE` to find out how many processes it should spawn. `MPI_UNIVERSE_SIZE` is initialized in `MPI_INIT` and is not changed by MPI. If defined, it has the same value on all processes of `MPI_COMM_WORLD`. `MPI_UNIVERSE_SIZE` is determined by the application startup mechanism in a way not specified by MPI. (The size of `MPI_COMM_WORLD` is another example of such a parameter.)

Possibilities for how `MPI_UNIVERSE_SIZE` might be set include

- A `-universe_size` argument to a program that starts MPI processes.
- Automatic interaction with a batch scheduler to figure out how many processors have been allocated to an application.
- An environment variable set by the user.
- Extra information passed to `MPI_COMM_SPAWN` through the info argument.

An implementation must document how `MPI_UNIVERSE_SIZE` is set. An implementation may not support the ability to set `MPI_UNIVERSE_SIZE`, in which case the attribute `MPI_UNIVERSE_SIZE` is not set.

`MPI_UNIVERSE_SIZE` is a recommendation, not necessarily a hard limit. For instance, some implementations may allow an application to spawn 50 processes per processor, if they are requested. However, it is likely that the user only wants to spawn one process per processor.

`MPI_UNIVERSE_SIZE` is assumed to have been specified when an application was started, and is in essence a portable mechanism to allow the user to pass to the application (through the MPI process startup mechanism, such as `mpirun`) a piece of critical runtime information. Note that no interaction with the runtime environment is required. If the runtime environment changes size while an application is running, `MPI_UNIVERSE_SIZE` is not updated, and the application must find out about the change through direct communication with the runtime system.

10.5.2 Singleton `MPI_INIT`

A high-quality implementation will allow any process (including those not started with a “parallel application” mechanism) to become an MPI process by calling `MPI_INIT`. Such a process can then connect to other MPI processes using the `MPI_COMM_ACCEPT` and

```

    MPI_Recv( buf, MAX_DATA, MPI_DOUBLE,
              MPI_ANY_SOURCE, MPI_ANY_TAG, client, &status );
    switch (status.MPI_TAG) {
    case 0: MPI_Comm_free( &client );
            MPI_Close_port(port_name);
            MPI_Finalize();
            return 0;
    case 1: MPI_Comm_disconnect( &client );
            again = 0;
            break;
    case 2: /* do something */
            ...
    default:
            /* Unexpected message type */
            MPI_Abort( MPI_COMM_WORLD, 1 );
    }
}
}

Here is the client.

#include "mpi.h"
int main( int argc, char **argv )
{
    MPI_Comm server;
    double buf[MAX_DATA];
    char port_name[MPI_MAX_PORT_NAME];

    MPI_Init( &argc, &argv );
    strcpy(port_name, argv[1] );/* assume server's name is cmd-line arg */

    MPI_Comm_connect( port_name, MPI_INFO_NULL, 0, MPI_COMM_WORLD,
                     &server );

    while (!done) {
        tag = 2; /* Action to perform */
        MPI_Send( buf, n, MPI_DOUBLE, 0, tag, server );
        /* etc */
    }
    MPI_Send( buf, 0, MPI_DOUBLE, 0, 1, server );
    MPI_Comm_disconnect( &server );
    MPI_Finalize();
    return 0;
}

```

Chapter 8

MPI Environmental Management

This chapter discusses routines for getting and, where appropriate, setting various parameters that relate to the MPI implementation and the execution environment (such as error handling). The procedures for entering and leaving the MPI execution environment are also described here.

8.1 Implementation Information

8.1.1 Version Inquiries

In order to cope with changes to the MPI Standard, there are both compile-time and run-time ways to determine which version of the standard is in use in the environment one is using.

The “version” will be represented by two separate integers, for the version and subversion: In C and C++,

```
#define MPI_VERSION 2
#define MPI_SUBVERSION 1
```

in Fortran,

```
INTEGER MPI_VERSION, MPI_SUBVERSION
PARAMETER (MPI_VERSION = 2)
PARAMETER (MPI_SUBVERSION = 1)
```

For runtime determination,

```
MPI_GET_VERSION( version, subversion )
OUT    version          version number (integer)
OUT    subversion       subversion number (integer)
```

```
int MPI_Get_version(int *version, int *subversion)
MPI_GET_VERSION(VERSION, SUBVERSION, IERROR)
INTEGER VERSION, SUBVERSION, IERROR
void MPI::Get_version(int& version, int& subversion)
```

```
1
2
3
4
5
6
7
8
9
10
11
12
13
14
15
16
17
18
19
20
21
22
23
24
25
26
27
28
29
30
31
32
33
34
35
36
37
38
39
40
41
42
43
44
45
46
47
48
```

```
1
2
3
4
5
6
7
8
9
10
11
12
13
14
15
16
17
18
19
20
21
22
23
24
25
26
27
28
29
30
31
32
33
34
35
36
37
38
39
40
41
42
43
44
45
46
47
48
```

```
printf("enter port name: ");
gets(name);
MPI_Comm_connect(name, MPI_INFO_NULL, 0, MPI_COMM_SELF, &intercomm);

Ocean/Atmosphere - Relies on Name Publishing

In this example, the “ocean” application is the “server” side of a coupled ocean-atmosphere
climate model. It assumes that the MPI implementation publishes names.

MPI_Open_port(MPI_INFO_NULL, port_name);
MPI_Publish_name("ocean", MPI_INFO_NULL, port_name);

MPI_Comm_accept(port_name, MPI_INFO_NULL, 0, MPI_COMM_SELF, &intercomm);
/* do something with intercomm */
MPI_Unpublish_name("ocean", MPI_INFO_NULL, port_name);

On the client side:

MPI_Lookup_name("ocean", MPI_INFO_NULL, port_name);
MPI_Comm_connect( port_name, MPI_INFO_NULL, 0, MPI_COMM_SELF,
                  &intercomm);

Simple Client-Server Example.

This is a simple example; the server accepts only a single connection at a time and serves
that connection until the client requests to be disconnected. The server is a single process.
Here is the server. It accepts a single connection and then processes data until it
receives a message with tag 1. A message with tag 0 tells the server to exit.

#include "mpi.h"
int main( int argc, char **argv )
{
    MPI_Comm client;
    MPI_Status status;
    char port_name[MPI_MAX_PORT_NAME];
    double buf[MAX_DATA];
    int size, again;

    MPI_Init( &argc, &argv );
    MPI_Comm_size(MPI_COMM_WORLD, &size);
    if (size != 1) error(FATAL, "Server too big");
    MPI_Open_port(MPI_INFO_NULL, port_name);
    printf("server available at %s\n",port_name);
    while (1) {
        MPI_Comm_accept( port_name, MPI_INFO_NULL, 0, MPI_COMM_WORLD,
                        &client );

        again = 1;
        while (again) {
```

```

CHARACTER*(*) SERVICE_NAME, PORT_NAME
INTEGER INFO, IERROR

void MPI::Lookup_name(const char* service_name, const MPI::Info& info,
                     char* port_name)

```

This function retrieves a `port_name` published by `MPI_PUBLISH_NAME` with `service_name`. If `service_name` has not been published, it raises an error in the error class `MPI_ERR_NAME`. The application must supply a `port_name` buffer large enough to hold the largest possible port name (see discussion above under `MPI_OPEN_PORT`).

If an implementation allows multiple entries with the same `service_name` within the same scope, a particular `port_name` is chosen in a way determined by the implementation.

If the `info` argument was used with `MPI_PUBLISH_NAME` to tell the implementation how to publish names, a similar `info` argument may be required for `MPI_LOOKUP_NAME`.

10.4.5 Reserved Key Values

The following key values are reserved. An implementation is not required to interpret these key values, but if it does interpret the key value, it must provide the functionality described.

`ip_port` Value contains IP port number at which to establish a `port`. (Reserved for `MPI_OPEN_PORT` only).

`ip_address` Value contains IP address at which to establish a `port`. If the address is not a valid IP address of the host on which the `MPI_OPEN_PORT` call is made, the results are undefined. (Reserved for `MPI_OPEN_PORT` only).

10.4.6 Client/Server Examples

Simplest Example — Completely Portable.

The following example shows the simplest way to use the client/server interface. It does not use service names at all.

On the server side:

```

char myport[MPI_MAX_PORT_NAME];
MPI_Comm intercomm;
/* ... */
MPI_Open_port(MPI_INFO_NULL, myport);
printf("port name is: %s\n", myport);

MPI_Comm_accept(myport, MPI_INFO_NULL, 0, MPI_COMM_SELF, &intercomm);
/* do something with intercomm */

```

The server prints out the port name to the terminal and the user must type it in when starting up the client (assuming the MPI implementation supports stdin such that this works). On the client side:

```

MPI_Comm intercomm;
char name[MPI_MAX_PORT_NAME];

```

`MPI_GET_VERSION` is one of the few functions that can be called before `MPI_INIT` and after `MPI_FINALIZE`. Valid (`MPI_VERSION`, `MPI_SUBVERSION`) pairs in this and previous versions of the MPI standard are (2,1), (2,0), and (1,2).

8.1.2 Environmental Inquiries

A set of attributes that describe the execution environment are attached to the communicator `MPI_COMM_WORLD` when MPI is initialized. The value of these attributes can be inquired by using the function `MPI_ATTR_GET` described in Chapter 6. It is erroneous to delete these attributes, free their keys, or change their values.

The list of predefined attribute keys include

`MPI_TAG_UB` Upper bound for tag value.

`MPI_HOST` Host process rank, if such exists, `MPI_PROC_NULL`, otherwise.

`MPI_IO` rank of a node that has regular I/O facilities (possibly myrank). Nodes in the same communicator may return different values for this parameter.

`MPI_WTIME_IS_GLOBAL` Boolean variable that indicates whether clocks are synchronized.

Vendors may add implementation specific parameters (such as node number, real memory size, virtual memory size, etc.)

These predefined attributes do not change value between MPI initialization (`MPI_INIT` and MPI completion (`MPI_FINALIZE`), and cannot be updated or deleted by users.

Advice to users. Note that in the C binding, the value returned by these attributes is a *pointer* to an `int` containing the requested value. (*End of advice to users.*)

The required parameter values are discussed in more detail below:

Tag Values

Tag values range from 0 to the value returned for `MPI_TAG_UB` inclusive. These values are guaranteed to be unchanging during the execution of an MPI program. In addition, the tag upper bound value must be *at least* 32767. An MPI implementation is free to make the value of `MPI_TAG_UB` larger than this; for example, the value $2^{30} - 1$ is also a legal value for `MPI_TAG_UB`.

The attribute `MPI_TAG_UB` has the same value on all processes of `MPI_COMM_WORLD`.

Host Rank

The value returned for `MPI_HOST` gets the rank of the `HOST` process in the group associated with communicator `MPI_COMM_WORLD`, if there is such. `MPI_PROC_NULL` is returned if there is no host. MPI does not specify what it means for a process to be a `HOST`, nor does it require that a `HOST` exists.

The attribute `MPI_HOST` has the same value on all processes of `MPI_COMM_WORLD`.

IO Rank

The value returned for `MPI_IO` is the rank of a processor that can provide language-standard I/O facilities. For Fortran, this means that all of the Fortran I/O operations are supported (e.g., `OPEN`, `REWIND`, `WRITE`). For C and C++, this means that all of the ISO C and C++, I/O operations are supported (e.g., `fopen`, `fprintf`, `lseek`).

If every process can provide language-standard I/O, then the value `MPI_ANY_SOURCE` will be returned. Otherwise, if the calling process can provide language-standard I/O, then its rank will be returned. Otherwise, if some process can provide language-standard I/O then the rank of one such process will be returned. The same value need not be returned by all processes. If no process can provide language-standard I/O, then the value `MPI_PROC_NULL` will be returned.

Advice to users. Note that input is not collective, and this attribute does *not* indicate which process can or does provide input. (*End of advice to users.*)

Clock Synchronization

The value returned for `MPI_WTIME_IS_GLOBAL` is 1 if clocks at all processes in `MPI_COMM_WORLD` are synchronized, 0 otherwise. A collection of clocks is considered synchronized if explicit effort has been taken to synchronize them. The expectation is that the variation in time, as measured by calls to `MPI_WTIME`, will be less than one half the round-trip time for an MPI message of length zero. If time is measured at a process just before a send and at another process just after a matching receive, the second time should be always higher than the first one.

The attribute `MPI_WTIME_IS_GLOBAL` need not be present when the clocks are not synchronized (however, the attribute key `MPI_WTIME_IS_GLOBAL` is always valid). This attribute may be associated with communicators other than `MPI_COMM_WORLD`.

The attribute `MPI_WTIME_IS_GLOBAL` has the same value on all processes of `MPI_COMM_WORLD`.

`MPI_GET_PROCESSOR_NAME(name, resultlen)`

OUT	name	A unique specifier for the actual (as opposed to virtual) node.
OUT	resultlen	Length (in printable characters) of the result returned in name

```
int MPI_Get_processor_name(char *name, int *resultlen)
```

```
MPI_GET_PROCESSOR_NAME( NAME, RESULTLEN, IERROR)
```

```
CHARACTER*(*) NAME
INTEGER RESULTLEN, IERROR
```

```
void MPI::Get_processor_name(char* name, int& resultlen)
```

This routine returns the name of the processor on which it was called at the moment of the call. The name is a character string for maximum flexibility. From this value it must be possible to identify a specific piece of hardware; possible values include “processor 9 in rack 4 of mpp.cs.org” and “231” (where 231 is the actual processor number in the

MPI implementations should mangle service names so that they are unlikely to conflict with user code that makes use of the same service. Such name mangling will of course be completely transparent to the user.

The following situation is problematic but unavoidable, if we want to allow implementations to use nameservers. Suppose there are multiple instances of “ocean” running on a machine. If the scope of a service name is confined to a job, then multiple oceans can coexist. If an implementation provides site-wide scope, however, multiple instances are not possible as all calls to `MPI_PUBLISH_NAME` after the first may fail. There is no universal solution to this.

To handle these situations, a high-quality implementation should make it possible to limit the domain over which names are published. (*End of advice to implementors.*)

```
MPI_UNPUBLISH_NAME(service_name, info, port_name)
```

IN	service_name	a service name (string)
IN	info	implementation-specific information (handle)
IN	port_name	a port name (string)

```
int MPI_Unpublish_name(char *service_name, MPI_Info info, char *port_name)
```

```
MPI_UNPUBLISH_NAME(SERVICE_NAME, INFO, PORT_NAME, IERROR)
INTEGER INFO, IERROR
CHARACTER*(*) SERVICE_NAME, PORT_NAME
```

```
void MPI::Unpublish_name(const char* service_name, const MPI::Info& info,
                        const char* port_name)
```

This routine unpublishes a service name that has been previously published. Attempting to unpublish a name that has not been published or has already been unpublished is erroneous and is indicated by the error class `MPI_ERR_SERVICE`.

All published names must be unpublished before the corresponding port is closed and before the publishing process exits. The behavior of `MPI_UNPUBLISH_NAME` is implementation dependent when a process tries to unpublish a name that it did not publish.

If the `info` argument was used with `MPI_PUBLISH_NAME` to tell the implementation how to publish names, the implementation may require that `info` passed to `MPI_UNPUBLISH_NAME` contain information to tell the implementation how to unpublish a name.

```
MPI_LOOKUP_NAME(service_name, info, port_name)
```

IN	service_name	a service name (string)
IN	info	implementation-specific information (handle)
OUT	port_name	a port name (string)

```
int MPI_Lookup_name(char *service_name, MPI_Info info, char *port_name)
```

```
MPI_LOOKUP_NAME(SERVICE_NAME, INFO, PORT_NAME, IERROR)
```

10.4.4 Name Publishing

The routines in this section provide a mechanism for publishing names. A (`service_name`, `port_name`) pair is published by the server, and may be retrieved by a client using the `service_name` only. An MPI implementation defines the *scope* of the `service_name`, that is, the domain over which the `service_name` can be retrieved. If the domain is the empty set, that is, if no client can retrieve the information, then we say that name publishing is not supported. Implementations should document how the scope is determined. High-quality implementations will give some control to users through the `info` arguments to name publishing functions. Examples are given in the descriptions of individual functions.

```
MPI_PUBLISH_NAME(service_name, info, port_name)
```

IN	<code>service_name</code>	a service name to associate with the port (string)
IN	<code>info</code>	implementation-specific information (handle)
IN	<code>port_name</code>	a port name (string)

```
int MPI_Publish_name(char *service_name, MPI_Info info, char *port_name)
```

```
MPI_PUBLISH_NAME(SERVICE_NAME, INFO, PORT_NAME, IERROR)
    INTEGER INFO, IERROR
    CHARACTER*(*) SERVICE_NAME, PORT_NAME
```

```
void MPI::Publish_name(const char* service_name, const MPI::Info& info,
    const char* port_name)
```

This routine publishes the pair (`port_name`, `service_name`) so that an application may retrieve a system-supplied `port_name` using a well-known `service_name`.

The implementation must define the *scope* of a published service name, that is, the domain over which the service name is unique, and conversely, the domain over which the (`port name`, `service name`) pair may be retrieved. For instance, a service name may be unique to a job (where job is defined by a distributed operating system or batch scheduler), unique to a machine, or unique to a Kerberos realm. The scope may depend on the `info` argument to `MPI_PUBLISH_NAME`.

MPI permits publishing more than one `service_name` for a single `port_name`. On the other hand, if `service_name` has already been published within the scope determined by `info`, the behavior of `MPI_PUBLISH_NAME` is undefined. An MPI implementation may, through a mechanism in the `info` argument to `MPI_PUBLISH_NAME`, provide a way to allow multiple servers with the same service in the same scope. In this case, an implementation-defined policy will determine which of several port names is returned by `MPI_LOOKUP_NAME`.

Note that while `service_name` has a limited scope, determined by the implementation, `port_name` always has global scope within the communication universe used by the implementation (i.e., it is globally unique).

`port_name` should be the name of a port established by `MPI_OPEN_PORT` and not yet deleted by `MPI_CLOSE_PORT`. If it is not, the result is undefined.

Advice to implementors. In some cases, an MPI implementation may use a name service that a user can also access directly. In this case, a name published by MPI could easily conflict with a name published by a user. In order to avoid such conflicts,

running homogeneous system). The argument `name` must represent storage that is at least `MPI_MAX_PROCESSOR_NAME` characters long. `MPI_GET_PROCESSOR_NAME` may write up to this many characters into `name`.

The number of characters actually written is returned in the output argument, `resultlen`. In C, a null character is additionally stored at `name[resultlen]`. The `resultlen` cannot be larger than `MPI_MAX_PROCESSOR_NAME-1`. In Fortran, `name` is padded on the right with blank characters. The `resultlen` cannot be larger than `MPI_MAX_PROCESSOR_NAME`.

Rationale. This function allows MPI implementations that do process migration to return the current processor. Note that nothing in MPI *requires* or defines process migration; this definition of `MPI_GET_PROCESSOR_NAME` simply allows such an implementation. (*End of rationale.*)

Advice to users. The user must provide at least `MPI_MAX_PROCESSOR_NAME` space to write the processor name — processor names can be this long. The user should examine the output argument, `resultlen`, to determine the actual length of the name. (*End of advice to users.*)

The constant `MPI_BSEND_OVERHEAD` provides an upper bound on the fixed overhead per message buffered by a call to `MPI_BSEND` (see Section 3.6.1).

8.2 Memory Allocation

In some systems, message-passing and remote-memory-access (RMA) operations run faster when accessing specially allocated memory (e.g., memory that is shared by the other processes in the communicating group on an SMP). MPI provides a mechanism for allocating and freeing such special memory. The use of such memory for message-passing or RMA is not mandatory, and this memory can be used without restrictions as any other dynamically allocated memory. However, implementations may restrict the use of the `MPI_WIN_LOCK` and `MPI_WIN_UNLOCK` functions to windows allocated in such memory (see Section 11.4.3.)

```
MPI_ALLOC_MEM(size, info, baseptr)
```

IN	<code>size</code>	size of memory segment in bytes (nonnegative integer)
IN	<code>info</code>	<code>info</code> argument (handle)
OUT	<code>baseptr</code>	pointer to beginning of memory segment allocated

```
int MPI_Alloc_mem(MPI_Aint size, MPI_Info info, void *baseptr)
```

```
MPI_ALLOC_MEM(SIZE, INFO, BASEPTR, IERROR)
    INTEGER INFO, IERROR
    INTEGER(KIND=MPI_ADDRESS_KIND) SIZE, BASEPTR
```

```
void* MPI::Alloc_mem(MPI::Aint size, const MPI::Info& info)
```

The `info` argument can be used to provide directives that control the desired location of the allocated memory. Such a directive does not affect the semantics of the call. Valid `info` values are implementation-dependent; a null directive value of `info = MPI_INFO_NULL` is always valid.

The function `MPI_ALLOC_MEM` may return an error code of class `MPI_ERR_NO_MEM` to indicate it failed because memory is exhausted.

```
MPI_FREE_MEM(base)
  IN      base          initial address of memory segment allocated by
                        MPI_ALLOC_MEM (choice)
```

```
int MPI_Free_mem(void *base)
```

```
MPI_FREE_MEM(BASE, IERROR)
  <type> BASE(*)
  INTEGER IERROR
```

```
void MPI::Free_mem(void *base)
```

The function `MPI_FREE_MEM` may return an error code of class `MPI_ERR_BASE` to indicate an invalid base argument.

Rationale. The C and C++ bindings of `MPI_ALLOC_MEM` and `MPI_FREE_MEM` are similar to the bindings for the `malloc` and `free` C library calls: a call to `MPI_Alloc_mem(..., &base)` should be paired with a call to `MPI_Free_mem(base)` (one less level of indirection). Both arguments are declared to be of same type `void*` so as to facilitate type casting. The Fortran binding is consistent with the C and C++ bindings: the Fortran `MPI_ALLOC_MEM` call returns in `baseptr` the (integer valued) address of the allocated memory. The `base` argument of `MPI_FREE_MEM` is a choice argument, which passes (a reference to) the variable stored at that location. (*End of rationale.*)

Advice to implementors. If `MPI_ALLOC_MEM` allocates special memory, then a design similar to the design of C `malloc` and `free` functions has to be used, in order to find out the size of a memory segment, when the segment is freed. If no special memory is used, `MPI_ALLOC_MEM` simply invokes `malloc`, and `MPI_FREE_MEM` invokes `free`.

A call to `MPI_ALLOC_MEM` can be used in shared memory systems to allocate memory in a shared memory segment. (*End of advice to implementors.*)

Example 8.1 Example of use of `MPI_ALLOC_MEM`, in Fortran with pointer support. We assume 4-byte REALs, and assume that pointers are address-sized.

```
REAL A
POINTER (P, A(100,100)) ! no memory is allocated
CALL MPI_ALLOC_MEM(4*100*100, MPI_INFO_NULL, P, IERR)
! memory is allocated
...
A(3,5) = 2.71;
...
CALL MPI_FREE_MEM(A, IERR) ! memory is freed
```

```
MPI_COMM_CONNECT(port_name, info, root, comm, newcomm)
  IN      port_name    network address (string, used only on root)
  IN      info          implementation-dependent information (handle, used
                        only on root)
  IN      root          rank in comm of root node (integer)
  IN      comm          intracommunicator over which call is collective (handle)
  OUT     newcomm       intercommunicator with server as remote group (handle)
```

```
int MPI_Comm_connect(char *port_name, MPI_Info info, int root,
                    MPI_Comm comm, MPI_Comm *newcomm)
```

```
MPI_COMM_CONNECT(PORT_NAME, INFO, ROOT, COMM, NEWCOMM, IERROR)
  CHARACTER*(*) PORT_NAME
  INTEGER INFO, ROOT, COMM, NEWCOMM, IERROR
```

```
MPI::Intercomm MPI::Intracomm::Connect(const char* port_name,
                                       const MPI::Info& info, int root) const
```

This routine establishes communication with a server specified by `port_name`. It is collective over the calling communicator and returns an intercommunicator in which the remote group participated in an `MPI_COMM_ACCEPT`.

If the named port does not exist (or has been closed), `MPI_COMM_CONNECT` raises an error of class `MPI_ERR_PORT`.

If the port exists, but does not have a pending `MPI_COMM_ACCEPT`, the connection attempt will eventually time out after an implementation-defined time, or succeed when the server calls `MPI_COMM_ACCEPT`. In the case of a time out, `MPI_COMM_CONNECT` raises an error of class `MPI_ERR_PORT`.

Advice to implementors. The time out period may be arbitrarily short or long. However, a high quality implementation will try to queue connection attempts so that a server can handle simultaneous requests from several clients. A high quality implementation may also provide a mechanism, through the `info` arguments to `MPI_OPEN_PORT`, `MPI_COMM_ACCEPT` and/or `MPI_COMM_CONNECT`, for the user to control timeout and queuing behavior. (*End of advice to implementors.*)

`MPI` provides no guarantee of fairness in servicing connection attempts. That is, connection attempts are not necessarily satisfied in the order they were initiated and competition from other connection attempts may prevent a particular connection attempt from being satisfied.

`port_name` is the address of the server. It must be the same as the name returned by `MPI_OPEN_PORT` on the server. Some freedom is allowed here. If there are equivalent forms of `port_name`, an implementation may accept them as well. For instance, if `port_name` is (hostname:port), an implementation may accept (ip_address:port) as well.

`info` may be used to tell the implementation how to establish the address. It may, and usually will, be `MPI_INFO_NULL` in order to get the implementation defaults.

```
MPI_CLOSE_PORT(port_name)
    IN      port_name          a port (string)
```

```
int MPI_Close_port(char *port_name)
```

```
MPI_CLOSE_PORT(PORT_NAME, IERROR)
    CHARACTER*(*) PORT_NAME
    INTEGER IERROR
```

```
void MPI::Close_port(const char* port_name)
```

This function releases the network address represented by `port_name`.

```
MPI_COMM_ACCEPT(port_name, info, root, comm, newcomm)
```

```
    IN      port_name          port name (string, used only on root)
    IN      info               implementation-dependent information (handle, used
                              only on root)
    IN      root               rank in comm of root node (integer)
    IN      comm               intracommunicator over which call is collective (han-
                              dle)
    OUT     newcomm            intercommunicator with client as remote group (han-
                              dle)
```

```
int MPI_Comm_accept(char *port_name, MPI_Info info, int root,
    MPI_Comm comm, MPI_Comm *newcomm)
```

```
MPI_COMM_ACCEPT(PORT_NAME, INFO, ROOT, COMM, NEWCOMM, IERROR)
    CHARACTER*(*) PORT_NAME
    INTEGER INFO, ROOT, COMM, NEWCOMM, IERROR
```

```
MPI::Intercomm MPI::Intracomm::Accept(const char* port_name,
    const MPI::Info& info, int root) const
```

`MPI_COMM_ACCEPT` establishes communication with a client. It is collective over the calling communicator. It returns an intercommunicator that allows communication with the client.

The `port_name` must have been established through a call to `MPI_OPEN_PORT`.

`info` is a implementation-defined string that may allow fine control over the `ACCEPT` call.

10.4.3 Client Routines

There is only one routine on the client side.

Since standard Fortran does not support (C-like) pointers, this code is not Fortran 77 or Fortran 90 code. Some compilers (in particular, at the time of writing, `g77` and Fortran compilers for Intel) do not support this code.

Example 8.2 Same example, in C

```
float (* f)[100][100] ;
/* no memory is allocated */
MPI_Alloc_mem(sizeof(float)*100*100, MPI_INFO_NULL, &f);
/* memory allocated */
...
(*f)[5][3] = 2.71;
...
MPI_Free_mem(f);
```

8.3 Error Handling

An MPI implementation cannot or may choose not to handle some errors that occur during MPI calls. These can include errors that generate exceptions or traps, such as floating point errors or access violations. The set of errors that are handled by MPI is implementation-dependent. Each such error generates an **MPI exception**.

The above text takes precedence over any text on error handling within this document. Specifically, text that states that errors *will* be handled should be read as *may* be handled.

A user can associate error handlers to three types of objects: communicators, windows, and files. The specified error handling routine will be used for any MPI exception that occurs during a call to MPI for the respective object. MPI calls that are not related to any objects are considered to be attached to the communicator `MPI_COMM_WORLD`. The attachment of error handlers to objects is purely local: different processes may attach different error handlers to corresponding objects.

Several predefined error handlers are available in MPI:

MPI_ERRORS_ARE_FATAL The handler, when called, causes the program to abort on all executing processes. This has the same effect as if `MPI_ABORT` was called by the process that invoked the handler.

MPI_ERRORS_RETURN The handler has no effect other than returning the error code to the user.

Implementations may provide additional predefined error handlers and programmers can code their own error handlers.

The error handler `MPI_ERRORS_ARE_FATAL` is associated by default with `MPI_COMM_WORLD` after initialization. Thus, if the user chooses not to control error handling, every error that MPI handles is treated as fatal. Since (almost) all MPI calls return an error code, a user may choose to handle errors in its main code, by testing the return code of MPI calls and executing a suitable recovery code when the call was not successful. In this case, the error handler `MPI_ERRORS_RETURN` will be used. Usually it is more convenient and more efficient not to test for errors after each MPI call, and have such error handled by a non trivial MPI error handler.

After an error is detected, the state of MPI is undefined. That is, using a user-defined error handler, or `MPI_ERRORS_RETURN`, does *not* necessarily allow the user to continue to use MPI after an error is detected. The purpose of these error handlers is to allow a user to issue user-defined error messages and to take actions unrelated to MPI (such as flushing I/O buffers) before a program exits. An MPI implementation is free to allow MPI to continue after an error but is not required to do so.

Advice to implementors. A good quality implementation will, to the greatest possible extent, circumscribe the impact of an error, so that normal processing can continue after an error handler was invoked. The implementation documentation will provide information on the possible effect of each class of errors. (*End of advice to implementors.*)

An MPI error handler is an opaque object, which is accessed by a handle. MPI calls are provided to create new error handlers, to associate error handlers with objects, and to test which error handler is associated with an object. C and C++ have distinct typedefs for user defined error handling callback functions that accept communicator, file, and window arguments. In Fortran there are three user routines.

An error handler object is created by a call to `MPI_XXX_CREATE_ERRHANDLER`(function, errhandler), where XXX is, respectively, COMM, WIN, or FILE.

An error handler is attached to a communicator, window, or file by a call to `MPI_XXX_SET_ERRHANDLER`. The error handler must be either a predefined error handler, or an error handler that was created by a call to `MPI_XXX_CREATE_ERRHANDLER`, with matching XXX. The predefined error handlers `MPI_ERRORS_RETURN` and `MPI_ERRORS_ARE_FATAL` can be attached to communicators, windows, and files. In C++, the predefined error handler `MPI::ERRORS_THROW_EXCEPTIONS` can also be attached to communicators, windows, and files.

The error handler currently associated with a communicator, window, or file can be retrieved by a call to `MPI_XXX_GET_ERRHANDLER`.

The MPI function `MPI_ERRHANDLER_FREE` can be used to free an error handler that was created by a call to `MPI_XXX_CREATE_ERRHANDLER`.

`MPI_{COMM,WIN,FILE}_GET_ERRHANDLER` behave as if a new error handler object is created. That is, once the error handler is no longer needed, `MPI_ERRHANDLER_FREE` should be called with the error handler returned from `MPI_ERRHANDLER_GET` or `MPI_{COMM,WIN,FILE}_GET_ERRHANDLER` to mark the error handler for deallocation. This provides behavior similar to that of `MPI_COMM_GROUP` and `MPI_GROUP_FREE`.

Advice to implementors. High-quality implementation should raise an error when an error handler that was created by a call to `MPI_XXX_CREATE_ERRHANDLER` is attached to an object of the wrong type with a call to `MPI_YYY_SET_ERRHANDLER`. To do so, it is necessary to maintain, with each error handler, information on the typedef of the associated user function. (*End of advice to implementors.*)

The syntax for these calls is given below.

8.3.1 Error Handlers for Communicators

10.4.2 Server Routines

A server makes itself available with two routines. First it must call `MPI_OPEN_PORT` to establish a port at which it may be contacted. Secondly it must call `MPI_COMM_ACCEPT` to accept connections from clients.

```
MPI_OPEN_PORT(info, port_name)
```

IN	info	implementation-specific information on how to establish an address (handle)
OUT	port_name	newly established port (string)

```
int MPI_Open_port(MPI_Info info, char *port_name)
```

```
MPI_OPEN_PORT(INFO, PORT_NAME, IERROR)
```

```
CHARACTER*(*) PORT_NAME
INTEGER INFO, IERROR
```

```
void MPI::Open_port(const MPI::Info& info, char* port_name)
```

This function establishes a network address, encoded in the `port_name` string, at which the server will be able to accept connections from clients. `port_name` is supplied by the system, possibly using information in the `info` argument.

MPI copies a system-supplied port name into `port_name`. `port_name` identifies the newly opened port and can be used by a client to contact the server. The maximum size string that may be supplied by the system is `MPI_MAX_PORT_NAME`.

Advice to users. The system copies the port name into `port_name`. The application must pass a buffer of sufficient size to hold this value. (*End of advice to users.*)

`port_name` is essentially a network address. It is unique within the communication universe to which it belongs (determined by the implementation), and may be used by any client within that communication universe. For instance, if it is an internet (host:port) address, it will be unique on the internet. If it is a low level switch address on an IBM SP, it will be unique to that SP.

Advice to implementors. These examples are not meant to constrain implementations. A `port_name` could, for instance, contain a user name or the name of a batch job, as long as it is unique within some well-defined communication domain. The larger the communication domain, the more useful MPI's client/server functionality will be. (*End of advice to implementors.*)

The precise form of the address is implementation-defined. For instance, an internet address may be a host name or IP address, or anything that the implementation can decode into an IP address. A port name may be reused after it is freed with `MPI_CLOSE_PORT` and released by the system.

Advice to implementors. Since the user may type in `port_name` by hand, it is useful to choose a form that is easily readable and does not have embedded spaces. (*End of advice to implementors.*)

is no existing communication channel between them, yet they must somehow agree on a rendezvous point where they will establish communication — Catch-22.

Agreeing on a rendezvous point always involves a third party. The third party may itself provide the rendezvous point or may communicate rendezvous information from server to client. Complicating matters might be the fact that a client doesn't really care what server it contacts, only that it be able to get in touch with one that can handle its request.

Ideally, MPI can accommodate a wide variety of run-time systems while retaining the ability to write simple portable code. The following should be compatible with MPI:

- The server resides at a well-known internet address host:port.
- The server prints out an address to the terminal, the user gives this address to the client program.
- The server places the address information on a nameserver, where it can be retrieved with an agreed-upon name.
- The server to which the client connects is actually a broker, acting as a middleman between the client and the real server.

MPI does not require a nameserver, so not all implementations will be able to support all of the above scenarios. However, MPI provides an optional nameserver interface, and is compatible with external name servers.

A `port_name` is a *system-supplied* string that encodes a low-level network address at which a server can be contacted. Typically this is an IP address and a port number, but an implementation is free to use any protocol. The server establishes a `port_name` with the `MPI_OPEN_PORT` routine. It accepts a connection to a given port with `MPI_COMM_ACCEPT`. A client uses `port_name` to connect to the server.

By itself, the `port_name` mechanism is completely portable, but it may be clumsy to use because of the necessity to communicate `port_name` to the client. It would be more convenient if a server could specify that it be known by an *application-supplied* `service_name` so that the client could connect to that `service_name` without knowing the `port_name`.

An MPI implementation may allow the server to publish a (`port_name`, `service_name`) pair with `MPI_PUBLISH_NAME` and the client to retrieve the port name from the service name with `MPI_LOOKUP_NAME`. This allows three levels of portability, with increasing levels of functionality.

1. Applications that do not rely on the ability to publish names are the most portable. Typically the `port_name` must be transferred “by hand” from server to client.
2. Applications that use the `MPI_PUBLISH_NAME` mechanism are completely portable among implementations that provide this service. To be portable among all implementations, these applications should have a fall-back mechanism that can be used when names are not published.
3. Applications may ignore MPI's name publishing functionality and use their own mechanism (possibly system-supplied) to publish names. This allows arbitrary flexibility but is not portable.

```

1 MPI_COMM_CREATE_ERRHANDLER(function, errhandler)
2
3   IN      function          user defined error handling procedure (function)
4   OUT    errhandler        MPI error handler (handle)

```

```

6 int MPI_Comm_create_errhandler(MPI_Comm_errhandler_fn *function,
7                               MPI_Errhandler *errhandler)

```

```

9 MPI_COMM_CREATE_ERRHANDLER(FUNCTION, ERRHANDLER, IERROR)
10 EXTERNAL FUNCTION
11 INTEGER ERRHANDLER, IERROR

```

```

12 static MPI::Errhandler
13     MPI::Comm::Create_errhandler(MPI::Comm::Errhandler_fn*
14                                 function)

```

Creates an error handler that can be attached to communicators. This function is identical to `MPI_ERRHANDLER_CREATE`, whose use is deprecated.

The user routine should be, in C, a function of type `MPI_Comm_errhandler_fn`, which is defined as

```
typedef void MPI_Comm_errhandler_fn(MPI_Comm *, int *, ...);
```

The first argument is the communicator in use. The second is the error code to be returned by the MPI routine that raised the error. If the routine would have returned `MPI_ERR_IN_STATUS`, it is the error code returned in the status for the request that caused the error handler to be invoked. The remaining arguments are “`stdargs`” arguments whose number and meaning is implementation-dependent. An implementation should clearly document these arguments. Addresses are used so that the handler may be written in Fortran. This typedef replaces `MPI_Handler_function`, whose use is deprecated.

In Fortran, the user routine should be of the form:

```

SUBROUTINE COMM_ERRHANDLER_FN(COMM, ERROR_CODE, ...)
    INTEGER COMM, ERROR_CODE

```

Advice to users. Users are discouraged from using a Fortran `{COMM|WIN|FILE}_ERRHANDLER_FN` since the routine expects a variable number of arguments. Some Fortran systems may allow this but some may fail to give the correct result or compile/link this code. Thus, it will not, in general, be possible to create portable code with a Fortran `{COMM|WIN|FILE}_ERRHANDLER_FN`. (*End of advice to users.*)

In C++, the user routine should be of the form:

```
typedef void MPI::Comm::Errhandler_fn(MPI::Comm &, int *, ...);
```

Rationale. The variable argument list is provided because it provides an ISO-standard hook for providing additional information to the error handler; without this hook, ISO C prohibits additional arguments. (*End of rationale.*)

Advice to users. A newly created communicator inherits the error handler that is associated with the “parent” communicator. In particular, the user can specify

a “global” error handler for all communicators by associating this handler with the communicator `MPI_COMM_WORLD` immediately after initialization. (*End of advice to users.*)

```
MPI_COMM_SET_ERRHANDLER(comm, errhandler)
    INOUT  comm          communicator (handle)
    IN     errhandler    new error handler for communicator (handle)
```

```
int MPI_Comm_set_errhandler(MPI_Comm comm, MPI_Errhandler errhandler)
```

```
MPI_COMM_SET_ERRHANDLER(COMM, ERRHANDLER, IERROR)
    INTEGER COMM, ERRHANDLER, IERROR
```

```
void MPI::Comm::Set_errhandler(const MPI::Errhandler& errhandler)
```

Attaches a new error handler to a communicator. The error handler must be either a predefined error handler, or an error handler created by a call to `MPI_COMM_CREATE_ERRHANDLER`. This call is identical to `MPI_ERRHANDLER_SET`, whose use is deprecated.

```
MPI_COMM_GET_ERRHANDLER(comm, errhandler)
    IN     comm          communicator (handle)
    OUT    errhandler    error handler currently associated with communicator
                    (handle)
```

```
int MPI_Comm_get_errhandler(MPI_Comm comm, MPI_Errhandler *errhandler)
```

```
MPI_COMM_GET_ERRHANDLER(COMM, ERRHANDLER, IERROR)
    INTEGER COMM, ERRHANDLER, IERROR
```

```
MPI::Errhandler MPI::Comm::Get_errhandler() const
```

Retrieves the error handler currently associated with a communicator. This call is identical to `MPI_ERRHANDLER_GET`, whose use is deprecated.

Example: A library function may register at its entry point the current error handler for a communicator, set its own private error handler for this communicator, and restore before exiting the previous error handler.

8.3.2 Error Handlers for Windows

```
MPI_WIN_CREATE_ERRHANDLER(function, errhandler)
    IN     function      user defined error handling procedure (function)
    OUT    errhandler    MPI error handler (handle)
```

```
1      /*
2      * Parallel code here.
3      * The manager is represented as the process with rank 0 in (the remote
4      * group of) the parent communicator. If the workers need to communicate
5      * among themselves, they can use MPI_COMM_WORLD.
6      */
7
8      MPI_Finalize();
9      return 0;
10     }
```

10.4 Establishing Communication

This section provides functions that establish communication between two sets of MPI processes that do not share a communicator.

Some situations in which these functions are useful are:

1. Two parts of an application that are started independently need to communicate.
2. A visualization tool wants to attach to a running process.
3. A server wants to accept connections from multiple clients. Both clients and server may be parallel programs.

In each of these situations, MPI must establish communication channels where none existed before, and there is no parent/child relationship. The routines described in this section establish communication between the two sets of processes by creating an MPI intercommunicator, where the two groups of the intercommunicator are the original sets of processes.

Establishing contact between two groups of processes that do not share an existing communicator is a collective but asymmetric process. One group of processes indicates its willingness to accept connections from other groups of processes. We will call this group the (parallel) *server*, even if this is not a client/server type of application. The other group connects to the server; we will call it the *client*.

Advice to users. While the names *client* and *server* are used throughout this section, MPI does not guarantee the traditional robustness of client server systems. The functionality described in this section is intended to allow two cooperating parts of the same application to communicate with one another. For instance, a client that gets a segmentation fault and dies, or one that doesn’t participate in a collective operation may cause a server to crash or hang. (*End of advice to users.*)

10.4.1 Names, Addresses, Ports, and All That

Almost all of the complexity in MPI client/server routines addresses the question “how does the client find out how to contact the server?” The difficulty, of course, is that there

```

if (world_size != 1)    error("Top heavy with management");

MPI_Comm_get_attr(MPI_COMM_WORLD, MPI_UNIVERSE_SIZE,
                  &universe_sizep, &flag);
if (!flag) {
    printf("This MPI does not support UNIVERSE_SIZE. How many\n\
processes total?");
    scanf("%d", &universe_size);
} else universe_size = *universe_sizep;
if (universe_size == 1) error("No room to start workers");

/*
 * Now spawn the workers. Note that there is a run-time determination
 * of what type of worker to spawn, and presumably this calculation must
 * be done at run time and cannot be calculated before starting
 * the program. If everything is known when the application is
 * first started, it is generally better to start them all at once
 * in a single MPI_COMM_WORLD.
 */

choose_worker_program(worker_program);
MPI_Comm_spawn(worker_program, MPI_ARGV_NULL, universe_size-1,
               MPI_INFO_NULL, 0, MPI_COMM_SELF, &everyone,
               MPI_ERRCODES_IGNORE);

/*
 * Parallel code here. The communicator "everyone" can be used
 * to communicate with the spawned processes, which have ranks 0,..
 * MPI_UNIVERSE_SIZE-1 in the remote group of the intercommunicator
 * "everyone".
 */

MPI_Finalize();
return 0;
}

/* worker */

#include "mpi.h"
int main(int argc, char *argv[])
{
    int size;
    MPI_Comm parent;
    MPI_Init(&argc, &argv);
    MPI_Comm_get_parent(&parent);
    if (parent == MPI_COMM_NULL) error("No parent!");
    MPI_Comm_remote_size(parent, &size);
    if (size != 1) error("Something's wrong with the parent");

```

```

int MPI_Win_create_errhandler(MPI_Win_errhandler_fn *function,
                              MPI_Errhandler *errhandler)
MPI_WIN_CREATE_ERRHANDLER(FUNCTION, ERRHANDLER, IERROR)
EXTERNAL FUNCTION
INTEGER ERRHANDLER, IERROR
static MPI::Errhandler MPI::Win::Create_errhandler(MPI::Win::Errhandler_fn*
function)
    Creates an error handler that can be attached to a window object. The user routine
    should be, in C, a function of type MPI_Win_errhandler_fn, which is defined as
typedef void MPI_Win_errhandler_fn(MPI_Win *, int *, ...);
    The first argument is the window in use, the second is the error code to be returned.
    In Fortran, the user routine should be of the form:
SUBROUTINE WIN_ERRHANDLER_FN(WIN, ERROR_CODE, ...)
INTEGER WIN, ERROR_CODE
    In C++, the user routine should be of the form:
typedef void MPI::Win::Errhandler_fn(MPI::Win &, int *, ...);

MPI_WIN_SET_ERRHANDLER(win, errhandler)
INOUT win window (handle)
IN errhandler new error handler for window (handle)

int MPI_Win_set_errhandler(MPI_Win win, MPI_Errhandler errhandler)
MPI_WIN_SET_ERRHANDLER(WIN, ERRHANDLER, IERROR)
INTEGER WIN, ERRHANDLER, IERROR

void MPI::Win::Set_errhandler(const MPI::Errhandler& errhandler)
    Attaches a new error handler to a window. The error handler must be either a pre-
    defined error handler, or an error handler created by a call to
MPI_WIN_CREATE_ERRHANDLER.

MPI_WIN_GET_ERRHANDLER(win, errhandler)
IN win window (handle)
OUT errhandler error handler currently associated with window (han-
dle)

int MPI_Win_get_errhandler(MPI_Win win, MPI_Errhandler *errhandler)
MPI_WIN_GET_ERRHANDLER(WIN, ERRHANDLER, IERROR)
INTEGER WIN, ERRHANDLER, IERROR

MPI::Errhandler MPI::Win::Get_errhandler() const

```

Retrieves the error handler currently associated with a window.

8.3.3 Error Handlers for Files

`MPI_FILE_CREATE_ERRHANDLER(function, errhandler)`

IN function user defined error handling procedure (function)
OUT errhandler MPI error handler (handle)

```
int MPI_File_create_errhandler(MPI_File_errhandler_fn *function,
                               MPI_Errhandler *errhandler)
```

`MPI_FILE_CREATE_ERRHANDLER(FUNCTION, ERRHANDLER, IERROR)`
EXTERNAL FUNCTION
INTEGER ERRHANDLER, IERROR

```
static MPI::Errhandler
    MPI::File::Create_errhandler(MPI::File::Errhandler_fn*
                                function)
```

Creates an error handler that can be attached to a file object. The user routine should be, in C, a function of type `MPI_File_errhandler_fn`, which is defined as

```
typedef void MPI_File_errhandler_fn(MPI_File *, int *, ...);
```

The first argument is the file in use, the second is the error code to be returned.

In Fortran, the user routine should be of the form:

```
SUBROUTINE FILE_ERRHANDLER_FN(FILE, ERROR_CODE, ...)
    INTEGER FILE, ERROR_CODE
```

In C++, the user routine should be of the form:

```
typedef void MPI::File::Errhandler_fn(MPI::File &, int *, ...);
```

`MPI_FILE_SET_ERRHANDLER(file, errhandler)`

INOUT file file (handle)
IN errhandler new error handler for file (handle)

```
int MPI_File_set_errhandler(MPI_File file, MPI_Errhandler errhandler)
```

`MPI_FILE_SET_ERRHANDLER(FILE, ERRHANDLER, IERROR)`
INTEGER FILE, ERRHANDLER, IERROR

```
void MPI::File::Set_errhandler(const MPI::Errhandler& errhandler)
```

Attaches a new error handler to a file. The error handler must be either a predefined error handler, or an error handler created by a call to `MPI_FILE_CREATE_ERRHANDLER`.

`wdir` Value is the name of a directory on a machine on which the spawned process(es) execute(s). This directory is made the working directory of the executing process(es). The format of the directory name is determined by the implementation.

`path` Value is a directory or set of directories where the implementation should look for the executable. The format of path is determined by the implementation.

`file` Value is the name of a file in which additional information is specified. The format of the filename and internal format of the file are determined by the implementation.

`soft` Value specifies a set of numbers which are allowed values for the number of processes that `MPI_COMM_SPAWN` (et al.) may create. The format of the value is a comma-separated list of Fortran-90 triplets each of which specifies a set of integers and which together specify the set formed by the union of these sets. Negative values in this set and values greater than `maxprocs` are ignored. MPI will spawn the largest number of processes it can, consistent with some number in the set. The order in which triplets are given is not significant.

By Fortran-90 triplets, we mean:

1. `a` means a
2. `a:b` means $a, a + 1, a + 2, \dots, b$
3. `a:b:c` means $a, a + c, a + 2c, \dots, a + ck$, where for $c > 0$, k is the largest integer for which $a + ck \leq b$ and for $c < 0$, k is the largest integer for which $a + ck \geq b$. If $b > a$ then c must be positive. If $b < a$ then c must be negative.

Examples:

1. `a:b` gives a range between a and b
2. `0:N` gives full “soft” functionality
3. `1,2,4,8,16,32,64,128,256,512,1024,2048,4096` allows power-of-two number of processes.
4. `2:10000:2` allows even number of processes.
5. `2:10:2,7` allows 2, 4, 6, 7, 8, or 10 processes.

10.3.5 Spawn Example

Manager-worker Example, Using `MPI_COMM_SPAWN`.

```
/* manager */
#include "mpi.h"
int main(int argc, char *argv[])
{
    int world_size, universe_size, *universe_sizep, flag;
    MPI_Comm everyone;           /* intercommunicator */
    char worker_program[100];

    MPI_Init(&argc, &argv);
    MPI_Comm_size(MPI_COMM_WORLD, &world_size);
```


Advice to users. Calling `MPI_COMM_SPAWN` multiple times would create many sets of children with different `MPI_COMM_WORLDS` whereas `MPI_COMM_SPAWN_MULTIPLE` creates children with a single `MPI_COMM_WORLD`, so the two methods are not completely equivalent. There are also two performance-related reasons why, if you need to spawn multiple executables, you may want to use `MPI_COMM_SPAWN_MULTIPLE` instead of calling `MPI_COMM_SPAWN` several times. First, spawning several things at once may be faster than spawning them sequentially. Second, in some implementations, communication between processes spawned at the same time may be faster than communication between processes spawned separately. (*End of advice to users.*)

The `array_of_errcodes` argument is a 1-dimensional array of size $\sum_{i=1}^{count} n_i$, where n_i is the i -th element of `array_of_maxprocs`. Command number i corresponds to the n_i contiguous slots in this array from element $\sum_{j=1}^{i-1} n_j$ to $[\sum_{j=1}^i n_j] - 1$. Error codes are treated as for `MPI_COMM_SPAWN`.

Example 10.2 Examples of `array_of_argv` in C and Fortran

To run the program “ocean” with arguments “-gridfile” and “ocean1.grd” and the program “atmos” with argument “atmos.grd” in C:

```
char *array_of_commands[2] = {"ocean", "atmos"};
char **array_of_argv[2];
char *argv0[] = {"-gridfile", "ocean1.grd", (char *)0};
char *argv1[] = {"atmos.grd", (char *)0};
array_of_argv[0] = argv0;
array_of_argv[1] = argv1;
MPI_Comm_spawn_multiple(2, array_of_commands, array_of_argv, ...);
```

Here’s how you do it in Fortran:

```
CHARACTER*25 commands(2), array_of_argv(2, 3)
commands(1) = ' ocean '
array_of_argv(1, 1) = '-gridfile '
array_of_argv(1, 2) = ' ocean1.grd'
array_of_argv(1, 3) = ' '

commands(2) = ' atmos '
array_of_argv(2, 1) = ' atmos.grd '
array_of_argv(2, 2) = ' '

call MPI_COMM_SPAWN_MULTIPLE(2, commands, array_of_argv, ...)
```

10.3.4 Reserved Keys

The following keys are reserved. An implementation is not required to interpret these keys, but if it does interpret the key, it must provide the functionality described.

host Value is a hostname. The format of the hostname is determined by the implementation.

arch Value is an architecture name. Valid architecture names and what they mean are determined by the implementation.

```
MPI_FILE_GET_ERRHANDLER(file, errhandler)
IN      file                file (handle)
OUT     errhandler          error handler currently associated with file (handle)
```

```
int MPI_File_get_errhandler(MPI_File file, MPI_Errhandler *errhandler)
```

```
MPI_FILE_GET_ERRHANDLER(FILE, ERRHANDLER, IERROR)
INTEGER FILE, ERRHANDLER, IERROR
```

```
MPI::Errhandler MPI::File::Get_errhandler() const
```

Retrieves the error handler currently associated with a file.

8.3.4 Freeing Errorhandlers and Retrieving Error Strings

```
MPI_ERRHANDLER_FREE( errhandler )
```

```
INOUT  errhandler          MPI error handler (handle)
```

```
int MPI_Errhandler_free(MPI_Errhandler *errhandler)
```

```
MPI_ERRHANDLER_FREE(ERRHANDLER, IERROR)
INTEGER ERRHANDLER, IERROR
```

```
void MPI::Errhandler::Free()
```

Marks the error handler associated with `errhandler` for deallocation and sets `errhandler` to `MPI_ERRHANDLER_NULL`. The error handler will be deallocated after all the objects associated with it (communicator, window, or file) have been deallocated.

```
MPI_ERROR_STRING( errorcode, string, resultlen )
```

```
IN      errorcode          Error code returned by an MPI routine
OUT     string              Text that corresponds to the errorcode
OUT     resultlen          Length (in printable characters) of the result returned
                          in string
```

```
int MPI_Error_string(int errorcode, char *string, int *resultlen)
```

```
MPI_ERROR_STRING(ERRORCODE, STRING, RESULTLEN, IERROR)
INTEGER ERRORCODE, RESULTLEN, IERROR
CHARACTER*(*) STRING
```

```
void MPI::Get_error_string(int errorcode, char* name, int& resultlen)
```

Returns the error string associated with an error code or class. The argument `string` must represent storage that is at least `MPI_MAX_ERROR_STRING` characters long.

The number of characters actually written is returned in the output argument, `resultlen`.

Rationale. The form of this function was chosen to make the Fortran and C bindings similar. A version that returns a pointer to a string has two difficulties. First, the return string must be statically allocated and different for each error message (allowing the pointers returned by successive calls to `MPI_ERROR_STRING` to point to the correct message). Second, in Fortran, a function declared as returning `CHARACTER*(*)` can not be referenced in, for example, a `PRINT` statement. (*End of rationale.*)

8.4 Error Codes and Classes

The error codes returned by MPI are left entirely to the implementation (with the exception of `MPI_SUCCESS`). This is done to allow an implementation to provide as much information as possible in the error code (for use with `MPI_ERROR_STRING`).

To make it possible for an application to interpret an error code, the routine `MPI_ERROR_CLASS` converts any error code into one of a small set of standard error codes, called *error classes*. Valid error classes are shown in Table 8.1 and Table 8.2.

The error classes are a subset of the error codes: an MPI function may return an error class number; and the function `MPI_ERROR_STRING` can be used to compute the error string associated with an error class. An MPI error class is a valid MPI error code. Specifically, the values defined for MPI error classes are valid MPI error codes.

The error codes satisfy,

$$0 = \text{MPI_SUCCESS} < \text{MPI_ERR_...} \leq \text{MPI_ERR_LASTCODE}.$$

Rationale. The difference between `MPI_ERR_UNKNOWN` and `MPI_ERR_OTHER` is that `MPI_ERROR_STRING` can return useful information about `MPI_ERR_OTHER`.

Note that `MPI_SUCCESS = 0` is necessary to be consistent with C practice; the separation of error classes and error codes allows us to define the error classes this way. Having a known `LASTCODE` is often a nice sanity check as well. (*End of rationale.*)

```
MPI_ERROR_CLASS( errorcode, errorclass )
```

IN	errorcode	Error code returned by an MPI routine
OUT	errorclass	Error class associated with errorcode

```
int MPI_Error_class(int errorcode, int *errorclass)
```

```
MPI_ERROR_CLASS(ERRORCODE, ERRORCLASS, IERROR)
    INTEGER ERRORCODE, ERRORCLASS, IERROR
```

```
int MPI::Get_error_class(int errorcode)
```

The function `MPI_ERROR_CLASS` maps each standard error code (error class) onto itself.

```
1 MPI_COMM Spawn_multiple(COUNT, ARRAY_OF_COMMANDS, ARRAY_OF_ARGV,
2                         ARRAY_OF_MAXPROCS, ARRAY_OF_INFO, ROOT, COMM, INTERCOMM,
3                         ARRAY_OF_ERRCODES, IERROR)
4 MPI_COMM Spawn_multiple(COUNT, ARRAY_OF_COMMANDS, ARRAY_OF_ARGV,
5                         ARRAY_OF_MAXPROCS, ARRAY_OF_INFO, ROOT, COMM,
6                         INTERCOMM, ARRAY_OF_ERRCODES, IERROR)
7 MPI_COMM Spawn_multiple(COUNT, ARRAY_OF_COMMANDS, ARRAY_OF_ARGV,
8                         ARRAY_OF_MAXPROCS, ARRAY_OF_INFO, ROOT, COMM,
9                         INTERCOMM, ARRAY_OF_ERRCODES, IERROR)
10 MPI_COMM Spawn_multiple(COUNT, ARRAY_OF_COMMANDS, ARRAY_OF_ARGV,
11                         ARRAY_OF_MAXPROCS, ARRAY_OF_INFO, ROOT, COMM,
12                         INTERCOMM, ARRAY_OF_ERRCODES, IERROR)
13 MPI_COMM Spawn_multiple(COUNT, ARRAY_OF_COMMANDS, ARRAY_OF_ARGV,
14                         ARRAY_OF_MAXPROCS, ARRAY_OF_INFO, ROOT, COMM,
15                         INTERCOMM, ARRAY_OF_ERRCODES, IERROR)
16 MPI_COMM Spawn_multiple(COUNT, ARRAY_OF_COMMANDS, ARRAY_OF_ARGV,
17                         ARRAY_OF_MAXPROCS, ARRAY_OF_INFO, ROOT, COMM,
18                         INTERCOMM, ARRAY_OF_ERRCODES, IERROR)
19 MPI_COMM Spawn_multiple(COUNT, ARRAY_OF_COMMANDS, ARRAY_OF_ARGV,
20                         ARRAY_OF_MAXPROCS, ARRAY_OF_INFO, ROOT, COMM,
21                         INTERCOMM, ARRAY_OF_ERRCODES, IERROR)
22 MPI_COMM Spawn_multiple(COUNT, ARRAY_OF_COMMANDS, ARRAY_OF_ARGV,
23                         ARRAY_OF_MAXPROCS, ARRAY_OF_INFO, ROOT, COMM,
24                         INTERCOMM, ARRAY_OF_ERRCODES, IERROR)
25 MPI_COMM Spawn_multiple(COUNT, ARRAY_OF_COMMANDS, ARRAY_OF_ARGV,
26                         ARRAY_OF_MAXPROCS, ARRAY_OF_INFO, ROOT, COMM,
27                         INTERCOMM, ARRAY_OF_ERRCODES, IERROR)
28 MPI_COMM Spawn_multiple(COUNT, ARRAY_OF_COMMANDS, ARRAY_OF_ARGV,
29                         ARRAY_OF_MAXPROCS, ARRAY_OF_INFO, ROOT, COMM,
30                         INTERCOMM, ARRAY_OF_ERRCODES, IERROR)
31 MPI_COMM Spawn_multiple(COUNT, ARRAY_OF_COMMANDS, ARRAY_OF_ARGV,
32                         ARRAY_OF_MAXPROCS, ARRAY_OF_INFO, ROOT, COMM,
33                         INTERCOMM, ARRAY_OF_ERRCODES, IERROR)
34 MPI_COMM Spawn_multiple(COUNT, ARRAY_OF_COMMANDS, ARRAY_OF_ARGV,
35                         ARRAY_OF_MAXPROCS, ARRAY_OF_INFO, ROOT, COMM,
36                         INTERCOMM, ARRAY_OF_ERRCODES, IERROR)
37 MPI_COMM Spawn_multiple(COUNT, ARRAY_OF_COMMANDS, ARRAY_OF_ARGV,
38                         ARRAY_OF_MAXPROCS, ARRAY_OF_INFO, ROOT, COMM,
39                         INTERCOMM, ARRAY_OF_ERRCODES, IERROR)
40 MPI_COMM Spawn_multiple(COUNT, ARRAY_OF_COMMANDS, ARRAY_OF_ARGV,
41                         ARRAY_OF_MAXPROCS, ARRAY_OF_INFO, ROOT, COMM,
42                         INTERCOMM, ARRAY_OF_ERRCODES, IERROR)
43 MPI_COMM Spawn_multiple(COUNT, ARRAY_OF_COMMANDS, ARRAY_OF_ARGV,
44                         ARRAY_OF_MAXPROCS, ARRAY_OF_INFO, ROOT, COMM,
45                         INTERCOMM, ARRAY_OF_ERRCODES, IERROR)
46 MPI_COMM Spawn_multiple(COUNT, ARRAY_OF_COMMANDS, ARRAY_OF_ARGV,
47                         ARRAY_OF_MAXPROCS, ARRAY_OF_INFO, ROOT, COMM,
48                         INTERCOMM, ARRAY_OF_ERRCODES, IERROR)
```

`MPI_COMM Spawn_multiple` is identical to `MPI_COMM Spawn` except that there are multiple executable specifications. The first argument, `count`, gives the number of specifications. Each of the next four arguments are simply arrays of the corresponding arguments in `MPI_COMM Spawn`. For the Fortran version of `array_of_argv`, the element `array_of_argv(i,j)` is the `j`-th argument to command number `i`.

Rationale. This may seem backwards to Fortran programmers who are familiar with Fortran's column-major ordering. However, it is necessary to do it this way to allow `MPI_COMM Spawn` to sort out arguments. Note that the leading dimension of `array_of_argv` must be the same as `count`. (*End of rationale.*)

Advice to users. The argument `count` is interpreted by MPI only at the root, as is `array_of_argv`. Since the leading dimension of `array_of_argv` is `count`, a non-positive value of `count` at a non-root node could theoretically cause a runtime bounds check error, even though `array_of_argv` should be ignored by the subroutine. If this happens, you should explicitly supply a reasonable value of `count` on the non-root nodes. (*End of advice to users.*)

In any language, an application may use the constant `MPI_ARGVS_NULL` (which is likely to be `(char ***)0` in C) to specify that no arguments should be passed to any commands. The effect of setting individual elements of `array_of_argv` to `MPI_ARGV_NULL` is not defined. To specify arguments for some commands but not others, the commands without arguments should have a corresponding `argv` whose first element is null (`(char *)0` in C and empty string in Fortran).

All of the spawned processes have the same `MPI_COMM_WORLD`. Their ranks in `MPI_COMM_WORLD` correspond directly to the order in which the commands are specified in `MPI_COMM Spawn_multiple`. Assume that m_1 processes are generated by the first command, m_2 by the second, etc. The processes corresponding to the first command have ranks $0, 1, \dots, m_1 - 1$. The processes in the second command have ranks $m_1, m_1 + 1, \dots, m_1 + m_2 - 1$. The processes in the third have ranks $m_1 + m_2, m_1 + m_2 + 1, \dots, m_1 + m_2 + m_3 - 1$, etc.

Advice to users. MPI_COMM_GET_PARENT returns a handle to a single intercommunicator. Calling MPI_COMM_GET_PARENT a second time returns a handle to the same intercommunicator. Freeing the handle with MPI_COMM_DISCONNECT or MPI_COMM_FREE will cause other references to the intercommunicator to become invalid (dangling). Note that calling MPI_COMM_FREE on the parent communicator is not useful. (*End of advice to users.*)

Rationale. The desire of the Forum was to create a constant MPI_COMM_PARENT similar to MPI_COMM_WORLD. Unfortunately such a constant cannot be used (syntactically) as an argument to MPI_COMM_DISCONNECT, which is explicitly allowed. (*End of rationale.*)

10.3.3 Starting Multiple Executables and Establishing Communication

While MPI_COMM_SPAWN is sufficient for most cases, it does not allow the spawning of multiple binaries, or of the same binary with multiple sets of arguments. The following routine spawns multiple binaries or the same binary with multiple sets of arguments, establishing communication with them and placing them in the same MPI_COMM_WORLD.

MPI_COMM_SPAWN_MULTIPLE(count, array_of_commands, array_of_argv, array_of_maxprocs, array_of_info, root, comm, intercomm, array_of_errcodes)

IN	count	number of commands (positive integer, significant to MPI only at root — see advice to users)
IN	array_of_commands	programs to be executed (array of strings, significant only at root)
IN	array_of_argv	arguments for commands (array of array of strings, significant only at root)
IN	array_of_maxprocs	maximum number of processes to start for each command (array of integer, significant only at root)
IN	array_of_info	info objects telling the runtime system where and how to start processes (array of handles, significant only at root)
IN	root	rank of process in which previous arguments are examined (integer)
IN	comm	intracommunicator containing group of spawning processes (handle)
OUT	intercomm	intercommunicator between original group and newly spawned group (handle)
OUT	array_of_errcodes	one error code per process (array of integer)

```
int MPI_Comm_spawn_multiple(int count, char *array_of_commands[],
                           char **array_of_argv[], int array_of_maxprocs[],
                           MPI_Info array_of_info[], int root, MPI_Comm comm,
                           MPI_Comm *intercomm, int array_of_errcodes[])
```

MPI_SUCCESS	No error
MPI_ERR_BUFFER	Invalid buffer pointer
MPI_ERR_COUNT	Invalid count argument
MPI_ERR_TYPE	Invalid datatype argument
MPI_ERR_TAG	Invalid tag argument
MPI_ERR_COMM	Invalid communicator
MPI_ERR_RANK	Invalid rank
MPI_ERR_REQUEST	Invalid request (handle)
MPI_ERR_ROOT	Invalid root
MPI_ERR_GROUP	Invalid group
MPI_ERR_OP	Invalid operation
MPI_ERR_TOPOLOGY	Invalid topology
MPI_ERR_DIMS	Invalid dimension argument
MPI_ERR_ARG	Invalid argument of some other kind
MPI_ERR_UNKNOWN	Unknown error
MPI_ERR_TRUNCATE	Message truncated on receive
MPI_ERR_OTHER	Known error not in this list
MPI_ERR_INTERN	Internal MPI (implementation) error
MPI_ERR_IN_STATUS	Error code is in status
MPI_ERR_PENDING	Pending request
MPI_ERR_KEYVAL	Invalid keyval has been passed
MPI_ERR_NO_MEM	MPI_ALLOC_MEM failed because memory is exhausted
MPI_ERR_BASE	Invalid base passed to MPI_FREE_MEM
MPI_ERR_INFO_KEY	Key longer than MPI_MAX_INFO_KEY
MPI_ERR_INFO_VALUE	Value longer than MPI_MAX_INFO_VAL
MPI_ERR_INFO_NOKEY	Invalid key passed to MPI_INFO_DELETE
MPI_ERR_SPAWN	Error in spawning processes
MPI_ERR_PORT	Invalid port name passed to MPI_COMM_CONNECT
MPI_ERR_SERVICE	Invalid service name passed to MPI_UNPUBLISH_NAME
MPI_ERR_NAME	Invalid service name passed to MPI_LOOKUP_NAME
MPI_ERR_WIN	Invalid win argument
MPI_ERR_SIZE	Invalid size argument
MPI_ERR_DISP	Invalid disp argument
MPI_ERR_INFO	Invalid info argument
MPI_ERR_LOCKTYPE	Invalid locktype argument
MPI_ERR_ASSERT	Invalid assert argument
MPI_ERR_RMA_CONFLICT	Conflicting accesses to window
MPI_ERR_RMA_SYNC	Wrong synchronization of RMA calls

Table 8.1: Error classes (Part 1)

MPI_ERR_FILE	Invalid file handle	1
MPI_ERR_NOT_SAME	Collective argument not identical on all processes, or collective routines called in a different order by different processes	2 3 4
MPI_ERR_AMODE	Error related to the <code>amode</code> passed to <code>MPI_FILE_OPEN</code>	5 6
MPI_ERR_UNSUPPORTED_DATAREP	Unsupported <code>datarep</code> passed to <code>MPI_FILE_SET_VIEW</code>	7 8
MPI_ERR_UNSUPPORTED_OPERATION	Unsupported operation, such as seeking on a file which supports sequential access only	9 10
MPI_ERR_NO_SUCH_FILE	File does not exist	11
MPI_ERR_FILE_EXISTS	File exists	12
MPI_ERR_BAD_FILE	Invalid file name (e.g., path name too long)	13
MPI_ERR_ACCESS	Permission denied	14
MPI_ERR_NO_SPACE	Not enough space	15
MPI_ERR_QUOTA	Quota exceeded	16
MPI_ERR_READ_ONLY	Read-only file or file system	17
MPI_ERR_FILE_IN_USE	File operation could not be completed, as the file is currently open by some process	18 19
MPI_ERR_DUP_DATAREP	Conversion functions could not be registered because a data representation identifier that was already defined was passed to <code>MPI_REGISTER_DATAREP</code>	20 21 22 23
MPI_ERR_CONVERSION	An error occurred in a user supplied data conversion function.	24 25
MPI_ERR_IO	Other I/O error	26
MPI_ERR_LASTCODE	Last error code	27 28 29 30 31

Table 8.2: Error classes (Part 2)

8.5 Error Classes, Error Codes, and Error Handlers

Users may want to write a layered library on top of an existing MPI implementation, and this library may have its own set of error codes and classes. An example of such a library is an I/O library based on MPI, see Chapter 13 on page 373. For this purpose, functions are needed to:

1. add a new error class to the ones an MPI implementation already knows.
2. associate error codes with this error class, so that `MPI_ERROR_CLASS` works.
3. associate strings with these error codes, so that `MPI_ERROR_STRING` works.
4. invoke the error handler associated with a communicator, window, or object.

Several functions are provided to do this. They are all local. No functions are provided to free error classes: it is not expected that an application will generate them in significant numbers.

MPI does not specify the content of the `info` argument, except to reserve a number of special key values (see Section 10.3.4 on page 303). The `info` argument is quite flexible and could even be used, for example, to specify the executable and its command-line arguments. In this case the `command` argument to `MPI_COMM_SPAWN` could be empty. The ability to do this follows from the fact that MPI does not specify how an executable is found, and the `info` argument can tell the runtime system where to “find” the executable “” (empty string). Of course a program that does this will not be portable across MPI implementations.

The root argument All arguments before the `root` argument are examined only on the process whose rank in `comm` is equal to `root`. The value of these arguments on other processes is ignored.

The array_of_errcodes argument The `array_of_errcodes` is an array of length `maxprocs` in which MPI reports the status of each process that MPI was requested to start. If all `maxprocs` processes were spawned, `array_of_errcodes` is filled in with the value `MPI_SUCCESS`. If only m ($0 \leq m < \text{maxprocs}$) processes are spawned, m of the entries will contain `MPI_SUCCESS` and the rest will contain an implementation-specific error code indicating the reason MPI could not start the process. MPI does not specify which entries correspond to failed processes. An implementation may, for instance, fill in error codes in one-to-one correspondence with a detailed specification in the `info` argument. These error codes all belong to the error class `MPI_ERR_SPAWN` if there was no error in the argument list. In C or Fortran, an application may pass `MPI_ERRCODES_IGNORE` if it is not interested in the error codes. In C++ this constant does not exist, and the `array_of_errcodes` argument may be omitted from the argument list.

Advice to implementors. `MPI_ERRCODES_IGNORE` in Fortran is a special type of constant, like `MPI_BOTTOM`. See the discussion in Section 2.5.4 on page 14. (*End of advice to implementors.*)

`MPI_COMM_GET_PARENT(parent)`

OUT parent the parent communicator (handle)

```
int MPI_Comm_get_parent(MPI_Comm *parent)
```

```
MPI_COMM_GET_PARENT(PARENT, IERROR)
INTEGER PARENT, IERROR
```

```
static MPI::Intercomm MPI::Comm::Get_parent()
```

If a process was started with `MPI_COMM_SPAWN` or `MPI_COMM_SPAWN_MULTIPLE`, `MPI_COMM_GET_PARENT` returns the “parent” intercommunicator of the current process. This parent intercommunicator is created implicitly inside of `MPI_INIT` and is the same intercommunicator returned by `SPAWN` in the parents.

If the process was not spawned, `MPI_COMM_GET_PARENT` returns `MPI_COMM_NULL`.

After the parent communicator is freed or disconnected, `MPI_COMM_GET_PARENT` returns `MPI_COMM_NULL`.

Arguments are supplied to the program if this is allowed by the operating system. In C, the `MPI_COMM_SPAWN` argument `argv` differs from the `argv` argument of `main` in two respects. First, it is shifted by one element. Specifically, `argv[0]` of `main` is provided by the implementation and conventionally contains the name of the program (given by command). `argv[1]` of `main` corresponds to `argv[0]` in `MPI_COMM_SPAWN`, `argv[2]` of `main` to `argv[1]` of `MPI_COMM_SPAWN`, etc. Second, `argv` of `MPI_COMM_SPAWN` must be null-terminated, so that its length can be determined. Passing an `argv` of `MPI_ARGV_NULL` to `MPI_COMM_SPAWN` results in `main` receiving `argc` of 1 and an `argv` whose element 0 is (conventionally) the name of the program.

If a Fortran implementation supplies routines that allow a program to obtain its arguments, the arguments may be available through that mechanism. In C, if the operating system does not support arguments appearing in `argv` of `main()`, the MPI implementation may add the arguments to the `argv` that is passed to `MPI_INIT`.

The `maxprocs` argument `MPI` tries to spawn `maxprocs` processes. If it is unable to spawn `maxprocs` processes, it raises an error of class `MPI_ERR_SPAWN`.

An implementation may allow the `info` argument to change the default behavior, such that if the implementation is unable to spawn all `maxprocs` processes, it may spawn a smaller number of processes instead of raising an error. In principle, the `info` argument may specify an arbitrary set $\{m_i : 0 \leq m_i \leq \text{maxprocs}\}$ of allowed values for the number of processes spawned. The set $\{m_i\}$ does not necessarily include the value `maxprocs`. If an implementation is able to spawn one of these allowed numbers of processes, `MPI_COMM_SPAWN` returns successfully and the number of spawned processes, m , is given by the size of the remote group of intercomm. If m is less than `maxproc`, reasons why the other processes were not spawned are given in `array_of_errcodes` as described below. If it is not possible to spawn one of the allowed numbers of processes, `MPI_COMM_SPAWN` raises an error of class `MPI_ERR_SPAWN`.

A spawn call with the default behavior is called *hard*. A spawn call for which fewer than `maxprocs` processes may be returned is called *soft*. See Section 10.3.4 on page 303 for more information on the `soft` key for `info`.

Advice to users. By default, requests are hard and MPI errors are fatal. This means that by default there will be a fatal error if MPI cannot spawn all the requested processes. If you want the behavior “spawn as many processes as possible, up to N ,” you should do a soft spawn, where the set of allowed values $\{m_i\}$ is $\{0 \dots N\}$. However, this is not completely portable, as implementations are not required to support soft spawning. (*End of advice to users.*)

The `info` argument The `info` argument to all of the routines in this chapter is an opaque handle of type `MPI_Info` in C, `MPI::Info` in C++ and `INTEGER` in Fortran. It is a container for a number of user-specified (`key,value`) pairs. `key` and `value` are strings (null-terminated `char*` in C, `character*(*)` in Fortran). Routines to create and manipulate the `info` argument are described in Section 9 on page 287.

For the `SPAWN` calls, `info` provides additional (and possibly implementation-dependent) instructions to MPI and the runtime system on how to start processes. An application may pass `MPI_INFO_NULL` in C or Fortran. Portable programs not requiring detailed control over process locations should use `MPI_INFO_NULL`.

```

1 MPI_ADD_ERROR_CLASS(errorclass)
2
3 OUT errorclass value for the new error class (integer)
4
5 int MPI_Add_error_class(int *errorclass)
6
7 MPI_ADD_ERROR_CLASS(ERRORCLASS, IERROR)
8 INTEGER ERRORCLASS, IERROR
9
10 int MPI::Add_error_class()

```

Creates a new error class and returns the value for it.

Rationale. To avoid conflicts with existing error codes and classes, the value is set by the implementation and not by the user. (*End of rationale.*)

Advice to implementors. A high-quality implementation will return the value for a new `errorclass` in the same deterministic way on all processes. (*End of advice to implementors.*)

Advice to users. Since a call to `MPI_ADD_ERROR_CLASS` is local, the same `errorclass` may not be returned on all processes that make this call. Thus, it is not safe to assume that registering a new error on a set of processes at the same time will yield the same `errorclass` on all of the processes. However, if an implementation returns the new `errorclass` in a deterministic way, and they are always generated in the same order on the same set of processes (for example, all processes), then the value will be the same. However, even if a deterministic algorithm is used, the value can vary across processes. This can happen, for example, if different but overlapping groups of processes make a series of calls. As a result of these issues, getting the “same” error on multiple processes may not cause the same value of error code to be generated. (*End of advice to users.*)

The value of `MPI_ERR_LASTCODE` is a constant value and is not affected by new user-defined error codes and classes. Instead, a predefined attribute key `MPI_LASTUSED` is associated with `MPI_COMM_WORLD`. The attribute value corresponding to this key is the current maximum error class including the user-defined ones. This is a local value and may be different on different processes. The value returned by this key is always greater than or equal to `MPI_ERR_LASTCODE`.

Advice to users. The value returned by the key `MPI_LASTUSED` will not change unless the user calls a function to explicitly add an error class/code. In a multi-threaded environment, the user must take extra care in assuming this value has not changed. Note that error codes and error classes are not necessarily dense. A user may not assume that each error class below `MPI_LASTUSED` is valid. (*End of advice to users.*)

1
2
3
4
5
6
7
8
9
10
11
12
13
14
15
16
17
18
19
20
21
22
23
24
25
26
27
28
29
30
31
32
33
34
35
36
37
38
39
40
41
42
43
44
45
46
47
48

1
2
3
4
5
6
7
8
9
10
11
12
13
14
15
16
17
18
19
20
21
22
23
24
25
26
27
28
29
30
31
32
33
34
35
36
37
38
39
40
41
42
43
44
45
46
47
48

```

MPI_ADD_ERROR_CODE(errorclass, errorcode)
    IN    errorclass          error class (integer)
    OUT   errorcode          new error code to associated with errorclass (integer)

int MPI_Add_error_code(int errorclass, int *errorcode)

MPI_ADD_ERROR_CODE(ERRORCLASS, ERRORCODE, IERROR)
    INTEGER ERRORCLASS, ERRORCODE, IERROR

int MPI::Add_error_code(int errorclass)

Creates new error code associated with errorclass and returns its value in errorcode.

Rationale. To avoid conflicts with existing error codes and classes, the value of the
new error code is set by the implementation and not by the user. (End of rationale.)

Advice to implementors. A high-quality implementation will return the value for
a new errorcode in the same deterministic way on all processes. (End of advice to
implementors.)

MPI_ADD_ERROR_STRING(errorcode, string)
    IN    errorcode          error code or class (integer)
    IN    string             text corresponding to errorcode (string)

int MPI_Add_error_string(int errorcode, char *string)

MPI_ADD_ERROR_STRING(ERRORCODE, STRING, IERROR)
    INTEGER ERRORCODE, IERROR
    CHARACTER*(*) STRING

void MPI::Add_error_string(int errorcode, const char* string)

Associates an error string with an error code or class. The string must be no more
than MPI_MAX_ERROR_STRING characters long. The length of the string is as defined in
the calling language. The length of the string does not include the null terminator in C
or C++. Trailing blanks will be stripped in Fortran. Calling MPI_ADD_ERROR_STRING
for an errorcode that already has a string will replace the old string with the new string.
It is erroneous to call MPI_ADD_ERROR_STRING for an error code or class with a value
≤ MPI_ERR_LASTCODE.

If MPI_ERROR_STRING is called when no string has been set, it will return a empty
string (all spaces in Fortran, "" in C and C++).

Section 8.3 on page 264 describes the methods for creating and associating error han-
dlers with communicators, files, and windows.

```

under POE on an IBM SP would use POE's method of finding executables. An imple-
 mentation should document its rules for finding executables and determining working
 directories, and a high-quality implementation should give the user some control over
 these rules. (*End of advice to implementors.*)

If the program named in `command` does not call `MPI_INIT`, but instead forks a process
 that calls `MPI_INIT`, the results are undefined. Implementations may allow this case to
 work but are not required to.

Advice to users. MPI does not say what happens if the program you start is a
 shell script and that shell script starts a program that calls `MPI_INIT`. Though some
 implementations may allow you to do this, they may also have restrictions, such as
 requiring that arguments supplied to the shell script be supplied to the program, or
 requiring that certain parts of the environment not be changed. (*End of advice to
 users.*)

The `argv` argument `argv` is an array of strings containing arguments that are passed to
 the program. The first element of `argv` is the first argument passed to `command`, not,
 as is conventional in some contexts, the command itself. The argument list is terminated by
`NULL` in C and C++ and an empty string in Fortran. In Fortran, leading and trailing spaces
 are always stripped, so that a string consisting of all spaces is considered an empty string.
 The constant `MPI_ARGV_NULL` may be used in C, C++ and Fortran to indicate an empty
 argument list. In C and C++, this constant is the same as `NULL`.

Example 10.1 Examples of `argv` in C and Fortran

To run the program “ocean” with arguments “-gridfile” and “ocean1.grd” in C:

```

char command[] = "ocean";
char *argv[] = {"-gridfile", "ocean1.grd", NULL};
MPI_Comm_spawn(command, argv, ...);

```

or, if not everything is known at compile time:

```

char *command;
char **argv;
command = "ocean";
argv=(char **)malloc(3 * sizeof(char *));
argv[0] = "-gridfile";
argv[1] = "ocean1.grd";
argv[2] = NULL;
MPI_Comm_spawn(command, argv, ...);

```

In Fortran:

```

CHARACTER*25 command, argv(3)
command = ' ocean '
argv(1) = ' -gridfile '
argv(2) = ' ocean1.grd'
argv(3) = ' '
call MPI_COMM_SPAWN(command, argv, ...)

```



```

int MPI_Comm_spawn(char *command, char *argv[], int maxprocs, MPI_Info
    info, int root, MPI_Comm comm, MPI_Comm *intercomm,
    int array_of_errcodes[])
MPI_COMM_SPAWN(COMMAND, ARGV, MAXPROCS, INFO, ROOT, COMM, INTERCOMM,
    ARRAY_OF_ERRCODES, IERROR)
CHARACTER*(*) COMMAND, ARGV(*)
INTEGER INFO, MAXPROCS, ROOT, COMM, INTERCOMM, ARRAY_OF_ERRCODES(*),
IERROR
MPI::Intercomm MPI::Intracomm::Spawn(const char* command,
    const char* argv[], int maxprocs, const MPI::Info& info,
    int root, int array_of_errcodes[]) const
MPI::Intercomm MPI::Intracomm::Spawn(const char* command,
    const char* argv[], int maxprocs, const MPI::Info& info,
    int root) const

```

MPI_COMM_SPAWN tries to start `maxprocs` identical copies of the MPI program specified by `command`, establishing communication with them and returning an intercommunicator. The spawned processes are referred to as children. The children have their own MPI_COMM_WORLD, which is separate from that of the parents. MPI_COMM_SPAWN is collective over `comm`, and also may not return until MPI_INIT has been called in the children. Similarly, MPI_INIT in the children may not return until all parents have called MPI_COMM_SPAWN. In this sense, MPI_COMM_SPAWN in the parents and MPI_INIT in the children form a collective operation over the union of parent and child processes. The intercommunicator returned by MPI_COMM_SPAWN contains the parent processes in the local group and the child processes in the remote group. The ordering of processes in the local and remote groups is the same as the ordering of the group of the `comm` in the parents and of MPI_COMM_WORLD of the children, respectively. This intercommunicator can be obtained in the children through the function MPI_COMM_GET_PARENT.

Advice to users. An implementation may automatically establish communication before MPI_INIT is called by the children. Thus, completion of MPI_COMM_SPAWN in the parent does not necessarily mean that MPI_INIT has been called in the children (although the returned intercommunicator can be used immediately). (*End of advice to users.*)

The command argument The command argument is a string containing the name of a program to be spawned. The string is null-terminated in C. In Fortran, leading and trailing spaces are stripped. MPI does not specify how to find the executable or how the working directory is determined. These rules are implementation-dependent and should be appropriate for the runtime environment.

Advice to implementors. The implementation should use a natural rule for finding executables and determining working directories. For instance, a homogeneous system with a global file system might look first in the working directory of the spawning process, or might search the directories in a PATH environment variable as do Unix shells. An implementation on top of PVM would use PVM's rules for finding executables (usually in \$HOME/pvm3/bin/\$PVM_ARCH). An MPI implementation running

```

MPI_COMM_CALL_ERRHANDLER(comm, errorcode)
IN      comm                communicator with error handler (handle)
IN      errorcode           error code (integer)
int MPI_Comm_call_errhandler(MPI_Comm comm, int errorcode)
MPI_COMM_CALL_ERRHANDLER(COMM, ERRORCODE, IERROR)
INTEGER COMM, ERRORCODE, IERROR
void MPI::Comm::Call_errhandler(int errorcode) const

```

This function invokes the error handler assigned to the communicator with the error code supplied. This function returns MPI_SUCCESS in C and C++ and the same value in IERROR if the error handler was successfully called (assuming the process is not aborted and the error handler returns).

Advice to users. Users should note that the default error handler is MPI_ERRORS_ARE_FATAL. Thus, calling MPI_COMM_CALL_ERRHANDLER will abort the `comm` processes if the default error handler has not been changed for this communicator or on the parent before the communicator was created. (*End of advice to users.*)

```

MPI_WIN_CALL_ERRHANDLER(win, errorcode)
IN      win                window with error handler (handle)
IN      errorcode         error code (integer)
int MPI_Win_call_errhandler(MPI_Win win, int errorcode)
MPI_WIN_CALL_ERRHANDLER(WIN, ERRORCODE, IERROR)
INTEGER WIN, ERRORCODE, IERROR
void MPI::Win::Call_errhandler(int errorcode) const

```

This function invokes the error handler assigned to the window with the error code supplied. This function returns MPI_SUCCESS in C and C++ and the same value in IERROR if the error handler was successfully called (assuming the process is not aborted and the error handler returns).

Advice to users. As with communicators, the default error handler for windows is MPI_ERRORS_ARE_FATAL. (*End of advice to users.*)

```

MPI_FILE_CALL_ERRHANDLER(fh, errorcode)
IN      fh                file with error handler (handle)
IN      errorcode         error code (integer)

```

```

int MPI_File_call_errhandler(MPI_File fh, int errorcode)
MPI_FILE_CALL_ERRHANDLER(FH, ERRORCODE, IERROR)
    INTEGER FH, ERRORCODE, IERROR
void MPI::File::Call_errhandler(int errorcode) const

```

This function invokes the error handler assigned to the file with the error code supplied. This function returns `MPI_SUCCESS` in C and C++ and the same value in `IERROR` if the error handler was successfully called (assuming the process is not aborted and the error handler returns).

Advice to users. Unlike errors on communicators and windows, the default behavior for files is to have `MPI_ERRORS_RETURN`. (*End of advice to users.*)

Advice to users. Users are warned that handlers should not be called recursively with `MPI_COMM_CALL_ERRHANDLER`, `MPI_FILE_CALL_ERRHANDLER`, or `MPI_WIN_CALL_ERRHANDLER`. Doing this can create a situation where an infinite recursion is created. This can occur if `MPI_COMM_CALL_ERRHANDLER`, `MPI_FILE_CALL_ERRHANDLER`, or `MPI_WIN_CALL_ERRHANDLER` is called inside an error handler.

Error codes and classes are associated with a process. As a result, they may be used in any error handler. Error handlers should be prepared to deal with any error code they are given. Furthermore, it is good practice to only call an error handler with the appropriate error codes. For example, file errors would normally be sent to the file error handler. (*End of advice to users.*)

8.6 Timers and Synchronization

MPI defines a timer. A timer is specified even though it is not “message-passing,” because timing parallel programs is important in “performance debugging” and because existing timers (both in POSIX 1003.1-1988 and 1003.4D 14.1 and in Fortran 90) are either inconvenient or do not provide adequate access to high-resolution timers. See also Section 2.6.5 on page 21.

```

MPI_WTIME()
double MPI_Wtime(void)
DOUBLE PRECISION MPI_WTIME()
double MPI::Wtime()

```

`MPI_WTIME` returns a floating-point number of seconds, representing elapsed wall-clock time since some time in the past.

The “time in the past” is guaranteed not to change during the life of the process. The user is responsible for converting large numbers of seconds to other units if they are preferred.

- An attribute `MPI_UNIVERSE_SIZE` on `MPI_COMM_WORLD` tells a program how “large” the initial runtime environment is, namely how many processes can usefully be started in all. One can subtract the size of `MPI_COMM_WORLD` from this value to find out how many processes might usefully be started in addition to those already running.

10.3 Process Manager Interface

10.3.1 Processes in MPI

A process is represented in MPI by a (group, rank) pair. A (group, rank) pair specifies a unique process but a process does not determine a unique (group, rank) pair, since a process may belong to several groups.

10.3.2 Starting Processes and Establishing Communication

The following routine starts a number of MPI processes and establishes communication with them, returning an intercommunicator.

Advice to users. It is possible in MPI to start a static SPMD or MPMD application by starting first one process and having that process start its siblings with `MPI_COMM_SPAWN`. This practice is discouraged primarily for reasons of performance. If possible, it is preferable to start all processes at once, as a single MPI application. (*End of advice to users.*)

```

MPI_COMM_SPAWN(command, argv, maxprocs, info, root, comm, intercomm,
array_of_errcodes)

```

IN	command	name of program to be spawned (string, significant only at root)
IN	argv	arguments to command (array of strings, significant only at root)
IN	maxprocs	maximum number of processes to start (integer, significant only at root)
IN	info	a set of key-value pairs telling the runtime system where and how to start the processes (handle, significant only at root)
IN	root	rank of process in which previous arguments are examined (integer)
IN	comm	intracommunicator containing group of spawning processes (handle)
OUT	intercomm	intercommunicator between original group and the newly spawned group (handle)
OUT	array_of_errcodes	one code per process (array of integer)

- **Network of workstations with PVM.** PVM (Parallel Virtual Machine) allows a user to create a “virtual machine” out of a network of workstations. An application may extend the virtual machine or manage processes (create, kill, redirect output, etc.) through the PVM library. Requests to manage the machine or processes may be intercepted and handled by an external resource manager.
- **Network of workstations managed by a load balancing system.** A load balancing system may choose the location of spawned processes based on dynamic quantities, such as load average. It may transparently migrate processes from one machine to another when a resource becomes unavailable.
- **Large SMP with Unix.** Applications are run directly by the user. They are scheduled at a low level by the operating system. Processes may have special scheduling characteristics (gang-scheduling, processor affinity, deadline scheduling, processor locking, etc.) and be subject to OS resource limits (number of processes, amount of memory, etc.).

MPI assumes, implicitly, the existence of an environment in which an application runs. It does not provide “operating system” services, such as a general ability to query what processes are running, to kill arbitrary processes, to find out properties of the runtime environment (how many processors, how much memory, etc.).

Complex interaction of an MPI application with its runtime environment should be done through an environment-specific API. An example of such an API would be the PVM task and machine management routines — `pvm_addhosts`, `pvm_config`, `pvm_tasks`, etc., possibly modified to return an MPI (group,rank) when possible. A Condor or PBS API would be another possibility.

At some low level, obviously, MPI must be able to interact with the runtime system, but the interaction is not visible at the application level and the details of the interaction are not specified by the MPI standard.

In many cases, it is impossible to keep environment-specific information out of the MPI interface without seriously compromising MPI functionality. To permit applications to take advantage of environment-specific functionality, many MPI routines take an `info` argument that allows an application to specify environment-specific information. There is a tradeoff between functionality and portability: applications that make use of `info` are not portable.

MPI does not require the existence of an underlying “virtual machine” model, in which there is a consistent global view of an MPI application and an implicit “operating system” managing resources and processes. For instance, processes spawned by one task may not be visible to another; additional hosts added to the runtime environment by one process may not be visible in another process; tasks spawned by different processes may not be automatically distributed over available resources.

Interaction between MPI and the runtime environment is limited to the following areas:

- A process may start new processes with `MPI_COMM_SPAWN` and `MPI_COMM_SPAWN_MULTIPLE`.
- When a process spawns a child process, it may optionally use an `info` argument to tell the runtime environment where or how to start the process. This extra information may be opaque to MPI.

This function is portable (it returns seconds, not “ticks”), it allows high-resolution, and carries no unnecessary baggage. One would use it like this:

```

1
2
3
4
5
6
7
8
9
10
11
12
13
14
15
16
17
18
19
20
21
22
23
24
25
26
27
28
29
30
31
32
33
34
35
36
37
38
39
40
41
42
43
44
45
46
47
48
{
  double starttime, endtime;
  starttime = MPI_Wtime();
  .... stuff to be timed ...
  endtime = MPI_Wtime();
  printf("That took %f seconds\n",endtime-starttime);
}
```

The times returned are local to the node that called them. There is no requirement that different nodes return “the same time.” (But see also the discussion of `MPI_WTIME_IS_GLOBAL`).

`MPI_WTICK()`

`double MPI_Wtick(void)`

`DOUBLE PRECISION MPI_WTICK()`

`double MPI::Wtick()`

`MPI_WTICK` returns the resolution of `MPI_WTIME` in seconds. That is, it returns, as a double precision value, the number of seconds between successive clock ticks. For example, if the clock is implemented by the hardware as a counter that is incremented every millisecond, the value returned by `MPI_WTICK` should be 10^{-3} .

8.7 Startup

One goal of MPI is to achieve *source code portability*. By this we mean that a program written using MPI and complying with the relevant language standards is portable as written, and must not require any source code changes when moved from one system to another. This explicitly does *not* say anything about how an MPI program is started or launched from the command line, nor what the user must do to set up the environment in which an MPI program will run. However, an implementation may require some setup to be performed before other MPI routines may be called. To provide for this, MPI includes an initialization routine `MPI_INIT`.

`MPI_INIT()`

`int MPI_Init(int *argc, char ***argv)`

`MPI_INIT(IERROR)`

`INTEGER IERROR`

`void MPI::Init(int& argc, char**& argv)`

`void MPI::Init()`

This routine must be called before any other MPI routine. It must be called at most once; subsequent calls are erroneous (see `MPI_INITIALIZED`).

All MPI programs must contain a call to `MPI_INIT`; this routine must be called before any other MPI routine (apart from `MPI_GET_VERSION`, `MPI_INITIALIZED`, and `MPI_FINALIZED`) is called. The version for ISO C accepts the `argc` and `argv` that are provided by the arguments to `main`:

```
int main(argc, argv)
int argc;
char **argv;
{
    MPI_Init(&argc, &argv);

    /* parse arguments */
    /* main program */

    MPI_Finalize(); /* see below */
}
```

The Fortran version takes only `IERROR`.

Conforming implementations of MPI are required to allow applications to pass `NULL` for both the `argc` and `argv` arguments of `main` in C and C++. In C++, there is an alternative binding for `MPI::Init` that does not have these arguments at all.

Rationale. In some applications, libraries may be making the call to `MPI_Init`, and may not have access to `argc` and `argv` from `main`. It is anticipated that applications requiring special information about the environment or information supplied by `mpirexec` can get that information from environment variables. (*End of rationale.*)

```
MPI_FINALIZE()

int MPI_Finalize(void)

MPI_FINALIZE(IERROR)
INTEGER IERROR

void MPI::Finalize()
```

This routine cleans up all MPI state. Each process must call `MPI_FINALIZE` before it exits. Unless there has been a call to `MPI_ABORT`, each process must ensure that all pending non-blocking communications are (locally) complete before calling `MPI_FINALIZE`. Further, at the instant at which the last process calls `MPI_FINALIZE`, all pending sends must be matched by a receive, and all pending receives must be matched by a send.

For example, the following program is correct:

```
Process 0          Process 1
-----          -----
MPI_Init();       MPI_Init();
```

clean interface between an application and system software.

- MPI must guarantee communication determinism in the presence of dynamic processes, i.e., dynamic process management must not introduce unavoidable race conditions.
- MPI must not contain features that compromise performance.

The process management model addresses these issues in two ways. First, MPI remains primarily a communication library. It does not manage the parallel environment in which a parallel program executes, though it provides a minimal interface between an application and external resource and process managers.

Second, MPI maintains a consistent concept of a communicator, regardless of how its members came into existence. A communicator is never changed once created, and it is always created using deterministic collective operations.

10.2 The Dynamic Process Model

The dynamic process model allows for the creation and cooperative termination of processes after an MPI application has started. It provides a mechanism to establish communication between the newly created processes and the existing MPI application. It also provides a mechanism to establish communication between two existing MPI applications, even when one did not “start” the other.

10.2.1 Starting Processes

MPI applications may start new processes through an interface to an external process manager, which can range from a parallel operating system (CMOST) to layered software (POE) to an `rsh` command (p4).

`MPI_COMM_SPAWN` starts MPI processes and establishes communication with them, returning an intercommunicator. `MPI_COMM_SPAWN_MULTIPLE` starts several different binaries (or the same binary with different arguments), placing them in the same `MPI_COMM_WORLD` and returning an intercommunicator.

MPI uses the existing group abstraction to represent processes. A process is identified by a (group, rank) pair.

10.2.2 The Runtime Environment

The `MPI_COMM_SPAWN` and `MPI_COMM_SPAWN_MULTIPLE` routines provide an interface between MPI and the *runtime environment* of an MPI application. The difficulty is that there is an enormous range of runtime environments and application requirements, and MPI must not be tailored to any particular one. Examples of such environments are:

- **MPP managed by a batch queuing system.** Batch queuing systems generally allocate resources before an application begins, enforce limits on resource use (CPU time, memory use, etc.), and do not allow a change in resource allocation after a job begins. Moreover, many MPPs have special limitations or extensions, such as a limit on the number of processes that may run on one processor, or the ability to gang-schedule processes of a parallel application.

Chapter 10

Process Creation and Management

10.1 Introduction

MPI is primarily concerned with communication rather than process or resource management. However, it is necessary to address these issues to some degree in order to define a useful framework for communication. This chapter presents a set of MPI interfaces that allow for a variety of approaches to process management while placing minimal restrictions on the execution environment.

The MPI model for process creation allows both the creation of an initial set of processes related by their membership in a common `MPI_COMM_WORLD` and the creation and management of processes after an MPI application has been started. A major impetus for the later form of process creation comes from the PVM [23] research effort. This work has provided a wealth of experience with process management and resource control that illustrates their benefits and potential pitfalls.

The MPI Forum decided not to address resource control because it was not able to design a portable interface that would be appropriate for the broad spectrum of existing and potential resource and process controllers. Resource control can encompass a wide range of abilities, including adding and deleting nodes from a virtual parallel machine, reserving and scheduling resources, managing compute partitions of an MPP, and returning information about available resources. assumes that resource control is provided externally — probably by computer vendors, in the case of tightly coupled systems, or by a third party software package when the environment is a cluster of workstations.

The reasons for including process management in MPI are both technical and practical. Important classes of message-passing applications require process control. These include task farms, serial applications with parallel modules, and problems that require a run-time assessment of the number and type of processes that should be started. On the practical side, users of workstation clusters who are migrating from PVM to MPI may be accustomed to using PVM's capabilities for process and resource management. The lack of these features would be a practical stumbling block to migration.

The following goals are central to the design of MPI process management:

- The MPI process model must apply to the vast majority of current parallel environments. These include everything from tightly integrated MPPs to heterogeneous networks of workstations.
- MPI must not take over operating system responsibilities. It should instead provide a

1
2
3
4
5
6
7
8
9
10
11
12
13
14
15
16
17
18
19
20
21
22
23
24
25
26
27
28
29
30
31
32
33
34
35
36
37
38
39
40
41
42
43
44
45
46
47
48

```
1      MPI_Send(dest=1);      MPI_Recv(src=0);
2      MPI_Finalize();      MPI_Finalize();
3
```

Without the matching receive, the program is erroneous:

```
5      Process 0              Process 1
6      -----              -----
7      MPI_Init();           MPI_Init();
8      MPI_Send (dest=1);    MPI_Finalize();
9      MPI_Finalize();       MPI_Finalize();
10
```

A successful return from a blocking communication operation or from `MPI_WAIT` or `MPI_TEST` tells the user that the buffer can be reused and means that the communication is completed by the user, but does not guarantee that the local process has no more work to do. A successful return from `MPI_REQUEST_FREE` with a request handle generated by an `MPI_ISEND` nullifies the handle but provides no assurance of operation completion. The `MPI_ISEND` is complete only when it is known by some means that a matching receive has completed. `MPI_FINALIZE` guarantees that all local actions required by communications the user has completed will, in fact, occur before it returns.

`MPI_FINALIZE` guarantees nothing about pending communications that have not been completed (completion is assured only by `MPI_WAIT`, `MPI_TEST`, or `MPI_REQUEST_FREE` combined with some other verification of completion).

Example 8.3 This program is correct:

```
rank 0                      rank 1
=====
...
MPI_Isend();                MPI_Recv();
MPI_Request_free();         MPI_Barrier();
MPI_Barrier();              MPI_Finalize();
MPI_Finalize();             exit();
exit();
```

Example 8.4 This program is erroneous and its behavior is undefined:

```
rank 0                      rank 1
=====
...
MPI_Isend();                MPI_Recv();
MPI_Request_free();         MPI_Finalize();
MPI_Finalize();             exit();
exit();
```

If no `MPI_BUFFER_DETACH` occurs between an `MPI_BSEND` (or other buffered send) and `MPI_FINALIZE`, the `MPI_FINALIZE` implicitly supplies the `MPI_BUFFER_DETACH`.

Example 8.5 This program is correct, and after the `MPI_Finalize`, it is as if the buffer had been detached.

```

rank 0                      rank 1
=====
...
buffer = malloc(1000000);    ...
MPI_Buffer_attach();        MPI_Recv();
MPI_Bsend();                MPI_Finalize();
MPI_Finalize();             exit();
free(buffer);
exit();

```

Example 8.6 In this example, `MPI_Iprobe()` must return a `FALSE` flag. `MPI_Test_cancelled()` must return a `TRUE` flag, independent of the relative order of execution of `MPI_Cancel()` in process 0 and `MPI_Finalize()` in process 1.

The `MPI_Iprobe()` call is there to make sure the implementation knows that the “tag1” message exists at the destination, without being able to claim that the user knows about it.

```

rank 0                      rank 1
=====
MPI_Init();                 MPI_Init();
MPI_Isend(tag1);            MPI_Barrier();
MPI_Barrier();              MPI_Iprobe(tag2);
                             MPI_Barrier();
                             MPI_Finalize();
                             exit();

MPI_Cancel();
MPI_Wait();
MPI_Test_cancelled();
MPI_Finalize();
exit();

```

Advice to implementors. An implementation may need to delay the return from `MPI_FINALIZE` until all potential future message cancellations have been processed. One possible solution is to place a barrier inside `MPI_FINALIZE` (*End of advice to implementors.*)

Once `MPI_FINALIZE` returns, no MPI routine (not even `MPI_INIT`) may be called, except for `MPI_GET_VERSION`, `MPI_INITIALIZED`, and `MPI_FINALIZED`. Each process must complete any pending communication it initiated before it calls `MPI_FINALIZE`. If the call returns, each process may continue local computations, or exit, without participating in further MPI communication with other processes. `MPI_FINALIZE` is collective over all connected processes. If no processes were spawned, accepted or connected then this means over `MPI_COMM_WORLD`; otherwise it is collective over the union of all processes that have been and continue to be connected, as explained in Section 10.5.4 on page 318.

Advice to implementors. Even though a process has completed all the communication it initiated, such communication may not yet be completed from the viewpoint of the

```

1
2
3
4
5
6
7
8
9
10
11
12
13
14
15
16
17
18
19
20
21
22
23
24
25
26
27
28
29
30
31
32
33
34
35
36
37
38
39
40
41
42
43
44
45
46
47
48

```

```

MPI_INFO_DUP(INFO, NEWINFO, IERROR)
    INTEGER INFO, NEWINFO, IERROR
MPI::Info MPI::Info::Dup() const

```

MPI_INFO_DUP duplicates an existing info object, creating a new object, with the same (key,value) pairs and the same ordering of keys.

```

MPI_INFO_FREE(info)
    INOUT  info          info object (handle)

```

```
int MPI_Info_free(MPI_Info *info)
```

```

MPI_INFO_FREE(INFO, IERROR)
    INTEGER INFO, IERROR

```

```
void MPI::Info::Free()
```

This function frees info and sets it to MPI_INFO_NULL. The value of an info argument is interpreted each time the info is passed to a routine. Changes to an info after return from a routine do not affect that interpretation.

1
2
3
4
5
6
7
8
9
10
11
12
13
14
15
16
17
18
19
20
21
22
23
24
25
26
27
28
29
30
31
32
33
34
35
36
37
38
39
40
41
42
43
44
45
46
47
48

underlying MPI system. E.g., a blocking send may have completed, even though the data is still buffered at the sender. The MPI implementation must ensure that a process has completed any involvement in MPI communication before MPI_FINALIZE returns. Thus, if a process exits after the call to MPI_FINALIZE, this will not cause an ongoing communication to fail. (*End of advice to implementors.*)

Although it is not required that all processes return from MPI_FINALIZE, it is required that at least process 0 in MPI_COMM_WORLD return, so that users can know that the MPI portion of the computation is over. In addition, in a POSIX environment, they may desire to supply an exit code for each process that returns from MPI_FINALIZE.

Example 8.7 The following illustrates the use of requiring that at least one process return and that it be known that process 0 is one of the processes that return. One wants code like the following to work no matter how many processes return.

```

...
MPI_Comm_rank(MPI_COMM_WORLD, &myrank);
...
MPI_Finalize();
if (myrank == 0) {
    resultfile = fopen("outfile", "w");
    dump_results(resultfile);
    fclose(resultfile);
}
exit(0);

```

```
MPI_INITIALIZED( flag )
```

```

OUT    flag          Flag is true if MPI_INIT has been called and false
                    otherwise.

```

```
int MPI_Initialized(int *flag)
```

```

MPI_INITIALIZED(FLAG, IERROR)
    LOGICAL FLAG
    INTEGER IERROR

```

```
bool MPI::Is_initialized()
```

This routine may be used to determine whether MPI_INIT has been called. MPI_INITIALIZED returns true if the calling process has called MPI_INIT. Whether MPI_FINALIZE has been called does not affect the behavior of MPI_INITIALIZED. It is one of the few routines that may be called before MPI_INIT is called.

1
2
3
4
5
6
7
8
9
10
11
12
13
14
15
16
17
18
19
20
21
22
23
24
25
26
27
28
29
30
31
32
33
34
35
36
37
38
39
40
41
42
43
44
45
46
47
48

```

MPI_ABORT( comm, errorcode )
    IN      comm          communicator of tasks to abort
    IN      errorcode     error code to return to invoking environment

int MPI_Abort(MPI_Comm comm, int errorcode)

MPI_ABORT(COMM, ERRORCODE, IERROR)
    INTEGER COMM, ERRORCODE, IERROR

void MPI::Comm::Abort(int errorcode)

```

This routine makes a “best attempt” to abort all tasks in the group of `comm`. This function does not require that the invoking environment take any action with the error code. However, a Unix or POSIX environment should handle this as a **return errorcode** from the main program.

It may not be possible for an MPI implementation to abort only the processes represented by `comm` if this is a subset of the processes. In this case, the MPI implementation should attempt to abort all the connected processes but should not abort any unconnected processes. If no processes were spawned, accepted or connected then this has the effect of aborting all the processes associated with `MPI_COMM_WORLD`.

Rationale. The communicator argument is provided to allow for future extensions of MPI to environments with, for example, dynamic process management. In particular, it allows but does not require an MPI implementation to abort a subset of `MPI_COMM_WORLD`. (*End of rationale.*)

Advice to users. Whether the errorcode is returned from the executable or from the MPI process startup mechanism (e.g., `mpirexec`), is an aspect of quality of the MPI library but not mandatory. (*End of advice to users.*)

Advice to implementors. Where possible, a high-quality implementation will try to return the errorcode from the MPI process startup mechanism (e.g. `mpirexec` or singleton init). (*End of advice to implementors.*)

8.7.1 Allowing User Functions at Process Termination

There are times in which it would be convenient to have actions happen when an MPI process finishes. For example, a routine may do initializations that are useful until the MPI job (or that part of the job that being terminated in the case of dynamically created processes) is finished. This can be accomplished in MPI by attaching an attribute to `MPI_COMM_SELF` with a callback function. When `MPI_FINALIZE` is called, it will first execute the equivalent of an `MPI_COMM_FREE` on `MPI_COMM_SELF`. This will cause the delete callback function to be executed on all keys associated with `MPI_COMM_SELF`, in an arbitrary order. If no key has been attached to `MPI_COMM_SELF`, then no callback is invoked. The “freeing” of `MPI_COMM_SELF` occurs before any other parts of MPI are affected. Thus, for example, calling `MPI_FINALIZED` will return `false` in any of these callback functions. Once done with `MPI_COMM_SELF`, the order and rest of the actions taken by `MPI_FINALIZE` is not specified.

```

CHARACTER*(*) KEY

bool MPI::Info::Get_valuelen(const char* key, int& valuelen) const

    Retrieves the length of the value associated with key. If key is defined, valuelen is set
    to the length of its associated value and flag is set to true. If key is not defined, valuelen
    is not touched and flag is set to false. The length returned in C or C++ does not include the
    end-of-string character.
    If key is larger than MPI_MAX_INFO_KEY, the call is erroneous.

MPI_INFO_GET_NKEYS(info, nkeys)
    IN      info          info object (handle)
    OUT     nkeys         number of defined keys (integer)

int MPI_Info_get_nkeys(MPI_Info info, int *nkeys)

MPI_INFO_GET_NKEYS(INFO, NKEYS, IERROR)
    INTEGER INFO, NKEYS, IERROR

int MPI::Info::Get_nkeys() const

    MPI_INFO_GET_NKEYS returns the number of currently defined keys in info.

MPI_INFO_GET_NTHKEY(info, n, key)
    IN      info          info object (handle)
    IN      n             key number (integer)
    OUT     key           key (string)

int MPI_Info_get_nthkey(MPI_Info info, int n, char *key)

MPI_INFO_GET_NTHKEY(INFO, N, KEY, IERROR)
    INTEGER INFO, N, IERROR
    CHARACTER*(*) KEY

void MPI::Info::Get_nthkey(int n, char* key) const

    This function returns the nth defined key in info. Keys are numbered 0...N-1 where
    N is the value returned by MPI_INFO_GET_NKEYS. All keys between 0 and N-1 are
    guaranteed to be defined. The number of a given key does not change as long as info is not
    modified with MPI_INFO_SET or MPI_INFO_DELETE.

MPI_INFO_DUP(info, newinfo)
    IN      info          info object (handle)
    OUT     newinfo       info object (handle)

int MPI_Info_dup(MPI_Info info, MPI_Info *newinfo)

```

```

MPI_INFO_DELETE(INFO, KEY, IERROR)
    INTEGER INFO, IERROR
    CHARACTER*(*) KEY
void MPI::Info::Delete(const char* key)
    MPI_INFO_DELETE deletes a (key,value) pair from info. If key is not defined in info,
    the call raises an error of class MPI_ERR_INFO_NOKEY.

MPI_INFO_GET(info, key, valuelen, value, flag)
    IN      info          info object (handle)
    IN      key           key (string)
    IN      valuelen      length of value arg (integer)
    OUT     value         value (string)
    OUT     flag          true if key defined, false if not (boolean)

int MPI_Info_get(MPI_Info info, char *key, int valuelen, char *value,
                int *flag)
MPI_INFO_GET(INFO, KEY, VALUELEN, VALUE, FLAG, IERROR)
    INTEGER INFO, VALUELEN, IERROR
    CHARACTER*(*) KEY, VALUE
    LOGICAL FLAG
bool MPI::Info::Get(const char* key, int valuelen, char* value) const
    This function retrieves the value associated with key in a previous call to
    MPI_INFO_SET. If such a key exists, it sets flag to true and returns the value in value,
    otherwise it sets flag to false and leaves value unchanged. valuelen is the number of characters
    available in value. If it is less than the actual size of the value, the value is truncated. In
    C, valuelen should be one less than the amount of allocated space to allow for the null
    terminator.
    If key is larger than MPI_MAX_INFO_KEY, the call is erroneous.

MPI_INFO_GET_VALUELEN(info, key, valuelen, flag)
    IN      info          info object (handle)
    IN      key           key (string)
    OUT     valuelen      length of value arg (integer)
    OUT     flag          true if key defined, false if not (boolean)

int MPI_Info_get_valuelen(MPI_Info info, char *key, int *valuelen,
                        int *flag)
MPI_INFO_GET_VALUELEN(INFO, KEY, VALUELEN, FLAG, IERROR)
    INTEGER INFO, VALUELEN, IERROR
    LOGICAL FLAG

```

Advice to implementors. Since attributes can be added from any supported language, the MPI implementation needs to remember the creating language so the correct callback is made. (*End of advice to implementors.*)

8.7.2 Determining Whether MPI Has Finished

One of the goals of MPI was to allow for layered libraries. In order for a library to do this cleanly, it needs to know if MPI is active. In MPI the function MPI_INITIALIZED was provided to tell if MPI had been initialized. The problem arises in knowing if MPI has been finalized. Once MPI has been finalized it is no longer active and cannot be restarted. A library needs to be able to determine this to act accordingly. To achieve this the following function is needed:

```

MPI_FINALIZED(flag)
    OUT     flag          true if MPI was finalized (logical)

int MPI_Finalized(int *flag)
MPI_FINALIZED(FLAG, IERROR)
    LOGICAL FLAG
    INTEGER IERROR
bool MPI::Is_finalized()

```

This routine returns true if MPI_FINALIZE has completed. It is legal to call MPI_FINALIZED before MPI_INIT and after MPI_FINALIZE.

Advice to users. MPI is “active” and it is thus safe to call MPI functions if MPI_INIT has completed and MPI_FINALIZE has not completed. If a library has no other way of knowing whether MPI is active or not, then it can use MPI_INITIALIZED and MPI_FINALIZED to determine this. For example, MPI is “active” in callback functions that are invoked during MPI_FINALIZE. (*End of advice to users.*)

8.8 Portable MPI Process Startup

A number of implementations of MPI provide a startup command for MPI programs that is of the form

```
mpirun <mpirun arguments> <program> <program arguments>
```

Separating the command to start the program from the program itself provides flexibility, particularly for network and heterogeneous implementations. For example, the startup script need not run on one of the machines that will be executing the MPI program itself.

Having a standard startup mechanism also extends the portability of MPI programs one step further, to the command lines and scripts that manage them. For example, a validation suite script that runs hundreds of programs can be a portable script if it is written using such a standard startup mechanism. In order that the “standard” command not be confused with

existing practice, which is not standard and not portable among implementations, instead of `mpirun` MPI specifies `mpiexec`.

While a standardized startup mechanism improves the usability of MPI, the range of environments is so diverse (e.g., there may not even be a command line interface) that MPI cannot mandate such a mechanism. Instead, MPI specifies an `mpiexec` startup command and recommends but does not require it, as advice to implementors. However, if an implementation does provide a command called `mpiexec`, it must be of the form described below.

It is suggested that

```
mpiexec -n <numprocs> <program>
```

be at least one way to start `<program>` with an initial `MPI_COMM_WORLD` whose group contains `<numprocs>` processes. Other arguments to `mpiexec` may be implementation-dependent.

Advice to implementors. Implementors, if they do provide a special startup command for MPI programs, are advised to give it the following form. The syntax is chosen in order that `mpiexec` be able to be viewed as a command-line version of `MPI_COMM_SPAWN` (See Section 10.3.4).

Analogous to `MPI_COMM_SPAWN`, we have

```
mpiexec -n <maxprocs>
  -soft < >
  -host < >
  -arch < >
  -wdir < >
  -path < >
  -file < >
  ...
  <command line>
```

for the case where a single command line for the application program and its arguments will suffice. See Section 10.3.4 for the meanings of these arguments. For the case corresponding to `MPI_COMM_SPAWN_MULTIPLE` there are two possible formats:

Form A:

```
mpiexec { <above arguments> } : { ... } : { ... } : ... : { ... }
```

As with `MPI_COMM_SPAWN`, all the arguments are optional. (Even the `-n x` argument is optional; the default is implementation dependent. It might be 1, it might be taken from an environment variable, or it might be specified at compile time.) The names and meanings of the arguments are taken from the keys in the `info` argument to `MPI_COMM_SPAWN`. There may be other, implementation-dependent arguments as well.

Note that Form A, though convenient to type, prevents colons from being program arguments. Therefore an alternate, file-based form is allowed:

Form B:

string representations of decimal values of integers that are within the range of a standard integer type in the program. (However it is possible that not every legal integer is a legal value for a given key.) On positive numbers, + signs are optional. No space may appear between a + or - sign and the leading digit of a number. For comma separated lists, the string must contain legal elements separated by commas. Leading and trailing spaces are stripped automatically from the types of info values described above and for each element of a comma separated list. These rules apply to all info values of these types. Implementations are free to specify a different interpretation for values of other info keys.

```
MPI_INFO_CREATE(info)
```

```
OUT info info object created (handle)
```

```
int MPI_Info_create(MPI_Info *info)
```

```
MPI_INFO_CREATE(INFO, IERROR)
```

```
INTEGER INFO, IERROR
```

```
static MPI::Info MPI::Info::Create()
```

`MPI_INFO_CREATE` creates a new info object. The newly created object contains no key/value pairs.

```
MPI_INFO_SET(info, key, value)
```

```
INOUT info info object (handle)
```

```
IN key key (string)
```

```
IN value value (string)
```

```
int MPI_Info_set(MPI_Info info, char *key, char *value)
```

```
MPI_INFO_SET(INFO, KEY, VALUE, IERROR)
```

```
INTEGER INFO, IERROR
```

```
CHARACTER*(*) KEY, VALUE
```

```
void MPI::Info::Set(const char* key, const char* value)
```

`MPI_INFO_SET` adds the (key,value) pair to `info`, and overrides the value if a value for the same key was previously set. `key` and `value` are null-terminated strings in C. In Fortran, leading and trailing spaces in `key` and `value` are stripped. If either `key` or `value` are larger than the allowed maximums, the errors `MPI_ERR_INFO_KEY` or `MPI_ERR_INFO_VALUE` are raised, respectively.

```
MPI_INFO_DELETE(info, key)
```

```
INOUT info info object (handle)
```

```
IN key key (string)
```

```
int MPI_Info_delete(MPI_Info info, char *key)
```

Chapter 9

The Info Object

Many of the routines in MPI take an argument `info`. `info` is an opaque object with a handle of type `MPI_Info` in C, `MPI::Info` in C++, and `INTEGER` in Fortran. It stores an unordered set of (key,value) pairs (both key and value are strings). A key can have only one value. MPI reserves several keys and requires that if an implementation uses a reserved key, it must provide the specified functionality. An implementation is not required to support these keys and may support any others not reserved by MPI.

An implementation must support info objects as caches for arbitrary (key, value) pairs, regardless of whether it recognizes the key. Each function that takes hints in the form of an `MPI_Info` must be prepared to ignore any key it does not recognize. This description of info objects does not attempt to define how a particular function should react if it recognizes a key but not the associated value. `MPI_INFO_GET_NKEYS`, `MPI_INFO_GET_NTHKEY`, `MPI_INFO_GET_VALUULEN`, and `MPI_INFO_GET` must retain all (key,value) pairs so that layered functionality can also use the `Info` object.

Keys have an implementation-defined maximum length of `MPI_MAX_INFO_KEY`, which is at least 32 and at most 255. Values have an implementation-defined maximum length of `MPI_MAX_INFO_VAL`. In Fortran, leading and trailing spaces are stripped from both. Returned values will never be larger than these maximum lengths. Both key and value are case sensitive.

Rationale. Keys have a maximum length because the set of known keys will always be finite and known to the implementation and because there is no reason for keys to be complex. The small maximum size allows applications to declare keys of size `MPI_MAX_INFO_KEY`. The limitation on value sizes is so that an implementation is not forced to deal with arbitrarily long strings. (*End of rationale.*)

Advice to users. `MPI_MAX_INFO_VAL` might be very large, so it might not be wise to declare a string of that size. (*End of advice to users.*)

When it is an argument to a non-blocking routine, `info` is parsed before that routine returns, so that it may be modified or freed immediately after return.

When the descriptions refer to a key or value as being a boolean, an integer, or a list, they mean the string representation of these types. An implementation may define its own rules for how `info` value strings are converted to other types, but to ensure portability, every implementation must support the following representations. Legal values for a boolean must include the strings “true” and “false” (all lowercase). For integers, legal values must include

1
2
3
4
5
6
7
8
9
10
11
12
13
14
15
16
17
18
19
20
21
22
23
24
25
26
27
28
29
30
31
32
33
34
35
36
37
38
39
40
41
42
43
44
45
46
47
48

```
mpiexec -configfile <filename>
```

where the lines of `<filename>` are of the form separated by the colons in Form A. Lines beginning with ‘#’ are comments, and lines may be continued by terminating the partial line with ‘\’.

Example 8.8 Start 16 instances of `myprog` on the current or default machine:

```
mpiexec -n 16 myprog
```

Example 8.9 Start 10 processes on the machine called `ferrari`:

```
mpiexec -n 10 -host ferrari myprog
```

Example 8.10 Start three copies of the same program with different command-line arguments:

```
mpiexec myprog infile1 : myprog infile2 : myprog infile3
```

Example 8.11 Start the `ocean` program on five Suns and the `atmos` program on 10 RS/6000’s:

```
mpiexec -n 5 -arch sun ocean : -n 10 -arch rs6000 atmos
```

It is assumed that the implementation in this case has a method for choosing hosts of the appropriate type. Their ranks are in the order specified.

Example 8.12 Start the `ocean` program on five Suns and the `atmos` program on 10 RS/6000’s (Form B):

```
mpiexec -configfile myfile
```

where `myfile` contains

```
-n 5 -arch sun ocean
-n 10 -arch rs6000 atmos
```

(*End of advice to implementors.*)

Examples Index

This index lists code examples throughout the text. Some examples are referred to by content; others are listed by the major MPI function that they are demonstrating. MPI functions listed in all capital letter are Fortran examples; MPI functions listed in mixed case are C/C++ examples.

- Attributes between languages, [487](#)
- C++ declarations in `mpi.h`, [460](#)
- C++ deriving from C++ MPI class, [451](#)
- C++ handle assignment and comparison operators, [456](#)
- C++ handle assignment operator, [452](#)
- C++ handle scope destruction, [452](#)
- C++ illegal communicator handle initialization, [456](#)
- C++ MPI class comparison operator, [451](#)
- C++ profiling example, [460](#), [461](#)
- C/C++ handle conversion, [481](#), [482](#)
- C/Fortran handle conversion, [480](#)
- Client-server code, [62](#), [63](#)
- Client-server code with blocking probe, [66](#)
- Client-server code with blocking probe, wrong, [66](#)
- Datatype - 3D array, [111](#)
- Datatype - absolute addresses, [117](#)
- Datatype - array of structures, [114](#)
- Datatype - elaborate example, [124](#), [125](#)
- Datatype - matching type, [101](#)
- Datatype - matrix transpose, [112](#), [113](#)
- Datatype - union, [118](#)
- Datatypes - matching, [35](#)
- Datatypes - not matching, [35](#)
- Datatypes - untyped, [35](#)
- Deadlock with MPI_Bcast, [177](#), [178](#)
- Deadlock, if not buffered, [44](#)
- Deadlock, wrong message exchange, [44](#)
- Fortran 90 copying and sequence problem, [463](#), [464](#)
- Fortran 90 derived types, [465](#)
- Fortran 90 heterogeneous communication, [476](#), [477](#)
- Fortran 90 illegal KIND, [472](#)
- Fortran 90 MPL_TYPE_MATCH_SIZE implementation, [476](#)
- Fortran 90 register optimization, [467](#)
- Intercommunicator, [198](#), [199](#)
- Interlanguage communication, [489](#)
- Intertwined matching pairs, [42](#)
- Message exchange, [43](#)
- MPI::Comm::Probe, [33](#)
- MPI_ACCUMULATE, [332](#)
- MPI_ADDRESS, [95](#)
- MPI_Address, [114](#), [117](#), [118](#), [124](#)
- MPI_Aint, [114](#)
- MPI_Allgather, [154](#)
- MPI_ALLOC_MEM, [263](#)
- MPI_Alloc_mem, [264](#)
- MPI_ALLREDUCE, [172](#)
- MPI_Barrier, [280](#), [281](#), [347](#)
- MPI_Bcast, [136](#), [177](#), [178](#)
- MPI_BSEND, [42](#)
- MPI_Buffer_attach, [46](#), [280](#)
- MPI_Buffer_detach, [46](#)
- MPI_BYTE, [35](#)
- MPI_Cancel, [281](#)
- MPI_CART_COORDS, [253](#)
- MPI_CART_GET, [256](#)
- MPI_CART_RANK, [256](#)
- MPI_CART_SHIFT, [253](#)
- MPI_CART_SUB, [254](#)
- MPI_CHARACTER, [36](#)

List of Tables

2.1	Deprecated constructs	17
3.1	Predefined MPI datatypes corresponding to Fortran datatypes	27
3.2	Predefined MPI datatypes corresponding to C datatypes	28
4.1	combiner values returned from MPI_TYPE_GET_ENVELOPE	106
6.1	MPI_COMM_* Function Behavior (in Inter-Communication Mode)	211
8.1	Error classes (Part 1)	272
8.2	Error classes (Part 2)	273
11.1	Error classes in one-sided communication routines	349
13.1	Data access routines	388
13.2	“external32” sizes of predefined datatypes	416
13.3	I/O Error Classes	431
16.1	C++ names for the MPI C and C++ predefined datatypes	454
16.2	C++ names for the MPI Fortran predefined datatypes	454
16.3	C++ names for other MPI datatypes	455

List of Figures

5.1	Collective communications, an overview	130
5.2	Intercommunicator allgather	134
5.3	Intercommunicator reduce-scatter	135
5.4	Gather example	141
5.5	Gatherv example with strides	142
5.6	Gatherv example, 2-dimensional	142
5.7	Gatherv example, 2-dimensional, subarrays with different sizes	143
5.8	Gatherv example, 2-dimensional, subarrays with different sizes and strides	145
5.9	Scatter example	150
5.10	Scatterv example with strides	151
5.11	Scatterv example with different strides and counts	152
5.12	Race conditions with point-to-point and collective communications	179
6.1	Intercommunicator create using MPI_COMM_CREATE	197
6.2	Intercommunicator construction with MPI_COMM_SPLIT	200
6.3	Three-group pipeline	214
6.4	Three-group ring	215
7.1	Set-up of process structure for two-dimensional parallel Poisson solver	257
11.1	Active target communication	335
11.2	Active target communication, with weak synchronization	336
11.3	Passive target communication	337
11.4	Active target communication with several processes	341
11.5	Schematic description of window	350
11.6	Symmetric communication	353
11.7	Deadlock situation	353
11.8	No deadlock	354
13.1	Etypes and filetypes	374
13.2	Partitioning a file among parallel processes	374
13.3	Displacements	386
13.4	Example array file layout	433
13.5	Example local array filetype for process 1	433

1	MPI_Comm_create, 198	MPI_SEND, 35, 36, 43, 44, 56, 66, 101
2	MPI_Comm_group, 198	MPI_Send, 114, 117, 118, 124
3	MPI_Comm_remote_size, 199	MPI_SENDRECV, 111–113
4	MPI_COMM_SPAWN, 298	MPI_SENDRECV_REPLACE, 253
5	MPI_Comm_spawn, 298	MPI_SSEND, 42, 56
6	MPI_COMM_SPAWN_MULTIPLE, 303	MPI_Test_cancelled, 281
7	MPI_Comm_spawn_multiple, 303	MPI_TYPE_COMMIT, 99, 111–113, 328
8	MPI_Comm_split, 199	MPI_Type_commit, 114, 117, 118, 124, 141–145, 150, 176
9	MPI_DIMS_CREATE, 245, 256	MPI_TYPE_CONTIGUOUS, 79, 96, 101, 103
10	MPI_FILE_CLOSE, 394, 397	MPI_Type_contiguous, 141
11	MPI_FILE_GET_AMODE, 381	MPI_TYPE_CREATE_DARRAY, 93
12	MPI_FILE_IREAD, 397	MPI_TYPE_CREATE_HVECTOR, 111, 112
13	MPI_FILE_OPEN, 394, 397	MPI_Type_create_hvector, 114, 117
14	MPI_FILE_READ, 394	MPI_TYPE_CREATE_INDEXED_BLOCK, 328
15	MPI_FILE_SET_ATOMICITY, 425	MPI_TYPE_CREATE_STRUCT, 86, 96, 113
16	MPI_FILE_SET_VIEW, 394, 397	MPI_Type_create_struct, 114, 117, 118, 124, 143, 145, 176
17	MPI_FILE_SYNC, 426	MPI_TYPE_CREATE_SUBARRAY, 433
18	MPI_Finalize, 280–282	MPI_TYPE_EXTENT, 111–113, 328, 330, 332
19	MPI_FREE_MEM, 263	MPI_Type_extent, 114
20	MPI_Gather, 125, 140, 141, 145	MPI_TYPE_FREE, 328
21	MPI_Gatherv, 125, 142–145	MPI_Type_get_contents, 119
22	MPI_GET, 328, 330	MPI_Type_get_envelope, 119
23	MPI_Get, 346, 347	MPI_TYPE_HVECTOR, 111, 112
24	MPI_GET_ADDRESS, 95, 484	MPI_Type_hvector, 114, 117
25	MPI_Get_address, 114, 117, 118, 124	MPI_TYPE_INDEXED, 83, 112
26	MPI_GET_COUNT, 103	MPI_Type_indexed, 114, 117
27	MPI_GET_ELEMENTS, 103	MPI_TYPE_STRUCT, 86, 96, 113
28	MPI_GRAPH_CREATE, 246, 252	MPI_Type_struct, 114, 117, 118, 124, 143, 145, 176
29	MPI_Grequest_complete, 361	MPI_TYPE_VECTOR, 80, 81, 111–113
30	MPI_Grequest_start, 361	MPI_Type_vector, 142, 144, 150
31	MPI_Group_free, 198	MPI_Unpack, 124, 125
32	MPI_Group_incl, 198	MPI_WAIT, 54–56, 62, 63, 397
33	MPI_Iprobe, 281	MPI_WAITANY, 62
34	MPI_IRECV, 54–56, 62, 63	MPI_WAITSNOW, 63
35	MPI_ISEND, 54–56, 62, 63	MPI_Win_complete, 339, 347
36	MPI_Op_create, 170, 176	MPI_WIN_CREATE, 328, 330, 332
37	MPI_Pack, 124, 125	MPI_WIN_FENCE, 328, 330, 332
38	MPI_Pack_size, 125	MPI_Win_fence, 346
39	MPI_PROBE, 66	MPI_Win_lock, 344
40	MPI_Put, 339, 344, 346, 347	MPI_Win_post, 347
41	MPI_RECV, 35, 36, 42–44, 56, 66, 101	
42	MPI_REDUCE, 162, 163, 166	
43	MPI_Reduce, 165, 166, 170	
44	MPI_REQUEST_FREE, 55	
45	MPI_Request_free, 280	
46	MPI_Scan, 176	
47	MPI_Scatter, 149	
48	MPI_Scatterv, 150	

MPI_Win_start, 339, 347	1	A.3.10 External Interfaces Fortran Bindings	537
MPI_Win_unlock, 344	2	A.3.11 I/O Fortran Bindings	538
MPI_Win_wait, 347	3	A.3.12 Language Bindings Fortran Bindings	542
mpiexec, 286	4	A.3.13 Profiling Interface Fortran Bindings	542
Non-deterministic program with MPI_Bcast,	5	A.3.14 Deprecated Fortran Bindings	542
178	6	A.4 C++ Bindings	545
Non-overtaking messages, 42	7	A.4.1 Point-to-Point Communication C++ Bindings	545
Nonblocking operations, 54, 55	8	A.4.2 Datatypes C++ Bindings	547
Nonblocking operations - message order-	9	A.4.3 Collective Communication C++ Bindings	549
ing, 56	10	A.4.4 Groups, Contexts, Communicators, and Caching C++ Bindings	550
Nonblocking operations - progress, 56	11	A.4.5 Process Topologies C++ Bindings	552
Threads and MPI, 366	12	A.4.6 MPI Environmenta Management C++ Bindings	553
Typemap, 79–81, 83, 86, 93	13	A.4.7 The Info Object C++ Bindings	554
	14	A.4.8 Process Creation and Management C++ Bindings	554
	15	A.4.9 One-Sided Communications C++ Bindings	555
	16	A.4.10 External Interfaces C++ Bindings	556
	17	A.4.11 I/O C++ Bindings	556
	18	A.4.12 Language Bindings C++ Bindings	560
	19	A.4.13 Profiling Interface C++ Bindings	560
	20	A.4.14 Deprecated C++ Bindings	560
	21	A.4.15 C++ Bindings on all MPI Classes	560
	22	A.4.16 Construction / Destruction	561
	23	A.4.17 Copy / Assignment	561
	24	A.4.18 Comparison	561
	25	A.4.19 Inter-language Operability	561
	26		
	27	B Change-Log	562
	28	B.1 Changes from Version 2.0 to Version 2.1	562
	29		
	30	Bibliography	567
	31		
	32	Examples Index	571
	33		
	34	MPI Constant and Predefined Handle Index	574
	35		
	36	MPI Declarations Index	578
	37		
	38	MPI Callback Function Prototype Index	580
	39		
	40	MPI Function Index	581
	41		
	42		
	43		
	44		
	45		
	46		
	47		
	48		

16.3.2	Assumptions	478
16.3.3	Initialization	479
16.3.4	Transfer of Handles	479
16.3.5	Status	482
16.3.6	MPI Opaque Objects	483
	Datatypes	483
	Callback Functions	485
	Error Handlers	485
	Reduce Operations	485
	Addresses	485
16.3.7	Attributes	486
16.3.8	Extra State	488
16.3.9	Constants	488
16.3.10	Interlanguage Communication	489

A	Language Bindings Summary	491
A.1	Defined Values and Handles	491
A.1.1	Defined Constants	491
A.1.2	Types	499
A.1.3	Prototype definitions	500
A.1.4	Deprecated prototype definitions	504
A.1.5	Info Keys	504
A.1.6	Info Values	505
A.2	C Bindings	506
A.2.1	Point-to-Point Communication C Bindings	506
A.2.2	Datatypes C Bindings	507
A.2.3	Collective Communication C Bindings	509
A.2.4	Groups, Contexts, Communicators, and Caching C Bindings	510
A.2.5	Process Topologies C Bindings	513
A.2.6	MPI Environmenta Management C Bindings	513
A.2.7	The Info Object C Bindings	514
A.2.8	Process Creation and Management C Bindings	515
A.2.9	One-Sided Communications C Bindings	515
A.2.10	External Interfaces C Bindings	516
A.2.11	I/O C Bindings	516
A.2.12	Language Bindings C Bindings	519
A.2.13	Profiling Interface C Bindings	520
A.2.14	Deprecated C Bindings	520
A.3	Fortran Bindings	521
A.3.1	Point-to-Point Communication Fortran Bindings	521
A.3.2	Datatypes Fortran Bindings	523
A.3.3	Collective Communication Fortran Bindings	526
A.3.4	Groups, Contexts, Communicators, and Caching Fortran Bindings	527
A.3.5	Process Topologies Fortran Bindings	532
A.3.6	MPI Environmenta Management Fortran Bindings	533
A.3.7	The Info Object Fortran Bindings	534
A.3.8	Process Creation and Management Fortran Bindings	535
A.3.9	One-Sided Communications Fortran Bindings	536

MPI Constant and Predefined Handle Index

This index lists predefined MPI constants and handles.

MPI::*_NULL, 451	MPI::MINLOC, 455
MPI::BOOL, 454, 495	MPI::PACKED, 453, 454
MPI::BYTE, 453–455	MPI::REAL, 454
MPI::CHAR, 454	MPI::REAL16, 455
MPI::CHARACTER, 454	MPI::REAL4, 455
MPI::COMM_NULL, 453, 456	MPI::REAL8, 455
MPI::COMPLEX, 454, 495	MPI::SHORT, 454
MPI::DOUBLE, 454	MPI::SHORT_INT, 455
MPI::DOUBLE_COMPLEX, 454, 495	MPI::SIGNED_CHAR, 454
MPI::DOUBLE_INT, 455	MPI::SIGNED_CHAR, MPI::UNSIGNED_CHAR,
MPI::DOUBLE_PRECISION, 454	453
MPI::ERRORS_ARE_FATAL, 19	MPI::TWODOUBLE_PRECISION, 455
MPI::ERRORS_RETURN, 19	MPI::TWOINT, 455
MPI::ERRORS_THROW_EXCEPTIONS,	MPI::TWOINTEGER, 455
19, 23, 265	MPI::TWOREAL, 455
MPI::F_COMPLEX, 454	MPI::UNSIGNED, 454
MPI::F_DOUBLE_COMPLEX, 455	MPI::UNSIGNED_CHAR, 454
MPI::FLOAT, 454	MPI::UNSIGNED_LONG, 454
MPI::FLOAT_INT, 455	MPI::UNSIGNED_LONG_LONG, 454
MPI::INT, 454	MPI::UNSIGNED_SHORT, 454
MPI::INTEGER, 453, 454	MPI::WCHAR, 454
MPI::INTEGER1, 455	MPI_2DOUBLE_PRECISION, 165
MPI::INTEGER2, 455	MPI_2INT, 165
MPI::INTEGER4, 455	MPI_2INTEGER, 165
MPI::INTEGERS, 455	MPI_2REAL, 165
MPI::LOGICAL, 454	MPI_ADDRESS_KIND, 18, 106, 486, 487
MPI::LOGICAL, MPI::BOOL, 455	MPI_ANY_SOURCE, 30, 42, 64–66, 71,
MPI::LONG, 454	240, 261
MPI::LONG_DOUBLE, 453, 454	MPI_ANY_TAG, 14, 30, 32, 64, 65, 67,
MPI::LONG_DOUBLE_COMPLEX, 454,	71, 75
455, 495	MPI_APPNUM, 317, 318
MPI::LONG_DOUBLE_INT, 455	MPI_ARGV_NULL, 298, 299, 462
MPI::LONG_INT, 455	MPI_ARGVS_NULL, 302, 462
MPI::LONG_LONG, 454	MPI_BAND, 161, 162
MPI::MAXLOC, 455	MPI_BOR, 162

MPI_BOTTOM, 10, 15, 17, 33, 94, 103, 104, 132, 300, 462, 465–467, 469, 484, 485, 489, 566	MPI_DATATYPE, 19	1	14 Profiling Interface	435
MPI_BSEND_OVERHEAD, 47, 262	MPI_DATATYPE_NULL, 100	2	14.1 Requirements	435
MPI_BXOR, 162	MPI_DISPLACEMENT_CURRENT, 385, 565	3	14.2 Discussion	435
MPI_BYTE, 27, 28, 34, 35, 37, 127, 162, 374, 412, 424, 453, 489, 562	MPI_DISTRIBUTE_BLOCK, 91	4	14.3 Logic of the Design	436
MPI_CART, 248	MPI_DISTRIBUTE_CYCLIC, 91	5	14.3.1 Miscellaneous Control of Profiling	436
MPI_CHAR, 28, 37, 86, 163	MPI_DISTRIBUTE_DFLT_DARG, 91	6	14.4 Examples	437
MPI_CHARACTER, 27, 36, 37, 163	MPI_DISTRIBUTE_NONE, 91	7	14.4.1 Profiler Implementation	437
MPI_COMBINER_CONTIGUOUS, 106, 109	MPI_DOUBLE, 28, 162, 470	8	14.4.2 MPI Library Implementation	438
MPI_COMBINER_DARRAY, 106, 111	MPI_DOUBLE_COMPLEX, 27, 414, 471	9	Systems with Weak Symbols	438
MPI_COMBINER_DUP, 106, 109	MPI_DOUBLE_INT, 165	10	Systems Without Weak Symbols	438
MPI_COMBINER_F90_COMPLEX, 106, 111	MPI_DOUBLE_PRECISION, 27, 162, 471	11	14.4.3 Complications	439
MPI_COMBINER_F90_INTEGER, 106, 111	MPI_ERR_ACCESS, 273, 378, 431	12	Multiple Counting	439
MPI_COMBINER_F90_REAL, 106, 111	MPI_ERR_AMODE, 273, 377, 431	13	Linker Oddities	439
MPI_COMBINER_HINDEXED, 106, 110	MPI_ERR_ARG, 272	14	14.5 Multiple Levels of Interception	440
MPI_COMBINER_HINDEXED_INTEGER, 106, 110	MPI_ERR_ASSERT, 272, 349	15	15 Deprecated Functions	441
MPI_COMBINER_HVECTOR, 106, 110	MPI_ERR_BAD_FILE, 273, 431	16	15.1 Deprecated since MPI-2.0	441
MPI_COMBINER_HVECTOR_INTEGER, 106, 110	MPI_ERR_BASE, 263, 272, 349	17	16 Language Bindings	449
MPI_COMBINER_INDEXED, 106, 110	MPI_ERR_BUFFER, 272	18	16.1 C++	449
MPI_COMBINER_INDEXED_BLOCK, 106, 110	MPI_ERR_COMM, 272	19	16.1.1 Overview	449
MPI_COMBINER_INDEXED_INTEGER, 106, 110	MPI_ERR_CONVERSION, 273, 419, 431	20	16.1.2 Design	449
MPI_COMBINER_INTEGER, 106, 110	MPI_ERR_COUNT, 272	21	16.1.3 C++ Classes for MPI	450
MPI_COMBINER_INTEGER_INTEGERS, 106, 110	MPI_ERR_DIMS, 272	22	16.1.4 Class Member Functions for MPI	450
MPI_COMBINER_INTEGER_INTEGER, 106, 110	MPI_ERR_DISP, 272, 349	23	16.1.5 Semantics	451
MPI_COMBINER_INTEGER_INTEGER_INTEGER, 106, 110	MPI_ERR_DUP_DATAREP, 273, 417, 431	24	16.1.6 C++ Datatypes	453
MPI_COMBINER_INTEGER_INTEGER_INTEGER_INTEGER, 106, 110	MPI_ERR_FILE, 273, 431	25	16.1.7 Communicators	455
MPI_COMBINER_INTEGER_INTEGER_INTEGER_INTEGER_INTEGER, 106, 110	MPI_ERR_FILE_EXISTS, 273, 431	26	16.1.8 Exceptions	457
MPI_COMBINER_INTEGER_INTEGER_INTEGER_INTEGER_INTEGER_INTEGER, 106, 110	MPI_ERR_FILE_IN_USE, 273, 378, 431	27	16.1.9 Mixed-Language Operability	458
MPI_COMBINER_INTEGER_INTEGER_INTEGER_INTEGER_INTEGER_INTEGER_INTEGER, 106, 110	MPI_ERR_GROUP, 272	28	16.1.10 Profiling	458
MPI_COMBINER_INTEGER_INTEGER_INTEGER_INTEGER_INTEGER_INTEGER_INTEGER_INTEGER, 106, 110	MPI_ERR_IN_STATUS, 31, 33, 52, 59, 61, 266, 272, 360, 390, 458	29	16.2 Fortran Support	461
MPI_COMBINER_INTEGER_INTEGER_INTEGER_INTEGER_INTEGER_INTEGER_INTEGER_INTEGER_INTEGER, 106, 110	MPI_ERR_INFO, 272	30	16.2.1 Overview	461
MPI_COMBINER_INTEGER_INTEGER_INTEGER_INTEGER_INTEGER_INTEGER_INTEGER_INTEGER_INTEGER_INTEGER, 106, 110	MPI_ERR_INFO_KEY, 272, 288	31	16.2.2 Problems With Fortran Bindings for MPI	462
MPI_COMBINER_INTEGER_INTEGER_INTEGER_INTEGER_INTEGER_INTEGER_INTEGER_INTEGER_INTEGER_INTEGER_INTEGER, 106, 110	MPI_ERR_INFO_NOKEY, 272, 289	32	Problems Due to Strong Typing	463
MPI_COMBINER_INTEGER_INTEGER_INTEGER_INTEGER_INTEGER_INTEGER_INTEGER_INTEGER_INTEGER_INTEGER_INTEGER_INTEGER, 106, 110	MPI_ERR_INFO_VALUE, 272, 288	33	Problems Due to Data Copying and Sequence Association	463
MPI_COMBINER_INTEGER_INTEGER_INTEGER_INTEGER_INTEGER_INTEGER_INTEGER_INTEGER_INTEGER_INTEGER_INTEGER_INTEGER_INTEGER, 106, 110	MPI_ERR_INTERM, 272	34	Special Constants	465
MPI_COMBINER_INTEGER_INTEGER_INTEGER_INTEGER_INTEGER_INTEGER_INTEGER_INTEGER_INTEGER_INTEGER_INTEGER_INTEGER_INTEGER_INTEGER, 106, 110	MPI_ERR_IO, 273, 431	35	Fortran 90 Derived Types	465
MPI_COMBINER_INTEGER_INTEGER_INTEGER_INTEGER_INTEGER_INTEGER_INTEGER_INTEGER_INTEGER_INTEGER_INTEGER_INTEGER_INTEGER_INTEGER_INTEGER, 106, 110	MPI_ERR_KEYVAL, 233, 272	36	A Problem with Register Optimization	466
MPI_COMBINER_INTEGER_INTEGER_INTEGER_INTEGER_INTEGER_INTEGER_INTEGER_INTEGER_INTEGER_INTEGER_INTEGER_INTEGER_INTEGER_INTEGER_INTEGER_INTEGER, 106, 110	MPI_ERR_LASTCODE, 271, 273–275	37	16.2.3 Basic Fortran Support	468
MPI_COMBINER_INTEGER_INTEGER_INTEGER_INTEGER_INTEGER_INTEGER_INTEGER_INTEGER_INTEGER_INTEGER_INTEGER_INTEGER_INTEGER_INTEGER_INTEGER_INTEGER_INTEGER, 106, 110	MPI_ERR_LOCKTYPE, 272, 349	38	16.2.4 Extended Fortran Support	469
MPI_COMBINER_INTEGER_INTEGER_INTEGER_INTEGER_INTEGER_INTEGER_INTEGER_INTEGER_INTEGER_INTEGER_INTEGER_INTEGER_INTEGER_INTEGER_INTEGER_INTEGER_INTEGER_INTEGER, 106, 110	MPI_ERR_NAME, 272, 313	39	The mpi Module	469
MPI_COMBINER_INTEGER_INTEGER_INTEGER_INTEGER_INTEGER_INTEGER_INTEGER_INTEGER_INTEGER_INTEGER_INTEGER_INTEGER_INTEGER_INTEGER_INTEGER_INTEGER_INTEGER_INTEGER_INTEGER, 106, 110	MPI_ERR_NO_MEM, 263, 272	40	No Type Mismatch Problems for Subroutines with Choice Arguments	470
MPI_COMBINER_INTEGER, 106, 110	MPI_ERR_NO_SPACE, 273, 431	41	16.2.5 Additional Support for Fortran Numeric Intrinsic Types	470
MPI_COMBINER_INTEGER, 106, 110	MPI_ERR_NO_SUCH_FILE, 273, 378, 431	42	Parameterized Datatypes with Specified Precision and Exponent Range	471
MPI_COMBINER_INTEGER, 106, 110	MPI_ERR_NOT_SAME, 273, 431	43	Support for Size-specific MPI Datatypes	474
MPI_COMBINER_INTEGER, 106, 110	MPI_ERR_OP, 272	44	Communication With Size-specific Types	476
MPI_COMBINER_INTEGER, 106, 110	MPI_ERR_OP_OTHER, 271, 272	45	16.3 Language Interoperability	478
MPI_COMBINER_INTEGER, 106, 110	MPI_ERR_OTHER, 271, 272	46	16.3.1 Introduction	478
MPI_COMBINER_INTEGER, 106, 110	MPI_ERR_PENDING, 59, 272	47		
MPI_COMBINER_INTEGER, 106, 110		48		

13.2.5	Preallocating Space for a File	379
13.2.6	Querying the Size of a File	380
13.2.7	Querying File Parameters	380
13.2.8	File Info	382
	Reserved File Hints	383
13.3	File Views	385
13.4	Data Access	387
13.4.1	Data Access Routines	387
	Positioning	388
	Synchronism	389
	Coordination	389
	Data Access Conventions	389
13.4.2	Data Access with Explicit Offsets	390
13.4.3	Data Access with Individual File Pointers	394
13.4.4	Data Access with Shared File Pointers	399
	Noncollective Operations	400
	Collective Operations	402
	Seek	403
13.4.5	Split Collective Data Access Routines	404
13.5	File Interoperability	410
13.5.1	Datatypes for File Interoperability	412
13.5.2	External Data Representation: “external32”	414
13.5.3	User-Defined Data Representations	415
	Extent Callback	417
	Datarep Conversion Functions	417
13.5.4	Matching Data Representations	419
13.6	Consistency and Semantics	420
13.6.1	File Consistency	420
13.6.2	Random Access vs. Sequential Files	423
13.6.3	Progress	423
13.6.4	Collective File Operations	423
13.6.5	Type Matching	424
13.6.6	Miscellaneous Clarifications	424
13.6.7	MPI_Offset Type	424
13.6.8	Logical vs. Physical File Layout	424
13.6.9	File Size	425
13.6.10	Examples	425
	Asynchronous I/O	428
13.7	I/O Error Handling	429
13.8	I/O Error Classes	430
13.9	Examples	430
13.9.1	Double Buffering with Split Collective I/O	430
13.9.2	Subarray Filetype Constructor	433

1	MPI_ERR_PORT, 272, 310	MPI_INTEGER1, 27
2	MPI_ERR_QUOTA, 273, 431	MPI_INTEGER2, 27, 414
3	MPI_ERR_RANK, 272	MPI_INTEGER4, 27
4	MPI_ERR_READ_ONLY, 273, 431	MPI_INTEGER8, 474
5	MPI_ERR_REQUEST, 272	MPI_INTEGER_KIND, 106, 486
6	MPI_ERR_RMA_CONFLICT, 272, 349	MPI_IO, 260, 261
7	MPI_ERR_RMA_SYNC, 272, 349	MPI_KEYVAL_INVALID, 225, 226
8	MPI_ERR_ROOT, 272	MPI_LAND, 161, 162
9	MPI_ERR_SERVICE, 272, 312	MPI_LASTUSED_CODE, 274
10	MPI_ERR_SIZE, 272, 349	MPI_LB, 16, 89, 92, 96–98, 413
11	MPI_ERR_SPAWN, 272, 299, 300	MPI_LOCK_EXCLUSIVE, 342
12	MPI_ERR_TAG, 272	MPI_LOCK_SHARED, 342
13	MPI_ERR_TOPOLOGY, 272	MPI_LOGICAL, 27, 162
14	MPI_ERR_TRUNCATE, 272	MPI_LONG, 28, 162
15	MPI_ERR_TYPE, 272	MPI_LONG_DOUBLE, 28, 162
16	MPI_ERR_UNKNOWN, 271, 272	MPI_LONG_DOUBLE_INT, 165
17	MPI_ERR_UNSUPPORTED_DATAREP,	MPI_LONG_INT, 165
18	273, 431	MPI_LONG_LONG, 28, 162, 562
19	MPI_ERR_UNSUPPORTED_OPERATION,	MPI_LONG_LONG_INT, 28, 162, 562
20	273, 431	MPI_LOR, 162
21	MPI_ERR_WIN, 272, 349	MPI_LXOR, 162
22	MPI_ERRCODES_IGNORE, 17, 300, 462,	MPI_MAX, 160–162, 175
23	465	MPI_MAX_DATAREP_STRING, 387, 417
24	MPI_ERRHANDLER_NULL, 270	MPI_MAX_ERROR_STRING, 270, 275
25	MPI_ERROR, 31, 52	MPI_MAX_INFO_KEY, 272, 287, 289, 290
26	MPI_ERROR_STRING, 271	MPI_MAX_INFO_VAL, 272, 287
27	MPI_ERRORS_ARE_FATAL, 264, 265, 276,	MPI_MAX_OBJECT, 237, 563
28	349, 429	MPI_MAX_OBJECT_NAME, 236
29	MPI_ERRORS_RETURN, 264, 265, 277,	MPI_MAX_PORT_NAME, 308
30	430, 488	MPI_MAX_PROCESSOR_NAME, 262, 564
31	MPI_F_STATUS_IGNORE, 483	MPI_MAXLOC, 162, 164, 165, 167
32	MPI_F_STATUSES_IGNORE, 483	MPI_MIN, 161, 162
33	MPI_FILE, 474	MPI_MINLOC, 162, 164, 165, 167
34	MPI_FILE_NULL, 378, 430	MPI_MODE_APPEND, 376, 377
35	MPI_FLOAT, 28, 86, 160, 162, 413	MPI_MODE_CREATE, 376, 377, 384
36	MPI_FLOAT_INT, 12, 165	MPI_MODE_DELETE_ON_CLOSE, 376–
37	MPI_GRAPH, 248	378
38	MPI_GROUP_EMPTY, 184, 189, 190, 197	MPI_MODE_EXCL, 376, 377
39	MPI_GROUP_NULL, 184, 192	MPI_MODE_NOCHECK, 345, 346
40	MPI_HOST, 260	MPI_MODE_NOPRECEDE, 345
41	MPI_IDENT, 187, 194	MPI_MODE_NOPUT, 345
42	MPI_IN_PLACE, 132, 462, 465, 469	MPI_MODE_NOSTORE, 345
43	MPI_INFO_NULL, 291, 299, 309, 377, 378,	MPI_MODE_NOSUCCEED, 345
44	386	MPI_MODE_RDONLY, 376, 377, 382
45	MPI_INT, 12, 28, 78, 162, 413, 414, 470,	MPI_MODE_RDWR, 376, 377
46	488, 490	MPI_MODE_SEQUENTIAL, 376, 377, 379,
47	MPI_INTEGER, 27, 34, 162, 470, 471,	380, 385, 390, 394, 403, 423, 565
48	490	MPI_MODE_UNIQUE_OPEN, 376, 377

MPI_MODE_WRONLY, 376, 377	1
MPI_OFFSET_KIND, 18, 424	2
MPI_OP_NULL, 170	3
MPI_ORDER_C, 14, 88, 91, 92	4
MPI_ORDER_FORTRAN, 14, 88, 91	5
MPI_PACKED, 27, 28, 34, 121, 123, 127, 414, 453, 489	6
MPI_PROC_NULL, 26, 75, 134, 136, 138, 140, 148, 149, 161, 187, 253, 260, 261, 326, 563, 565	7
MPI_PROD, 161, 162	8
MPI_REAL, 27, 34, 162, 414, 470, 471, 477	9
MPI_REAL2, 27	10
MPI_REAL4, 27, 470, 474	11
MPI_REALS, 27, 470	12
MPI_REPLACE, 332, 565	13
MPI_REQUEST_NULL, 52–55, 57–61, 360	14
MPI_ROOT, 134	15
MPI_SEEK_CUR, 398, 404	16
MPI_SEEK_END, 398, 404	17
MPI_SEEK_SET, 398, 399, 404	18
MPI_SHORT, 28, 162	19
MPI_SHORT_INT, 165	20
MPI_SIGNED_CHAR, 28, 162, 163, 562	21
MPI_SIMILAR, 187, 194, 211	22
MPI_SOURCE, 31	23
MPI_STATUS, 21, 33, 52	24
MPI_STATUS_IGNORE, 10, 17, 33, 359, 390, 462, 465, 469, 482, 483, 489, 561	25
MPI_STATUS_SIZE, 31	26
MPI_STATUSES_IGNORE, 14, 33, 359, 360, 462, 465, 482, 483, 561	27
MPI_SUBVERSION, 260	28
MPI_SUCCESS, 16, 18, 59, 61, 224–229, 231, 271, 272, 276, 277, 300, 419, 444, 445	29
MPI_SUM, 161, 162, 488	30
MPI_TAG, 31	31
MPI_TAG_UB, 28, 260, 486, 487	32
MPI_THREAD_FUNNELED, 368, 369	33
MPI_THREAD_MULTIPLE, 369, 371	34
MPI_THREAD_SERIALIZED, 369	35
MPI_THREAD_SINGLE, 368–370	36
MPI_TYPECLASS_COMPLEX, 476	37
MPI_TYPECLASS_INTEGER, 476	38
MPI_TYPECLASS_REAL, 476	39
MPI_UB, 12, 16, 89, 93, 96–98, 413	40
MPI_UNDEFINED, 32, 57, 58, 102, 187, 199, 248, 255, 256, 472, 562	41
MPI_UNEQUAL, 187, 194, 211	42
MPI_UNIVERSE_SIZE, 296, 316	43
MPI_UNSIGNED, 28, 162	44
MPI_UNSIGNED_CHAR, 28, 162, 163	45
MPI_UNSIGNED_LONG, 28, 162	46
MPI_UNSIGNED_LONG_LONG, 28, 162, 562	47
MPI_UNSIGNED_SHORT, 28, 162	48
MPI_VERSION, 260	
MPI_WCHAR, 28, 163, 238, 414, 562	
MPI_WIN_BASE, 324, 488	
MPI_WIN_DISP_UNIT, 324	
MPI_WIN_NULL, 324	
MPI_WIN_SIZE, 324	
MPI_WTIME_IS_GLOBAL, 260, 261, 278, 486	
10.5.2 Singleton MPI_INIT	316
10.5.3 MPI_APPNUM	317
10.5.4 Releasing Connections	318
10.5.5 Another Way to Establish MPI Communication	319
11 One-Sided Communications	321
11.1 Introduction	321
11.2 Initialization	322
11.2.1 Window Creation	322
11.2.2 Window Attributes	324
11.3 Communication Calls	325
11.3.1 Put	326
11.3.2 Get	328
11.3.3 Examples	328
11.3.4 Accumulate Functions	331
11.4 Synchronization Calls	333
11.4.1 Fence	338
11.4.2 General Active Target Synchronization	339
11.4.3 Lock	342
11.4.4 Assertions	344
11.4.5 Miscellaneous Clarifications	346
11.5 Examples	346
11.6 Error Handling	348
11.6.1 Error Handlers	348
11.6.2 Error Classes	349
11.7 Semantics and Correctness	349
11.7.1 Atomicity	352
11.7.2 Progress	352
11.7.3 Registers and Compiler Optimizations	354
12 External Interfaces	357
12.1 Introduction	357
12.2 Generalized Requests	357
12.2.1 Examples	361
12.3 Associating Information with Status	363
12.4 MPI and Threads	365
12.4.1 General	365
12.4.2 Clarifications	366
12.4.3 Initialization	368
13 I/O	373
13.1 Introduction	373
13.1.1 Definitions	373
13.2 File Manipulation	375
13.2.1 Opening a File	375
13.2.2 Closing a File	377
13.2.3 Deleting a File	378
13.2.4 Resizing a File	379

8 MPI Environmental Management	259
8.1 Implementation Information	259
8.1.1 Version Inquiries	259
8.1.2 Environmental Inquiries	260
Tag Values	260
Host Rank	260
IO Rank	261
Clock Synchronization	261
8.2 Memory Allocation	262
8.3 Error Handling	264
8.3.1 Error Handlers for Communicators	265
8.3.2 Error Handlers for Windows	267
8.3.3 Error Handlers for Files	269
8.3.4 Freeing Errorhandlers and Retrieving Error Strings	270
8.4 Error Codes and Classes	271
8.5 Error Classes, Error Codes, and Error Handlers	273
8.6 Timers and Synchronization	277
8.7 Startup	278
8.7.1 Allowing User Functions at Process Termination	283
8.7.2 Determining Whether MPI Has Finished	284
8.8 Portable MPI Process Startup	284
9 The Info Object	287
10 Process Creation and Management	293
10.1 Introduction	293
10.2 The Dynamic Process Model	294
10.2.1 Starting Processes	294
10.2.2 The Runtime Environment	294
10.3 Process Manager Interface	296
10.3.1 Processes in MPI	296
10.3.2 Starting Processes and Establishing Communication	296
10.3.3 Starting Multiple Executables and Establishing Communication	301
10.3.4 Reserved Keys	303
10.3.5 Spawn Example	304
Manager-worker Example, Using MPI_COMM_SPAWN.	304
10.4 Establishing Communication	306
10.4.1 Names, Addresses, Ports, and All That	306
10.4.2 Server Routines	308
10.4.3 Client Routines	309
10.4.4 Name Publishing	311
10.4.5 Reserved Key Values	313
10.4.6 Client/Server Examples	313
Simplest Example — Completely Portable.	313
Ocean/Atmosphere - Relies on Name Publishing	314
Simple Client-Server Example.	314
10.5 Other Functionality	316
10.5.1 Universe Size	316

MPI Declarations Index

This index refers to declarations needed in C/C++, such as address kind integers, handles, etc. The underlined page numbers is the “main” reference (sometimes there are more than one when key concepts are discussed in multiple areas).

MPI::Aint, 15, <u>15</u> , 19, 79, <u>79</u> , 81, 84, 86, 94, 97, 98, 107, 127, 128, 322, 326, 328, 331, 413, 417, 441–444, 485, <u>485</u> , 486	394–396, 400, 402, 403, 406–410, 450, 451, 482, 483
MPI::Comm, <u>26</u> , 188, 193–196, 198, 201, 210, 211, 213, 223, 226, 227, 450, <u>456</u> , <u>456</u>	MPI::Win, 228–230, 238, 268, 276, <u>322</u> , 323, 324, 326, 328, 331, 338–343, 450, 480
MPI::Datatype, <u>79</u> , 450	MPI_Aint, 15, <u>15</u> , 18, 79, <u>79</u> , 81, 84, 86, 94, 97, 98, 107, 127, 128, 322, 326, 328, 331, 413, 417, 441–444, 462, 485, <u>485</u> , 486
MPI::Errhandler, <u>266</u> , 267–270, 446, 447, 450, 480	MPI_Comm, <u>26</u> , 188, 193–196, 198, 201, 210, 211, 213, 223, 226, 227
MPI::Exception, 450, <u>457</u>	MPI_Datatype, <u>79</u> , 466
MPI::File, 269, 270, 276, <u>375</u> , 377, 379–383, 385, 387, 391–404, 406–410, 413, 421, 422, 450, 480	MPI_Errhandler, <u>266</u> , 267–270, 446, 447, 480
MPI::Graphcomm, 246, 450, <u>456</u>	MPI_File, 269, 270, 276, <u>375</u> , 377, 379–383, 385, 387, 391–404, 406–410, 413, 421, 422, 480
MPI::Grequest, 358, <u>358</u> , 450	MPI_Fint, 479
MPI::Group, 186, <u>186</u> , 187–192, 196, 211, 324, 339, 340, 380, 450, 480	MPI_Group, 186, <u>186</u> , 187–192, 196, 211, 324, 339, 340, 380, 480
MPI::Info, 262, 287, <u>287</u> , 288–291, 296, 299, 301, 308–312, 375, 378, 382, 383, 385, 450, 480	MPI_Info, 262, 287, <u>287</u> , 288–291, 296, 299, 301, 308–312, 375, 378, 382, 383, 385, 480, 565
MPI::Intercomm, 450, <u>456</u>	MPI_Offset, 15, <u>15</u> , 18, 379, 380, 385, 387, 391–393, 398, 399, 403, 404, 406, 407, 417, 424, <u>424</u> , 478
MPI::Intracomm, 450, <u>456</u>	MPI_Op, 160, <u>168</u> , 170, 172–175, 331, 480
MPI::Offset, 15, <u>15</u> , 19, 379, 380, 385, 387, 391–393, 398, 399, 403, 404, 406, 407, 417, <u>424</u>	MPI_Request, 49–51, 53, <u>53</u> , 54, 57–61, 64, 67, 69–72, 358, 361, 393, 397, 398, 401, 480
MPI::Op, 160, <u>168</u> , 170, 172–175, 331, 450, 480	MPI_Status, <u>29</u> , 32, 53, 57–61, 64, 65, 68, 73, 74, 102, 358, 364, 391, 392, 482, 483
MPI::Prequest, <u>69</u> , 450	
MPI::Request, 49–51, 53, <u>53</u> , 54, 57–61, 64, 67, 69–72, 358, 361, 393, 397, 398, 401, 450, 480	
MPI::Status, <u>29</u> , 32, 53, 57–61, 64, 65, 68, 73, 74, 102, 358, 364, 391, 392,	

MPI_Win, 228–230, 238, 268, 276, 322,
323, 324, 326, 328, 331, 338–343,
480

1	6.4.2 Communicator Constructors	194
2	6.4.3 Communicator Destructors	201
3	6.5 Motivating Examples	202
4	6.5.1 Current Practice #1	202
5	6.5.2 Current Practice #2	203
6	6.5.3 (Approximate) Current Practice #3	203
7	6.5.4 Example #4	204
8	6.5.5 Library Example #1	205
9	6.5.6 Library Example #2	207
10	6.6 Inter-Communication	209
11	6.6.1 Inter-communicator Accessors	210
12	6.6.2 Inter-communicator Operations	212
13	6.6.3 Inter-Communication Examples	214
14	Example 1: Three-Group “Pipeline”	214
15	Example 2: Three-Group “Ring”	216
16	Example 3: Building Name Service for Intercommunication	217
17	6.7 Caching	221
18	6.7.1 Functionality	222
19	6.7.2 Communicators	223
20	6.7.3 Windows	227
21	6.7.4 Datatypes	230
22	6.7.5 Error Class for Invalid Keyval	233
23	6.7.6 Attributes Example	233
24	6.8 Naming Objects	235
25	6.9 Formalizing the Loosely Synchronous Model	239
26	6.9.1 Basic Statements	239
27	6.9.2 Models of Execution	239
28	Static communicator allocation	239
29	Dynamic communicator allocation	240
30	The General case	240
31		
32	7 Process Topologies	241
33	7.1 Introduction	241
34	7.2 Virtual Topologies	242
35	7.3 Embedding in MPI	242
36	7.4 Overview of the Functions	243
37	7.5 Topology Constructors	244
38	7.5.1 Cartesian Constructor	244
39	7.5.2 Cartesian Convenience Function: MPI_DIMS_CREATE	244
40	7.5.3 General (Graph) Constructor	246
41	7.5.4 Topology Inquiry Functions	248
42	7.5.5 Cartesian Shift Coordinates	252
43	7.5.6 Partitioning of Cartesian structures	254
44	7.5.7 Low-Level Topology Functions	254
45	7.6 An Application Example	256
46		
47		
48		

4.3	Canonical MPI_PACK and MPI_UNPACK	127
5	Collective Communication	129
5.1	Introduction and Overview	129
5.2	Communicator Argument	132
5.2.1	Specifics for Intracommunicator Collective Operations	132
5.2.2	Applying Collective Operations to Intercommunicators	133
5.2.3	Specifics for Intercommunicator Collective Operations	134
5.3	Barrier Synchronization	135
5.4	Broadcast	136
5.4.1	Example using MPI_BCAST	136
5.5	Gather	137
5.5.1	Examples using MPI_GATHER, MPI_GATHERV	140
5.6	Scatter	147
5.6.1	Examples using MPI_SCATTER, MPI_SCATTERV	149
5.7	Gather-to-all	152
5.7.1	Examples using MPI_ALLGATHER, MPI_ALLGATHERV	154
5.8	All-to-All Scatter/Gather	155
5.9	Global Reduction Operations	159
5.9.1	Reduce	160
5.9.2	Predefined Reduction Operations	161
5.9.3	Signed Characters and Reductions	163
5.9.4	MINLOC and MAXLOC	164
5.9.5	User-Defined Reduction Operations	168
	Example of User-defined Reduce	170
5.9.6	All-Reduce	171
5.10	Reduce-Scatter	173
5.11	Scan	174
5.11.1	Inclusive Scan	174
5.11.2	Exclusive Scan	175
5.11.3	Example using MPI_SCAN	176
5.12	Correctness	177
6	Groups, Contexts, Communicators, and Caching	181
6.1	Introduction	181
6.1.1	Features Needed to Support Libraries	181
6.1.2	MPI's Support for Libraries	182
6.2	Basic Concepts	184
6.2.1	Groups	184
6.2.2	Contexts	184
6.2.3	Intra-Communicators	185
6.2.4	Predefined Intra-Communicators	185
6.3	Group Management	186
6.3.1	Group Accessors	186
6.3.2	Group Constructors	187
6.3.3	Group Destructors	192
6.4	Communicator Management	193
6.4.1	Communicator Accessors	193

MPI Callback Function Prototype Index

This index lists the C typedef names for callback routines, such as those used with attribute caching or user-defined reduction operations. C++ names for these typedefs and Fortran example prototypes are given near the text of the C name.

[MPI_Comm_copy_attr_function, 17, 223](#)
[MPI_Comm_delete_attr_function, 17, 223](#)
[MPI_Comm_errhandler_fn, 17, 266](#)
[MPI_Copy_function, 17, 444](#)
[MPI_Datarep_conversion_function, 417](#)
[MPI_Datarep_extent_function, 417](#)
[MPI_Delete_function, 17, 445](#)
[MPI_File_errhandler_fn, 269](#)
[MPI_Grequest_cancel_function, 360](#)
[MPI_Grequest_free_function, 359](#)
[MPI_Grequest_query_function, 358](#)
[MPI_Handler_function, 17, 447](#)
[MPI_Type_copy_attr_function, 231](#)
[MPI_Type_delete_attr_function, 231](#)
[MPI_User_function, 168](#)
[MPI_Win_copy_attr_function, 228](#)
[MPI_Win_delete_attr_function, 228](#)
[MPI_Win_errhandler_fn, 268](#)

MPI Function Index

The underlined page numbers refer to the function definitions.

MPI_ABORT, 169, 264, 279, <u>283</u> , 318, 479, 564	MPI_CART_MAP, 243, 255, <u>255</u>
MPI_ACCUMULATE, 321, 325, 326, <u>331</u> , 332, 333, 352, 565	MPI_CART_RANK, 243, 250, <u>250</u> , 564
MPI_ADD_ERROR_CLASS, 274, <u>274</u>	MPI_CART_SHIFT, 243, 252, 253, <u>253</u> , 564
MPI_ADD_ERROR_CODE, <u>275</u>	MPI_CART_SUB, 243, 254, <u>254</u> , 255, 564
MPI_ADD_ERROR_STRING, 275, <u>275</u>	MPI_CARTDIM_GET, 243, 249, <u>249</u> , 563
MPI_ADDRESS, 17, 94, <u>443</u> , 486	MPI_CLOSE_PORT, 308, <u>309</u> , 311
MPI_ALLGATHER, 129, 133, 152, <u>152</u> , 153–155	MPI_COMM_ACCEPT, 307–309, <u>309</u> , 310, 316, 318
MPI_ALLGATHERV, 129, 133, <u>153</u> , 154	MPI_COMM_C2F, <u>479</u>
MPI_ALLOC_MEM, 18, <u>262</u> , 263, 272, 323, 327, 343, 462	MPI_COMM_CALL_ERRHANDLER, <u>276</u> , 277
MPI_ALLREDUCE, 129, 132–134, 161, 168, 172, <u>172</u> , 562	MPI_COMM_CLONE, <u>457</u>
MPI_ALLTOALL, 129, 133, 134, 155, <u>155</u> , 157	MPI_COMM_COMPARE, <u>194</u> , 211
MPI_ALLTOALLV, 129, 132–134, <u>156</u> , 157	MPI_COMM_CONNECT, 272, 310, <u>310</u> , 317, 318
MPI_ALLTOALLW, 129, 133, 134, 158, <u>158</u> , 159	MPI_COMM_CREATE, 192, 196, <u>196</u> , 197, 199, 210, 243
MPI_ATTR_DELETE, 17, 227, 233, 445, <u>446</u>	MPI_COMM_CREATE_ERRHANDLER, 17, 265, <u>266</u> , 267, 446, 502
MPI_ATTR_GET, 17, 227, 233, 260, <u>446</u> , 486	MPI_COMM_CREATE_KEYVAL, 17, 222, <u>223</u> , 233, 444, 486, 563
MPI_ATTR_PUT, 17, 226, 233, <u>445</u> , 486	MPI_COMM_DELETE_ATTR, 17, 222, 225, 226, <u>227</u> , 233, 446
MPI_BARRIER, 129, 133, 135, <u>135</u> , 426	MPI_COMM_DISCONNECT, 233, 301, 318, 319, <u>319</u>
MPI_BCAST, 129, 133, 136, <u>136</u> , 451	MPI_COMM_DUP, 188, 192, 195, <u>195</u> , 197, 202, 212, 214, 222, 224, 227, 233, 240, 444
MPI_BSEND, 39, 47, 262, 280	MPI_COMM_DUP_FN, 17, 224, <u>224</u>
MPI_BSEND_INIT, 69, 72	MPI_COMM_F2C, <u>479</u>
MPI_BUFFER_ATTACH, 21, <u>45</u> , 53	MPI_COMM_FREE, 192, 196, <u>201</u> , 202, 212, 214, 225, 227, 233, 283, 301, 318, 319, 445, 453
MPI_BUFFER_DETACH, <u>45</u> , 280	MPI_COMM_FREE_KEYVAL, 17, 222, <u>225</u> , 233, 445
MPI_CANCEL, 42, 53, 64, 67, <u>67</u> , 68, 357, 360, 361	
MPI_CART_COORDS, 243, 251, <u>251</u> , 564	
MPI_CART_CREATE, 243, 244, <u>244</u> , 245, 246, 249, 254, 255, 563	
MPI_CART_GET, 243, 249, <u>250</u> , 563	

2.10 Examples	24
3 Point-to-Point Communication	25
3.1 Introduction	25
3.2 Blocking Send and Receive Operations	26
3.2.1 Blocking Send	26
3.2.2 Message Data	27
3.2.3 Message Envelope	28
3.2.4 Blocking Receive	29
3.2.5 Return Status	31
3.2.6 Passing MPI_STATUS_IGNORE for Status	33
3.3 Data Type Matching and Data Conversion	34
3.3.1 Type Matching Rules	34
Type MPI_CHARACTER	36
3.3.2 Data Conversion	36
3.4 Communication Modes	38
3.5 Semantics of Point-to-Point Communication	41
3.6 Buffer Allocation and Usage	45
3.6.1 Model Implementation of Buffered Mode	47
3.7 Nonblocking Communication	47
3.7.1 Communication Request Objects	49
3.7.2 Communication Initiation	49
3.7.3 Communication Completion	52
3.7.4 Semantics of Nonblocking Communications	56
3.7.5 Multiple Completions	57
3.7.6 Non-destructive Test of <code>status</code>	63
3.8 Probe and Cancel	64
3.9 Persistent Communication Requests	68
3.10 Send-Receive	73
3.11 Null Processes	75
4 Datatypes	77
4.1 Derived Datatypes	77
4.1.1 Type Constructors with Explicit Addresses	79
4.1.2 Datatype Constructors	79
4.1.3 Subarray Datatype Constructor	87
4.1.4 Distributed Array Datatype Constructor	89
4.1.5 Address and Size Functions	94
4.1.6 Lower-Bound and Upper-Bound Markers	96
4.1.7 Extent and Bounds of Datatypes	97
4.1.8 True Extent of Datatypes	98
4.1.9 Commit and Free	99
4.1.10 Duplicating a Datatype	100
4.1.11 Use of General Datatypes in Communication	101
4.1.12 Correct Use of Addresses	103
4.1.13 Decoding a Datatype	104
4.1.14 Examples	111
4.2 Pack and Unpack	120

Contents

Acknowledgments

xvii

1	Introduction to MPI	1
1.1	Overview and Goals	1
1.2	Background of MPI-1.0	2
1.3	Background of MPI-1.1, MPI-1.2, and MPI-2.0	3
1.4	Background of MPI-1.3 and MPI-2.1	3
1.5	Who Should Use This Standard?	4
1.6	What Platforms Are Targets For Implementation?	4
1.7	What Is Included In The Standard?	5
1.8	What Is Not Included In The Standard?	5
1.9	Organization of this Document	6
2	MPI Terms and Conventions	9
2.1	Document Notation	9
2.2	Naming Conventions	9
2.3	Procedure Specification	10
2.4	Semantic Terms	11
2.5	Data Types	12
2.5.1	Opaque Objects	12
2.5.2	Array Arguments	14
2.5.3	State	14
2.5.4	Named Constants	14
2.5.5	Choice	15
2.5.6	Addresses	15
2.5.7	File Offsets	15
2.6	Language Binding	15
2.6.1	Deprecated Names and Functions	16
2.6.2	Fortran Binding Issues	16
2.6.3	C Binding Issues	18
2.6.4	C++ Binding Issues	18
2.6.5	Functions and Macros	21
2.7	Processes	22
2.8	Error Handling	22
2.9	Implementation Issues	23
2.9.1	Independence of Basic Runtime Routines	23
2.9.2	Interaction with Signals	24

1	MPI_COMM_GET_ATTR, 17, 222, 226,	MPI_FILE_CALL_ERRHANDLER, 276,
2	226, 233, 445, 488	277
3	MPI_COMM_GET_ERRHANDLER, 17,	MPI_FILE_CLOSE, 319, 375, 377, 378
4	265, 267, 447, 564	MPI_FILE_CREATE_ERRHANDLER, 265,
5	MPI_COMM_GET_NAME, 236, 236, 237,	269, 269, 502
6	563	MPI_FILE_DELETE, 377, 378, 378, 382,
7	MPI_COMM_GET_PARENT, 237, 297,	384, 430
8	300, 300, 301	MPI_FILE_F2C, 480
9	MPI_COMM_GROUP, 14, 186, 188, 188,	MPI_FILE_GET_AMODE, 381, 381
10	192–194, 211, 265, 564	MPI_FILE_GET_ATOMICITY, 422, 422
11	MPI_COMM_JOIN, 319, 319, 320	MPI_FILE_GET_BYTE_OFFSET, 394, 399,
12	MPI_COMM_KEYVAL_CREATE, 501	399, 404
13	MPI_COMM_NULL_COPY_FN, 17, 224,	MPI_FILE_GET_ERRHANDLER, 265, 270,
14	224	430, 564
15	MPI_COMM_NULL_DELETE_FN, 17, 225,	MPI_FILE_GET_FILE_EXTENT, 413
16	225	MPI_FILE_GET_GROUP, 380, 381
17	MPI_COMM_RANK, 193, 193, 211	MPI_FILE_GET_INFO, 383, 383, 384, 565
18	MPI_COMM_REMOTE_GROUP, 211	MPI_FILE_GET_POSITION, 398, 399
19	MPI_COMM_REMOTE_SIZE, 211, 212	MPI_FILE_GET_POSITION_SHARED, 403,
20	MPI_COMM_SET_ATTR, 17, 222, 225,	404, 404, 423
21	226, 233, 445	MPI_FILE_GET_SIZE, 380, 380, 425
22	MPI_COMM_SET_ERRHANDLER, 17, 265,	MPI_FILE_GET_TYPE_EXTENT, 412,
23	267, 447	413, 419
24	MPI_COMM_SET_NAME, 235, 235, 236	MPI_FILE_GET_VIEW, 387, 387
25	MPI_COMM_SIZE, 21, 193, 193, 194, 211	MPI_FILE_IREAD, 388, 397, 397, 404,
26	MPI_COMM_SPAWN, 285, 294–296, 296,	420
27	297, 299–304, 316, 317	MPI_FILE_IREAD_AT, 388, 393, 393
28	MPI_COMM_SPAWN_MULTIPLE, 285,	MPI_FILE_IREAD_SHARED, 388, 401,
29	294, 295, 300, 301, 302, 303, 317	401
30	MPI_COMM_SPLIT, 196, 198, 199, 200,	MPI_FILE_IWRITE, 388, 398, 398
31	240, 243, 244, 246, 254–256	MPI_FILE_IWRITE_AT, 388, 393, 394
32	MPI_COMM_TEST_INTER, 210, 210	MPI_FILE_IWRITE_SHARED, 388, 401,
33	MPI_DIMS_CREATE, 243–245, 245	402
34	MPI_DUP_FN, 17, 224, 444	MPI_FILE_OPEN, 273, 367, 375, 375, 377,
35	MPI_ERRHANDLER_C2F, 480	382–384, 386, 399, 424, 425, 430,
36	MPI_ERRHANDLER_CREATE, 17, 266,	431
37	446	MPI_FILE_PREALLOCATE, 379, 379, 380,
38	MPI_ERRHANDLER_F2C, 480	421, 425
39	MPI_ERRHANDLER_FREE, 265, 270, 564	MPI_FILE_READ, 388, 394, 394, 395, 397,
40	MPI_ERRHANDLER_GET, 17, 265, 267,	424, 425
41	447, 564	MPI_FILE_READ_ALL, 388, 395, 395, 405
42	MPI_ERRHANDLER_SET, 17, 267, 447	MPI_FILE_READ_ALL_BEGIN, 388, 405,
43	MPI_ERROR_CLASS, 271, 271, 273	406, 407, 420
44	MPI_ERROR_STRING, 270, 271, 273, 275	MPI_FILE_READ_ALL_END, 388, 405,
45	MPI_EXSCAN, 129, 133, 161, 168, 175,	406, 408, 420
46	175	MPI_FILE_READ_AT, 388, 391, 391, 392,
47	MPI_FILE_C2F, 480	393
48		MPI_FILE_READ_AT_ALL, 388, 391, 392

MPI_FILE_READ_AT_ALL_BEGIN, 388 , 406	MPI_FINALIZE, 14 , 23 , 260 , 279 , 279 , 280–284 , 318 , 319 , 366 , 375 , 479 , 483 , 564	1
MPI_FILE_READ_AT_ALL_END, 388 , 406		2
MPI_FILE_READ_ORDERED, 388 , 402 , 403	MPI_FINALIZED, 20 , 279 , 281 , 283 , 284 , 284 , 479	3
MPI_FILE_READ_ORDERED_BEGIN, 388 , 409	MPI_FREE_MEM, 263 , 263 , 272	4
MPI_FILE_READ_ORDERED_END, 388 , 409	MPI_GATHER, 129 , 132 , 133 , 137 , 139 , 140 , 147 , 148 , 152 , 153	5
MPI_FILE_READ_SHARED, 388 , 400 , 400 , 401 , 403	MPI_GATHERV, 129 , 133 , 139 , 139 , 140 , 141 , 149 , 154	6
MPI_FILE_SEEK, 398 , 398 , 399	MPI_GET, 321 , 325 , 326 , 328 , 333 , 565	7
MPI_FILE_SEEK_SHARED, 403 , 403 , 404 , 423	MPI_GET_ADDRESS, 17 , 79 , 94 , 94 , 95 , 104 , 443 , 465–467 , 484 , 485	8
MPI_FILE_SET_ATOMICITY, 377 , 421 , 421 , 422	MPI_GET_COUNT, 32 , 32 , 33 , 52 , 102 , 103 , 364 , 390 , 562	9
MPI_FILE_SET_ERRHANDLER, 265 , 269 , 430	MPI_GET_ELEMENTS, 52 , 102 , 102 , 103 , 364 , 365 , 390	10
MPI_FILE_SET_INFO, 382 , 382 , 383 , 384 , 565	MPI_GET_PROCESSOR_NAME, 261 , 262 , 564	11
MPI_FILE_SET_SIZE, 379 , 379 , 380 , 421 , 423 , 425	MPI_GET_VERSION, 259 , 260 , 279 , 281	12
MPI_FILE_SET_VIEW, 89 , 273 , 376 , 382– 385 , 385 , 386 , 387 , 399 , 404 , 411 , 417 , 424 , 431 , 565	MPI_GRAPH_CREATE, 243 , 246 , 246 , 248 , 249 , 256 , 563	13
MPI_FILE_SYNC, 378 , 388 , 420–422 , 422 , 423 , 427	MPI_GRAPH_GET, 243 , 248 , 249	14
MPI_FILE_WRITE, 388 , 396 , 396 , 398 , 424	MPI_GRAPH_MAP, 243 , 256 , 256	15
MPI_FILE_WRITE_ALL, 388 , 396 , 396	MPI_GRAPH_NEIGHBORS, 243 , 251 , 251	16
MPI_FILE_WRITE_ALL_BEGIN, 388 , 408	MPI_GRAPH_NEIGHBORS_COUNT, 243 , 251 , 251	17
MPI_FILE_WRITE_ALL_END, 388 , 408	MPI_GRAPHDIMS_GET, 243 , 248 , 248	18
MPI_FILE_WRITE_AT, 388 , 392 , 392 , 393 , 394	MPI_GREQUEST_COMPLETE, 358–361 , 361	19
MPI_FILE_WRITE_AT_ALL, 388 , 392 , 393	MPI_GREQUEST_START, 358 , 358 , 502	20
MPI_FILE_WRITE_AT_ALL_BEGIN, 388 , 407	MPI_GROUP_C2F, 480	21
MPI_FILE_WRITE_AT_ALL_END, 388 , 407	MPI_GROUP_COMPARE, 187 , 190	22
MPI_FILE_WRITE_ORDERED, 388 , 402 , 403 , 403	MPI_GROUP_DIFFERENCE, 189	23
MPI_FILE_WRITE_ORDERED_BEGIN, 388 , 410	MPI_GROUP_EXCL, 190 , 190 , 192	24
MPI_FILE_WRITE_ORDERED_END, 388 , 410	MPI_GROUP_F2C, 480	25
MPI_FILE_WRITE_SHARED, 388 , 400 , 401–403	MPI_GROUP_FREE, 192 , 192 , 193 , 194 , 265 , 564	26
	MPI_GROUP_INCL, 190 , 190 , 191	27
	MPI_GROUP_INTERSECTION, 189	28
	MPI_GROUP_RANGE_EXCL, 191 , 192	29
	MPI_GROUP_RANGE_INCL, 191 , 191	30
	MPI_GROUP_RANK, 186 , 194	31
	MPI_GROUP_SIZE, 186 , 193	32
	MPI_GROUP_TRANSLATE_RANKS, 187 , 187 , 563	33
	MPI_GROUP_UNION, 188	34
	MPI_IBSEND, 50 , 53 , 72	35
		36
		37
		38
		39
		40
		41
		42
		43
		44
		45
		46
		47
		48

Version 2.1: June 23, 2008, 2008. This document combines the previous documents MPI-1.3 (May 30, 2008) and MPI-2.0 (July 18, 1997). Certain parts of MPI-2.0, such as some sections of Chapter 4, Miscellany, and Chapter 7, Extended Collective Operations have been merged into the Chapters of MPI-1.3. Additional errata and clarifications collected by the MPI Forum are also included in this document.

Version 1.3: May 30, 2008. This document combines the previous documents MPI-1.1 (June 12, 1995) and the MPI-1.2 Chapter in MPI-2 (July 18, 1997). Additional errata collected by the MPI Forum referring to MPI-1.1 and MPI-1.2 are also included in this document.

Version 2.0: July 18, 1997. Beginning after the release of MPI-1.1, the MPI Forum began meeting to consider corrections and extensions. MPI-2 has been focused on process creation and management, one-sided communications, extended collective communications, external interfaces and parallel I/O. A miscellany chapter discusses items that don't fit elsewhere, in particular language interoperability.

Version 1.2: July 18, 1997. The MPI-2 Forum introduced MPI-1.2 as Chapter 3 in the standard "MPI-2: Extensions to the Message-Passing Interface", July 18, 1997. This section contains clarifications and minor corrections to Version 1.1 of the MPI Standard. The only new function in MPI-1.2 is one for identifying to which version of the MPI Standard the implementation conforms. There are small differences between MPI-1 and MPI-1.1. There are very few differences between MPI-1.1 and MPI-1.2, but large differences between MPI-1.2 and MPI-2.

Version 1.1: June, 1995. Beginning in March, 1995, the Message-Passing Interface Forum reconvened to correct errors and make clarifications in the MPI document of May 5, 1994, referred to below as Version 1.0. These discussions resulted in Version 1.1, which is this document. The changes from Version 1.0 are minor. A version of this document with all changes marked is available. This paragraph is an example of a change.

Version 1.0: May, 1994. The Message-Passing Interface Forum (MPIF), with participation from over 40 organizations, has been meeting since January 1993 to discuss and define a set of library interface standards for message passing. MPIF is not sanctioned or supported by any official standards organization.

The goal of the Message-Passing Interface, simply stated, is to develop a widely used standard for writing message-passing programs. As such the interface should establish a practical, portable, efficient, and flexible standard for message-passing.

This is the final report, Version 1.0, of the Message-Passing Interface Forum. This document contains all the technical features proposed for the interface. This copy of the draft was processed by L^AT_EX on May 5, 1994.

Please send comments on MPI to mpi-comments@mpi-forum.org. Your comment will be forwarded to MPI Forum committee members who will attempt to respond.

MPI_INFO_C2F, [480](#)
MPI_INFO_CREATE, [288](#), [288](#)
MPI_INFO_DELETE, [272](#), [288](#), [289](#), [290](#)
MPI_INFO_DUP, [290](#), [291](#)
MPI_INFO_F2C, [480](#)
MPI_INFO_FREE, [291](#), [383](#)
MPI_INFO_GET, [287](#), [289](#), [565](#)
MPI_INFO_GET_NKEYS, [287](#), [290](#), [290](#),
[565](#)
MPI_INFO_GET_NTHKEY, [287](#), [290](#), [565](#)
MPI_INFO_GET_VALUELEN, [287](#), [289](#),
[565](#)
MPI_INFO_SET, [288](#), [288](#), [289](#), [290](#)
MPI_INIT, [14](#), [23](#), [185](#), [217](#), [260](#), [278](#), [278](#),
[279](#), [281](#), [282](#), [284](#), [297](#)–[300](#), [316](#),
[317](#), [368](#)–[370](#), [437](#), [479](#), [483](#)
MPI_INIT_THREAD, [185](#), [368](#), [369](#)–[371](#),
[479](#)
MPI_INITIALIZED, [279](#), [281](#), [282](#), [282](#),
[284](#), [370](#), [479](#)
MPI_INTERCOMM_CREATE, [195](#), [212](#),
[213](#), [214](#)
MPI_INTERCOMM_MERGE, [209](#), [212](#),
[213](#), [214](#)
MPI_IPROBE, [32](#), [64](#), [64](#), [65](#), [66](#), [367](#)
MPI_IRecv, [51](#), [464](#), [466](#), [467](#)
MPI_IrSend, [51](#)
MPI_IS_THREAD_MAIN, [368](#), [370](#)
MPI_ISEND, [11](#), [49](#), [72](#), [280](#), [464](#)
MPI_ISSEND, [50](#)
MPI_KEYVAL_CREATE, [17](#), [223](#), [225](#),
[444](#), [445](#), [504](#)
MPI_KEYVAL_FREE, [17](#), [225](#), [233](#), [445](#)
MPI_LB, [17](#)
MPI_LOOKUP_NAME, [272](#), [307](#), [311](#), [312](#),
[313](#)
MPI_NULL_COPY_FN, [17](#), [224](#), [444](#)
MPI_NULL_DELETE_FN, [17](#), [225](#), [445](#)
MPI_OP_C2F, [480](#)
MPI_OP_CREATE, [168](#), [168](#), [170](#), [501](#)
MPI_OP_F2C, [480](#)
MPI_OP_FREE, [170](#)
MPI_OPEN_PORT, [307](#), [308](#), [308](#), [309](#)–
[311](#), [313](#)
MPI_PACK, [47](#), [121](#), [124](#), [127](#), [414](#), [418](#)
MPI_PACK_EXTERNAL, [7](#), [127](#), [127](#), [474](#),
[562](#)
MPI_PACK_EXTERNAL_SIZE, [128](#)

MPI_PACK_SIZE, [47](#), [123](#), [124](#)
MPI_PCONTROL, [435](#)–[437](#), [437](#)
MPI_PROBE, [30](#), [32](#), [33](#), [64](#), [65](#), [65](#), [66](#),
[67](#), [367](#)
MPI_PUBLISH_NAME, [307](#), [311](#), [311](#), [312](#),
[313](#)
MPI_PUT, [321](#), [325](#), [326](#), [326](#), [328](#), [332](#),
[333](#), [340](#), [344](#), [346](#), [565](#)
MPI_QUERY_THREAD, [370](#), [371](#)
MPI_RECV, [26](#), [29](#), [31](#)–[33](#), [65](#), [67](#), [78](#),
[101](#), [102](#), [122](#), [131](#), [138](#), [365](#), [426](#),
[451](#), [466](#)–[468](#)
MPI_RECV_INIT, [71](#), [71](#)
MPI_REDUCE, [129](#), [133](#), [134](#), [160](#), [160](#),
[161](#), [168](#)–[170](#), [172](#)–[175](#), [332](#)
MPI_REDUCE_SCATTER, [129](#), [133](#), [134](#),
[161](#), [168](#), [173](#), [173](#)
MPI_REGISTER_DATAREP, [273](#), [415](#), [417](#)–
[419](#), [431](#), [503](#)
MPI_REQUEST_C2F, [480](#)
MPI_REQUEST_F2C, [480](#)
MPI_REQUEST_FREE, [21](#), [54](#), [55](#), [67](#),
[72](#), [280](#), [359](#)–[361](#)
MPI_REQUEST_GET_STATUS, [33](#), [64](#),
[359](#)
MPI_RSEND, [40](#)
MPI_RSEND_INIT, [70](#)
MPI_SCAN, [129](#), [133](#), [161](#), [168](#), [174](#), [174](#),
[175](#), [176](#)
MPI_SCATTER, [129](#), [133](#), [147](#), [147](#), [149](#)
MPI_SCATTERV, [129](#), [133](#), [148](#), [149](#), [150](#),
[174](#)
MPI_SEND, [25](#), [26](#), [27](#), [33](#), [35](#), [78](#), [101](#),
[121](#), [256](#), [376](#), [426](#), [451](#), [463](#), [466](#)
MPI_SEND_INIT, [69](#), [72](#)
MPI_SENDRECV, [73](#), [252](#)
MPI_SENDRECV_REPLACE, [74](#)
MPI_SIZEOF, [469](#), [475](#), [476](#)
MPI_SSEND, [40](#)
MPI_SSEND_INIT, [70](#)
MPI_START, [71](#), [71](#), [72](#)
MPI_STARTALL, [72](#), [72](#)
MPI_STATUS_C2F, [483](#)
MPI_STATUS_F2C, [482](#)
MPI_STATUS_SET_CANCELLED, [364](#)
MPI_STATUS_SET_ELEMENTS, [364](#), [364](#)
MPI_TEST, [11](#), [33](#), [52](#), [53](#), [54](#), [55](#), [57](#), [58](#),
[67](#), [72](#), [280](#), [360](#), [361](#), [389](#), [390](#)

MPI_TEST_CANCELLED, [52–54](#), [68](#), [68](#),
[359](#), [365](#), [390](#)
 MPI_TESTSTALL, [57](#), [60](#), [60](#), [359](#), [360](#), [363](#),
[366](#)
 MPI_TESTANY, [52](#), [57](#), [58](#), [58](#), [62](#), [359](#),
[360](#), [363](#), [366](#)
 MPI_TESTSOME, [57](#), [61](#), [62](#), [359](#), [360](#),
[363](#), [366](#)
 MPI_TOPO_TEST, [243](#), [248](#), [248](#)
 MPI_TYPE_C2F, [480](#)
 MPI_TYPE_COMMIT, [99](#), [99](#), [480](#)
 MPI_TYPE_CONTIGUOUS, [12](#), [79](#), [79](#),
[81](#), [96](#), [106](#), [374](#), [413](#)
 MPI_TYPE_CREATE_DARRAY, [12](#), [32](#),
[90](#), [90](#), [106](#)
 MPI_TYPE_CREATE_F90_COMPLEX, [12](#),
[106](#), [108](#), [415](#), [469](#), [472](#), [473](#), [474](#)
 MPI_TYPE_CREATE_F90_INTEGER, [12](#),
[106](#), [108](#), [415](#), [469](#), [472](#), [473](#), [474](#)
 MPI_TYPE_CREATE_F90_REAL, [12](#), [106](#),
[108](#), [415](#), [469](#), [471](#), [472–474](#)
 MPI_TYPE_CREATE_HINDEXED, [12](#), [17](#),
[79](#), [84](#), [84](#), [86](#), [87](#), [106](#), [441](#)
 MPI_TYPE_CREATE_HVECTOR, [12](#), [17](#),
[79](#), [81](#), [81](#), [106](#), [441](#)
 MPI_TYPE_CREATE_INDEXED_BLOCK,
[12](#), [85](#), [106](#)
 MPI_TYPE_CREATE_KEYVAL, [222](#), [230](#),
[233](#), [486](#), [563](#)
 MPI_TYPE_CREATE_RESIZED, [16](#), [17](#),
[97](#), [106](#), [413](#)
 MPI_TYPE_CREATE_STRUCT, [12](#), [17](#),
[79](#), [86](#), [87](#), [106](#), [158](#), [442](#)
 MPI_TYPE_CREATE_SUBARRAY, [12](#),
[14](#), [87](#), [89](#), [91](#), [106](#)
 MPI_TYPE_DELETE_ATTR, [222](#), [233](#),
[233](#)
 MPI_TYPE_DUP, [12](#), [100](#), [100](#), [106](#)
 MPI_TYPE_DUP_FN, [231](#), [231](#)
 MPI_TYPE_EXTENT, [17](#), [97](#), [443](#), [486](#)
 MPI_TYPE_F2C, [480](#)
 MPI_TYPE_FREE, [100](#), [108](#), [231](#)
 MPI_TYPE_FREE_KEYVAL, [222](#), [232](#),
[233](#)
 MPI_TYPE_GET_ATTR, [222](#), [232](#), [233](#)
 MPI_TYPE_GET_CONTENTS, [105](#), [107](#),
[108](#), [109](#)
 MPI_TYPE_GET_ENVELOPE, [105](#), [105](#),
[107](#), [108](#), [473](#)
 MPI_TYPE_GET_EXTENT, [17](#), [97](#), [99](#),
[443](#), [476](#), [483](#), [486](#)
 MPI_TYPE_GET_NAME, [238](#)
 MPI_TYPE_GET_TRUE_EXTENT, [98](#)
 MPI_TYPE_HINDEXED, [17](#), [84](#), [106](#), [442](#),
[486](#)
 MPI_TYPE_HVECTOR, [17](#), [82](#), [106](#), [441](#),
[486](#)
 MPI_TYPE_INDEXED, [12](#), [82](#), [83](#), [83](#),
[84](#), [85](#), [106](#)
 MPI_TYPE_KEYVAL_CREATE, [502](#)
 MPI_TYPE_LB, [17](#), [97](#), [443](#)
 MPI_TYPE_MATCH_SIZE, [469](#), [475](#), [476](#)
 MPI_TYPE_NULL_COPY_FN, [231](#), [231](#)
 MPI_TYPE_NULL_DELETE_FN, [231](#)
 MPI_TYPE_SET_ATTR, [222](#), [232](#), [233](#)
 MPI_TYPE_SET_NAME, [237](#)
 MPI_TYPE_SIZE, [95](#), [95](#)
 MPI_TYPE_STRUCT, [16](#), [17](#), [86](#), [96](#), [106](#),
[442](#), [486](#)
 MPI_TYPE_UB, [17](#), [97](#), [444](#), [486](#)
 MPI_TYPE_UB, MPI_TYPE_LB, [97](#)
 MPI_TYPE_VECTOR, [12](#), [80](#), [80](#), [81](#), [84](#),
[106](#)
 MPI_UB, [17](#)
 MPI_UNPACK, [122](#), [122](#), [123](#), [127](#), [418](#)
 MPI_UNPACK_EXTERNAL, [7](#), [128](#), [474](#)
 MPI_UNPUBLISH_NAME, [272](#), [312](#), [312](#)
 MPI_WAIT, [31](#), [33](#), [52](#), [53](#), [53](#), [54–57](#), [59](#),
[67](#), [72](#), [280](#), [357](#), [360](#), [361](#), [367](#),
[389](#), [390](#), [404](#), [420](#), [422](#), [467](#), [468](#)
 MPI_WAITALL, [57](#), [59](#), [59](#), [60](#), [359](#), [360](#),
[363](#), [366](#), [458](#)
 MPI_WAITANY, [42](#), [52](#), [57](#), [57](#), [58](#), [62](#),
[359](#), [360](#), [363](#), [366](#)
 MPI_WAITSOME, [57](#), [60](#), [61–63](#), [359](#), [360](#),
[363](#), [366](#)
 MPI_WIN_C2F, [480](#)
 MPI_WIN_CALL_ERRHANDLER, [276](#),
[277](#)
 MPI_WIN_COMPLETE, [324](#), [334](#), [339](#),
[339](#), [340](#), [342](#), [349](#), [350](#)
 MPI_WIN_CREATE, [322](#), [323](#), [348](#), [367](#)
 MPI_WIN_CREATE_ERRHANDLER, [265](#),
[267](#), [268](#), [502](#)

1
2
3
4
5
6
7
8
9
10
11
12
13
14
15
16
17
18
19
20
21
22
23
24
25
26
27
28
29
30
31
32
33
34
35
36
37
38
39
40
41
42
43
44
45
46
47
48

1 This document describes the Message-Passing Interface (MPI) standard, version 2.1.
 2 The MPI standard includes point-to-point message-passing, collective communications, group
 3 and communicator concepts, process topologies, environmental management, process creation
 4 and management, one-sided communications, extended collective operations, external
 5 interfaces, I/O, some miscellaneous topics, and a profiling interface. Language bindings for
 6 C, C++ and Fortran are defined.

7 Technically, this version of the standard is based on “MPI: A Message-Passing Interface
 8 Standard, June 12, 1995” (MPI-1.1) from the MPI-1 Forum, and “MPI-2: Extensions to the
 9 Message-Passing Interface, July, 1997” (MPI-1.2 and MPI-2.0) from the MPI-2 Forum, and
 10 errata documents from the MPI Forum.

11 Historically, the evolution of the standards is from MPI-1.0 (June 1994) to MPI-1.1
 12 (June 12, 1995) to MPI-1.2 (July 18, 1997), with several clarifications and additions and
 13 published as part of the MPI-2 document, to MPI-2.0 (July 18, 1997), with new functionality,
 14 to MPI-1.3 (May 30, 2008), combining for historical reasons the documents 1.1 and 1.2 and
 15 some errata documents to one combined document, and this document, MPI-2.1, combining
 16 the previous documents. Additional clarifications and errata corrections to MPI-2.0 are also
 17 included.
 18
 19
 20
 21
 22
 23
 24
 25
 26
 27
 28
 29
 30
 31
 32
 33
 34
 35
 36
 37
 38
 39
 40
 41
 42
 43
 44
 45
 46
 47
 48

©1993, 1994, 1995, 1996, 1997, 2008 University of Tennessee, Knoxville, Tennessee.
 Permission to copy without fee all or part of this material is granted, provided the University
 of Tennessee copyright notice and the title of this document appear, and notice is given that
 copying is by permission of the University of Tennessee.

MPI: A Message-Passing Interface Standard
Version 2.1

Message Passing Interface Forum

June 23, 2008

1 MPI_WIN_CREATE_KEYVAL, [222](#), [228](#),
2 [233](#), [486](#), [563](#)
3 MPI_WIN_DELETE_ATTR, [222](#), [230](#), [233](#)
4 MPI_WIN_DUP_FN, [228](#), [228](#)
5 MPI_WIN_F2C, [480](#)
6 MPI_WIN_FENCE, [324](#), [334](#), [338](#), [338](#),
7 [344](#), [349-352](#)
8 MPI_WIN_FREE, [229](#), [319](#), [323](#), [324](#)
9 MPI_WIN_FREE_KEYVAL, [222](#), [229](#), [233](#)
10 MPI_WIN_GET_ATTR, [222](#), [230](#), [233](#), [324](#),
11 [488](#)
12 MPI_WIN_GET_ERRHANDLER, [265](#), [268](#),
13 [564](#)
14 MPI_WIN_GET_GROUP, [324](#), [325](#)
15 MPI_WIN_GET_NAME, [238](#)
16 MPI_WIN_KEYVAL_CREATE, [501](#)
17 MPI_WIN_LOCK, [262](#), [323](#), [334](#), [342](#), [343](#),
18 [344](#), [350](#)
19 MPI_WIN_NULL_COPY_FN, [228](#), [228](#)
20 MPI_WIN_NULL_DELETE_FN, [228](#)
21 MPI_WIN_POST, [324](#), [334](#), [339](#), [340](#), [340](#),
22 [341-345](#), [352](#)
23 MPI_WIN_POST, MPI_WIN_FENCE, [350](#)
24 MPI_WIN_SET_ATTR, [222](#), [229](#), [233](#)
25 MPI_WIN_SET_ERRHANDLER, [265](#), [268](#)
26 MPI_WIN_SET_NAME, [238](#)
27 MPI_WIN_START, [334](#), [339](#), [339](#), [340](#), [342](#),
28 [344](#), [345](#), [348](#)
29 MPI_WIN_TEST, [341](#), [341](#)
30 MPI_WIN_UNLOCK, [262](#), [334](#), [343](#), [344](#),
31 [349](#), [350](#), [352](#)
32 MPI_WIN_WAIT, [324](#), [334](#), [340](#), [340](#), [341-](#)
33 [343](#), [350](#), [352](#)
34 MPI_WTICK, [21](#), [278](#), [278](#)
35 MPI_WTIME, [21](#), [261](#), [277](#), [277](#), [278](#)
36 mpiexec, [279](#), [283](#), [285](#), [285](#), [369](#)
37 mpirun, [284](#), [285](#)
38
39 PMPI_, [435](#)
40 PMPI_WTICK, [21](#)
41 PMPI_WTIME, [21](#)
42
43
44
45
46
47
48